

FEDERATION INTERNATIONALE DE L' AUTOMOBILE **FISA - Transfert en Gr.A**

Form of recognition in accordance with
Appendix J to the International Sporting Code.

Manufacturer SAAB AKTIEBOLAG Cylinder-capacity ..1498.....cm³ ..21.4...in³
chassis 420001 Model SAAB SEDAN V4
Serial No of engine 101 Manufacturer SAAB AKTIEBOLAG
Recognition is valid from *1st Nov. 1966* List *15/1*

The manufacturing of the model described in this recognition form was started on1.7... 19 ⁶⁶.. and the minimum production of ..5000... identical cars, in accordance with the specifications of this form was reached on *.35.9.....* 19 ⁶⁶...

Photograph A, 3/4 view of car from front



The vehicle described in this form has been subject to the following amendments:


<u>Variants</u>	<u>Normal evolution of the type</u>
on.....19...rec.No.....List.....	on.....19...rec.No.....List.....
on.....19...rec.No.....List.....	on.....19...rec.No.....List.....
on.....19...rec.No.....List.....	on.....19...rec.No.....List.....
on.....19...rec.No.....List.....	on.....19...rec.No.....List.....
on.....19...rec.No.....List.....	on.....19...rec.No.....List.....

Stamp and signature of the National Sporting Authority

Stamp and signature of the F.I.A.



[Handwritten signature]



Photograph B




Photograph C




Photograph D




Photograph E




Photograph F




Photograph G



Photograph H



Photograph I



Make

SAAB

Model


SEDAN V4

FISA - Transfert en Gr.A


F.I.A.Rec.Nº

5125


Photograph J




Photograph K




Photograph L



Photograph M



Photograph N




Photograph O



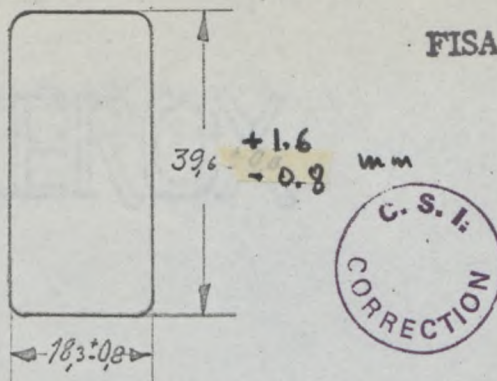
Photograph P



Photograph Q

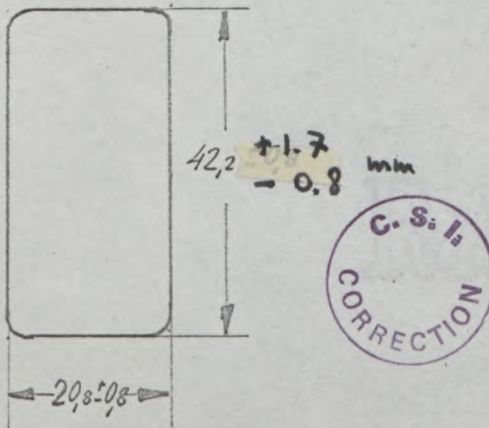


Drawing inlet manifold ports, side of cylinder-head. Indicate scale or dimensions and manufacturing tolerance.




FISA - Transfert en Gr.A

Drawing of entrance to inlet port of cylinder-head. Indicate scale or dimensions and manufacturing tolerance.



Drawing exhaust manifold ports, side of cylinderhead. Indicate scale or dimensions and manufacturing tolerance.



INTEGRAL WITH HEAD

Drawing of exit to exhaust port of cylinderhead. Indicate scale or dimensions and manufacturing tolerance.

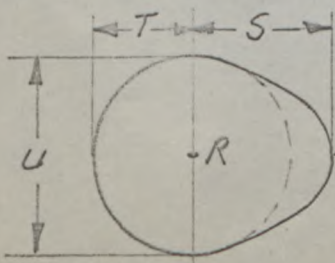
R = center of camshaft.

Inlet cam

S = 20,16-20,43	mm	0,79-0,80	inches
T = 13,77-13,84	mm	0,54-0,55	inches
U = 27,72-27,86	mm	1,09-1,10	inches

Exhaust cam

S = 20,16-20,43	mm	0,79-0,80	inches
T = 13,77-13,84	mm	0,54-0,55	inches
U = 27,72-27,86	mm	1,09-1,10	inches




IMPORTANT - the underlined items must be stated in two measuring systems, one of which must be the metric system. See conversion table hereafter.

CAPACITIES AND DIMENSIONS

FISA - Transfert en Gr.A




1. <u>Wheelbase</u>	2498	mm	98,35	inches	
2. <u>Front track</u>	1240	mm	48,03	inches ^x	
3. <u>Rear track</u>	1232	mm	48,03	inches ^x	
4. Overall length of the car			430	cm	inches
5. Overall width of the car			159	cm	inches
6. Overall height of the car			147	cm	inches
7. <u>Capacity of fuel tank</u> (reserve included)				40	ltrs
		Gallon US		8,8	Gallon Imp.
8. Seating capacity	5				
9. <u>Weight</u> , total weight of the car with normal equipment, water, oil and spare wheel but without fuel nor repair tools:					
	812	kg	1790	lbs	cwt



^x) Differences in track caused by the use of other wheels with different rim widths must be stated when recognition is requested for the wheels concerned. Specify ground clearance in relation to the track and give drawing of two easily recognizable points at front and rear at which measurements are taken. These ground clearance dimensions are only for information when checking the track and can in no way affect the eligibility of the car.

CONVERSION TABLE

1 inch/pouce	-	2.54 cm	1 quart US	-0.9464 ltrs
1 foot/pied	-	30.4794 cm	1 pint (pt)	-0.568 ltrs
1 square inch/pouce carré	-	6.452 cm ²	1 gallon Imp.	-4.546 ltrs
1 cubic inch/pouce cube	-	16.387 cm ³	1 gallon US	-3.785 ltrs
1 pound/livre (lb)	-	453.593 gr	1 hundred weight (cwt)	-50.802 kg



CHASSIS AND COACHWORK (Photographs A, B and C)

20. Chassis/body construction : separate / unitary construction

21. Unitary construction, material(s) PRESSED STEEL SHEET

Separate construction

FISA - Transfert en Gr.A

22. Material(s) of chassis

23. Material(s) of coachwork PRESSED STEEL SHEET

24. Number of doors 2 Material(s) -"-

25. Material(s) of bonnet -"-

26. Material(s) of boot lid -"-

27. Material of rear-window GLASS

28. Material(s) of windscreen -"-

29. Material(s) of front-door windows -"-

30. Material(s) of rear-door windows

31. Sliding System of door windows WHEEL AND LEVER MECHANISM

32. Material(s) of rear-quarter light GLASS

ACCESSORIES AND UPHOLSTERY

38. Interior heating : yes - no 39. Air-conditioning : yes - no

40. Ventilation : yes - no

41. Front seats, type of upholstery CLOTH AND GALON

42. Weight of front seat(s), complete with supports and rails, out of the car :
10 kg lbs

43. Rear seats, type of upholstery CLOTH AND GALON

44. Front bumper, material(s) aluminium, plastic Weight 5,2 kg lbs

45. Rear bumper, material(s) rubber Weight 5,4 kg lbs

WHEELS

50. Type DISC
51. Weight (per wheel, without tyre) 6 kg lbs

52. Method of attachment BOLTED TO DRUM

53. Rim diameter 381 mm 15 inches

54. Rim width 101,6 mm 4 inches

STEERING

60. Type RACK AND PINION

61. Servo-assistance : yes - no

62. Number of turns of steering wheel from lock to lock 2.6

63. In case of servo-assistance



SUSPENSION

70. Front suspension (photogr. D), type INDEPENDENT FISA - Transfert en Gr.A
 71. Type of spring COIL SPRING
 72. Stabiliser (if fitted)
 73. Number of shock absorbers 2 74. Type TELESCOPIC
 78. Rear suspension (photogr. E), type U-SHAPED RIGID BACKAXLE
 79. Type of spring COIL SPRING
 80. Stabiliser (if fitted)
 81. Number of shock absorbers 2 82. Type TELESCOPIC

BRAKES (photographs F and G)

90. Method of operation HYDRAULIC SYSTEM
 91. Servo-assistance (if fitted), type ATE T51
 92. Number of hydraulic master cylinders 1 TANDEM TYPE



	FRONT			REAR		
	1			1		
93. Number of cylinders per wheel						
94. Bore of wheel cylinder(s)	50,8	mm	in	15,9	mm	in.
Drum brakes						
95. Inside diameter		mm	in	203	mm	in.
96. Length of brake linings		mm	in	196	mm	in.
97. Width of brake linings		mm	in	37	mm	in.
98. Number of shoes per brake				2		
99. Total area per brake		mm ²	sq. in.	14500	mm ²	sq. in.
Disc brakes						
100. Outside diameter	267	mm	in		mm	in.
101. Thickness of disc	9,6	mm	in		mm	in.
102. Length of brake linings	93	mm	in		mm	in.
103. Width of brake linings	42	mm	in		mm	in.
104. Number of pads per brake	2					
105. Total area per brake	6500	mm ²	sq. in.		mm ²	sq. in.



ENGINE (photographs J and K)

FISA - Transfert en Gr.A

- 130. Cycle FOUR STROKE
- 131. Number of cylinders 4
- 132. Cylinder arrangement V-FORM
- 133. Bore 90,0 mm 3,54 in.
- 134. Stroke 58,9 mm 2,32 in.
- 135. Capacity per cylinder 375 cm³ 22,9 cu.in
- 136. Total cylinder capacity 1498 cm³ 91,4 cu.in.
- 137. Material(s) of cylinder block CAST IRON
- 138. Material(s) of sleeves (if fitted)
- 139. Cylinder head, material(s) CAST IRON Number fitted 2
- 140. Number of inlet ports 4
- 141. Number of exhaust ports 2
- 142. Compression ratio 8,6-9,4:1
- 143. Volume of one combustion chamber 40,22-38,22 cm³ cu.in.
- 144. Piston, material ALUMINIUM ALLOY
- 145. Number of rings 3
- 146. Distance from gudgeon pin centre line to highest point of piston crown
45,4-45,5 mm inches
- 147. Crankshaft: moulded/stamped
- 148. Type of crankshaft: integral/cast
with balance weight
- 149. Number of crankshaft main bearings 3
- 150. Material of bearing cap CAST IRON
- 151. System of lubrication: dry sump/oil in sump
- 152. Capacity, lubricant 3,3 ltrs pts quarts US
- 153. Oil cooler: yes/no
- 154. Method of engine cooling WATER COOLING
- 155. Capacity of cooling system 7,5 ltrs pints quarts US
- 156. Cooling fan (if fitted), dia 25,5 cm inches
- 157. Number of blades of cooling fan 6

Bearings

- 158. Crankshaft main, type SHELL BEARING Dia. 57,0 mm in.
- 159. Connecting rod, big end type "-" Dia. 54,0 mm in.

Weights

- 160. Flywheel (clean) 6,5-7,3 kg lbs
- 161. Flywheel with clutch (all turning parts) 10,2-11,1 kg lbs
- 162. Crankshaft 10,2-11,0 kg lbs
- 163. Connecting rod ^{including gear} SEE 164 kg
- 164. Piston with rings and pin 1,2 kg lbs
_{including connecting rod}



FOUR STROKE ENGINES

FISA - Transfert en Gr.A

- 170.Number of camshafts 1 171.Location IN V-CENTER
- 172.Type of camshaft drive WHEEL GEAR
- 173.Type of valve operation PUSH ROD

INLET (see page 4)^x

- 180.Material(s) of inlet manifold ALUMINIUM ALLOY
- 181.Diameter of valves 37,1-37,5 mm 1,46-1,48 inches
- 182.Max. valve lift 9,77 mm 0,38 in. 183.Number of valve springs 1
- 184.Type of spring COIL SPRING 185.Number of valves per cylinder 1
- 186.Tappet clearance for checking timing (cold) 0,40-0,45 mm inches
- 187.Valves open at (with tolerance for tappet clearance indicated) 21° B.T.D.C.
- 188.Valves close at (with tolerance for tappet clearance indicated) 82° A.B.D.C.
- 189.Air filter, type DRY FILTER CARTRIDGE

EXHAUST (see page 4)

- 195.Material(s) of exhaust manifold CAST IRON
- 196.Diameter of valves 32,0-32,4 mm 1,26-1,28 inches
- 197.Max. valve lift 9,77 mm 0,38 in. 198.Number of valve springs 1
- 199.Type of spring COIL SPRING 200.Number of valves per cylinder 1
- 201.Tappet clearance for checking timing (cold) 0,40-0,45 mm inches
- 202.Valves open at (with tolerance for tappet clearance indicated) 63° B.B.D.C.
- 203.Valves close at (with tolerance for tappet clearance indicated) 40° A.T.D.C.

CARBURETION (photograph N)

- 210.Number of carburettors fitted 1 211.Type DOWNDRAUGHT
- 212.Make SOLEX 213.Model 32 TJD
- 214.Number of mixture passages per carburettor 2
- 215.Flange hole diameter of exit port(s) of carburettor 32/32 mm inches
- 216.Minimum diameter of venturi/minimum diam. with piston at maximum height 23/24 mm inches

INJECTION (if fitted)

- 220.Make of pump 221.Number of plungers
- 222.Model or type of pump 223.Total number of injectors
- 224.Location of injectors
- 225.Minimum diameter of inlet pipe mm inches

^x) for additional information concerning two-stroke engines and super-charged engines see page 13.

ENGINE ACCESSORIES

230. Fuel pump : mechanical ~~XXX~~ or electric 231. No fitted **FISA - Transfert en Gr A**
 232. Type of ignition system COIL, DISTRIBUTOR 233. No of distributors 1
 234. No of ignition coils 1 235. No of spark plugs per cylinder 1
 236. Generator, number fitted 1 237. Method of drive V-BELT
 Alternator
 238. Voltage of generator 12 volts 239. Battery, number 1
 240. Location ENGINE COMPARTMENT
 241. Voltage of battery 12 volts

ENGINE AND CAR PERFORMANCES (as declared by manufacturer in catalogue)

250. Max. engine output 65 (type of horsepower: DIN) at 4700 rpm
 251. Maximum rpm 5500 output at that figure 61
 252. Maximum torque 11,7 KPM at 2500 rpm
 253. Maximum speed of the car 146 km/hour 91 miles/hour



DRIVE TRAIN

CLUTCH

FISA - Transfert en Gr.A

260.Type of clutch DRY PLATE 261.N° of plates 1
 262.Dia. of clutch plates 19,0 cm inches
 263.Dia. of linings, inside 12,5 cm inches outside 18-19cm in
 264.Method of operating clutch HYDRAULIC

GEAR BOX (photograph H)

270.Manual type, make SAAB
 271.N° of gear-box ratios forward 4 272.Synchronized forward ratios 4
 273.Location of gear shift ON STEERING COLUMN
 274Automatic, make type
 275.N° of forward ratios 276.Location of gear-shift

277.	Manual		Automatic		Alternative manual/automatic			
	Ratio	N° teeth	Ratio	N° teeth	Ratio	N° teeth	Ratio	N° teeth
1	3,48	35-27-31- 21-40-22			3,14	35-27-31- 21-41-25		
2	2,09	31-37-27- 40-22			1,86	34-37-30- 41-25		
3	1,30	35-27			1,30	35-27		
4	0,84	31-37			0,92	34-37		
5								
6								
reverse	3,18	35-20-40-22			2,87	35-20-41-25		

278.Overdrive, type
 279.Forward gears on which overdrive can be selected
 280.Overdrive ratio

FINAL DRIVE

290.Type of final drive BEVEL GEAR (PINION - CROWN WHEEL)
 291.Type of differential DIFFERENTIAL BEVEL GEAR
 292.Type of limited slip differential (if fitted)
 293.Final drive ratio 5,14 4,88 5,71
 Number of teeth 7:36 8:39 7:40



FEDERATION INTERNATIONALE DE L'AUTOMOBILE

FISA - Transfert en Gr.A

Form of recognition (extension) in accordance with Appendix J to the International Sporting Code

Manufacturer SAAB AKTIEBOLAG Model SAAB SEDAN V4

Serial No. inaugurating this extension Chassis 420001

Manufacturing date of the first vehicle constructed with the modifications 1.8 19.66

Commercial denomination of modified model SAAB SEDAN V4 (group 2)

This extension of recognition is considered: variation - ~~normal development of original vehicle type~~

Recognition is valid from ^{1st Nov} .../... 19⁶⁶ List ^{15/1}

Descriptions of modifications:

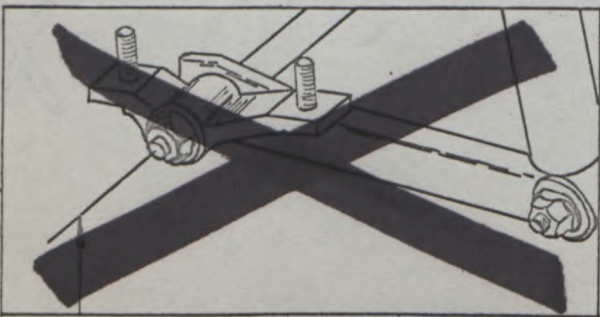
Optional equipment:

Final drive ratio 5,71:1 (7-40)
Final drive ratio 5,43:1 (7-38)

Not valid when car entered in group 1

~~150 liter fuel tank~~

With 4 1/2 inch rims - track: 1270 mm



~~Front: distance from ground to fixed pivot of lower swinging arm 235 mm~~
~~Signature and stamp of the National Sporting Authority:~~



~~Rear: distance from ground to fixed pivot of rear link 230 mm~~
~~Signature and stamp of the F.I.A.:~~



[Handwritten signature]



B/U

FEDERATION INTERNATIONALE DE L'AUTOMOBILE

Form of recognition (extension) in accordance with Appendix J to the International Sporting Code **FISA - Transfert en Gr.A**

Manufacturer SAAB AKTIEBOLAG Model SAAB SEDAN V4

Serial No. inaugurating this extension Chassis 420001

..... Engine 101

Manufacturing date of the first vehicle constructed with the modifications 1.2 19. 67

Commercial denomination of modified model SAAB SEDAN V4 (Group 2)

This extension of recognition is considered: variation - normal development of original vehicle type

Recognition is valid from 1.1.4. 19.6.7 List 16/1

Descriptions of modifications:

Optional equipment

Final drive ratio 6,0:1 (6-36)

Not valid when car entered in group 1

"valable en Groupe 2 uniquement"
"valid for Group 2 only"

Signature and stamp of the National Sporting Authority:



[Handwritten signature]

Signature and stamp of the F.I.A.:



FEDERATION INTERNATIONALE DE L'AUTOMOBILE **FISA - Transfert en Gr.A**

Form of recognition (extension) in accordance with Appendix J to the International Sporting Code

Manufacturer ... SAAB Model .. Sedan V4

Serial No. inaugurating this extension Chassis .420001.....

Engine ... 101

Manufacturing date of the first vehicle constructed with the modifications 1:4:..... 19 ..67..

Commercial denomination of modified model


This extension of recognition is considered: variation - normal development of original vehicle type

Recognition is valid from 1.1.7. 1967. List 16/4.....

Descriptions of modifications:

[Redacted text]

groupe 2



Front springs (see picture)
Protection plate (see picture) Length: 108 (112) cm. Width: 21/40 cm.

Final drive ratio 5,83:1 (6 - 35) Not valid when car entered in group 1.

Signature and stamp of the National Sporting Authority:

[Handwritten signature and purple circular stamp]

Signature and stamp of the F.I.A.:

[Faint circular stamp]

FISA - Transfert en Gr.A


FEDERATION INTERNATIONALE DE L'AUTOMOBILE

Form of recognition (extension) in accordance with Appendix J to the International Sporting Code

Manufacturer.....SAAB..... Model.....Sedan V4.....
 Chassis.....420001.....
 Serial No. inaugurating this extension..... Engine.....101.....
 Manufacturing date of the first vehicle constructed with the modifications19.....
 Commercial denomination of modified modelSAAB V4.....
 This extension of recognition is considered: variation - normal development of original vehicle type
 Recognition is valid from...1./4...1968 List.....68/2.....

Descriptions of modifications:

Rear wheel brake cylinders, bore 19.05 mm 718072




Signature and stamp of the National Sporting Authority:

SVENSKA BILSPORTFÖRBUNDET THE SWEDISH AUTOMOBILE-SPORT FEDERATION

Handwritten signature

Signature and stamp of the F.I.A.:



FEDERATION INTERNATIONALE DE L'AUTOMOBILE

FISA - Transfert en Gr.A

Form of recognition (extension) in accordance with Appendix J to the International Sporting Code

Manufacturer SAAB Model Sedan V4

Serial No. inaugurating this extension Chassis Engine

Manufacturing date of the first vehicle constructed with the modifications 19

Commercial denomination of modified model SAAB V4

This extension of recognition is considered: variation - normal development of original vehicle type

Recognition is valid from 1/7 1970 List 70/7

Descriptions of modifications:

NOT VALID FOR GROUP 1

"valable en Groupe 2 uniquement"
"valid for Group 2 only"

- Strengthened spring supports 801346
- Strengthened link arms 801348
- Strengthened swinging arms 801347
- ~~Strengthened rear axle (tube dimensions 48 x 5 mm) 801341~~
- ~~Grill for tropic bonnet 801393~~
- ~~Wing extensions 801394~~



Photo Essieu #2



Signature and stamp of the National Sporting Authority:

SVENSKA BILSPORTFÖRBUNDET
THE SWEDISH AUTOMOBILE-SPORT FEDERATION

[Handwritten signature]

Signature and stamp of the F.I.A.:

[Handwritten signature]