



F.I.A. Recognition No.

ROYAL AUTOMOBILE CLUB

PALL MALL, LONDON, S.W.1.

Federation Internationale de l'Automobile.


*Form of Recognition in accordance with
Appendix J to the
International Sporting Code.*

Manufacturer DAIMLER CO. LTD.
Model SP.250. Year of Manufacture 1959-60.
Serial No. of Chassis 100,000 and upwards.
Engine 89,000 and upwards.
Type of Coachwork Open sports.
Recognition is valid from In category

Photograph to be affixed here $\frac{3}{4}$ view of car from front right.



Stamp of F.I.A. to be
affixed here.




General description of car: 2/4 Seater high performance sports car, fitted with a V-8 2 $\frac{1}{2}$ litre engine, developing 140 B.H.P. The fibreglass body is mounted on a separate chassis, which incorporates disc brakes on all four wheels, independent front suspension, and a four speed close ratio gearbox, having synchromesh on the top three ratios.

Photographs to be affixed below.


$\frac{3}{4}$ view of car from rear left.




Interior view of car through driver's door.




Engine unit with accessories from right.




Engine unit with accessories from left.



Front axle complete (without wheels).



Rear axle complete (without wheels).



ENGINE

No. of cylinders..... 8 in line
 in V V
 opposed

Cycle..... OTTO Firing order..... 1L, 4R, 2R, 2L, 3R, 3L, 4 L, 1R.

Capacity..... 2548 c.c. Bore..... 76.2 m.m. Stroke..... 69.85 m.m.

Maximum rebore..... 1.016 mm. Resultant capacity..... 2616.7 c.c.

Material of cylinder block..... Cast Iron. Material of sleeves, if fitted..... Nil.

Distance from crankshaft centre line to top face of block at centre line of cylinders..... 212.1 m.m.

Material of cylinder head..... Aluminium Volume of one combustion chamber..... 44 c.c.

Compression ratio..... 8.2 : 1

Material of piston..... Aluminium No. of piston rings..... 3

Distance from gudgeon pin centre line to highest point of piston crown 37.9 m.m.

Bearings { Crankshaft main bearings: Type Vandervell VP3 Dia..... 50.8 m.m.
 Connecting rod big end: Type Vandervell VP3 Dia..... 44.45 m.m.

Weights { Flywheel..... 10 kg.
 Crankshaft..... 15.1 kg.
 Connecting rod..... .54 kg.
 Piston with rings..... .28 kg.
 Gudgeon pin..... .066 kg.

No. of valves per cylinder..... 2 Method of valve operation..... Push Rod

No. of camshafts..... 1 Location of camshafts..... High in Cyl. Block

Type of camshaft drive..... Chain

Diameter of valves: Inlet..... 38.1 m.m. Exhaust..... 36.5 m.m.

Diameter of port at valve seat: Inlet..... 35.1 m.m. Exhaust..... 33.5 m.m.

Tappet clearance for checking timing: Inlet..... .38 m.m. Exhaust..... .38 m.m.

Valves open: Inlet..... 13° B.T.D.C. Exhaust..... 55° B.B.D.C.

Valves close: Inlet..... 65° A.B.D.C. Exhaust..... 23° A.T.D.C.

Maximum valve lift: Inlet..... 7.52 m.m. Exhaust..... 7.52 m.m.

Degrees of crankshaft rotation from zero to—

Maximum lift: Inlet..... 124° Exhaust..... 124°

$\frac{3}{4}$ Maximum lift: Inlet..... 76° Exhaust..... 76°

Valve springs: Inlet Exhaust
 Type..... COIL COIL
 No. per valve..... 2 2

Carburettor: Type..... 30° from horizontal No. fitted..... 2
 (up or down draft, horizontal)

Make..... S.U. Model..... H.D.6


Flange diameter..... 44.45 m.m. Choke diameter..... Variable m.m.

Main jet identification No..... T.S. (Needle)


Air filter: Type Wire Mesh No. fitted 2

Inlet manifold:
 Diameter of flange at carburettor 44.45 m.m.
 Diameter of flange at port 28.58 m.m.

Photograph of combustion chamber to be affixed here.



Photograph of inlet manifold to be affixed here.




Exhaust manifold:
 Diameter of flange at port 34.93 m.m.
 Diameter of flange at connection to silencer inlet pipe 40.64 m.m.

Photograph of piston showing crown to be affixed here.



Photograph of exhaust manifold to be affixed here.



ENGINE ACCESSORIES

Make of fuel pump S.U. ELECTRIC No. fitted 1
 Method of operation ELECTRIC
 Type of ignition system COIL coil or magneto
 Make of ignition LUCAS Model 20.D.8
 Method of advance and retard Centrifugal & Vacuum
 Make of ignition coil LUCAS Model H.A.12
 No. of ignition coils 1 Voltage 12
 Make of dynamo LUCAS Model G.40-1
 Voltage of dynamo 12 Maximum output 22 amps.
 Make of starter motor LUCAS Model M.418.G.
 Battery: No. fitted ONE Voltage 12 Capacity 54 amp. hour (20hr. rate).

Make DAIMLER Model SP250 F.I.A. Recognition No.

TRANSMISSION

Make of clutch BORG & BECK Type Dry Plate
 Diameter of clutch plate 9" No. of plates One
 Method of operating clutch Manual - hydraulic
 Make of gearbox Daimler Type Synchromesh
 No. of gearbox ratios Four forward and one reverse.
 Method of operating gearshift Manual
 Location of gearshift Central.
 Is overdrive fitted? No - (optional extra).
 Method of controlling overdrive, if fitted: (Electric Switch).

	GEARBOX RATIOS		ALTERNATIVE RATIOS					
	Ratio	No. of Teeth	Ratio	No. of Teeth	Ratio	No. of Teeth	Ratio	No. of Teeth
1.	2.933	40/18						
2.	1.742	33/25						
3.	1.232	28/30						
4.	1.0	-						
Constant 5.		33/25						

Type of final drive Hypoid bevel
 Type of differential Conventional Bevel Gearing
 Final drive ratio 3.58 : 1 Alternatives -
 No. of teeth 12/43
 Overdrive ratio, if fitted 1.18

WHEELS

Type PRESSED STEEL Weight 7.4 kg.
 Method of attachment Four wheel nuts
 Rim diameter 381 m.m. Rim width 101.6 m.m.
 Tyre size: Front 5.90" x 15" Rear 5.90" x 15"

BRAKES

Method of operation Hydraulic
 Is servo assistance fitted? No
 Type of servo, if fitted -
 No. of hydraulic master cylinders ONE Bore 19.05 m.m.

	Front		Rear
No. of wheel cylinders	Four		Four
Bore of wheel cylinders	53.98	m.m.	42.83
Inside diameter of brake drums	-	m.m.	-
No. of shoes per brake	-		-
Outside diameter of brake discs	269.9	m.m.	254
No. of pads per brake	TWO		TWO
Dimensions of brake linings per shoe or pad (if all shoes or pads in each brake are not of same dimensions, specify each)			

	Front		Rear
Length	45 - 75	m.m.	44 - 70
		m.m.	
Width	54	m.m.	48
Total area per brake	6480	m.m. ²	5500
		m.m. ²	

SUSPENSION

	Front		Rear
Type	INDEPENDENT		LIVE
Type of spring	COIL		SEMI-ELLIPTIC
Is stabiliser fitted?	NO		NO
Type of shock absorber	TELESCOPIC		PISTON
No. of shock absorbers	TWO		TWO

STEERING

Type of steering gear	CAM GEARS
Turning circle of car	10.2 m., approx.
No. of turns of steering wheel from lock to lock	2.2/3

CAPACITIES AND DIMENSIONS

Fuel tank	54.5	litres	Sump	6.8	litres
Radiator	12.5	litres			
Overall length of car	407.7	cm.	Overall width of car	153.7	cm.
Overall height of car, unladen (with hood up, if appropriate)	127.6	cm.			
Distance from floor to top of windscreen:					
Highest point	93.2	cm.	Lowest point	87.5	cm.
Width of windscreen:					
Maximum width	133.4	cm.	Minimum width	122.5	cm.
Interior width	123.2	cm.			
No. of seats	2/4				
Track: Front	127	cm.	Rear	122	cm.
Wheelbase	233.7	cm.	Ground clearance	152	m.m.

(To be measured at the immediate rear of the steering wheel, and the width quoted to be maintained in a vertical plane of not less than 25 cms.)

Overall weight with water, oil and spare wheel, but without fuel.....968.....kgs.

Additional information for cars fitted with two-cycle engines

System of cylinder scavenging.....

Type of lubrication.....

Size of inlet port:

Length measured around cylinder wall.....m.m.

Height.....m.m. Area.....m.m.²

Size of exhaust port:

Length measured around cylinder wall.....m.m.

Height.....m.m. Area.....m.m.²

Size of transfer port:

Length measured around cylinder wall.....m.m.

Height.....m.m. Area.....m.m.²

Size of piston port:

Length measured around piston.....m.m.

Height.....m.m. Area.....m.m.²

Method of pre-compression.....

Bore and stroke of pre-compression cylinder, if fitted.....m.m.

Distance from top of cylinder block to lowest point of inlet port.....m.m.

Distance from top of cylinder block to highest point of exhaust port.....m.m.

Distance from top of cylinder block to highest point of transfer port.....m.m.

Drawing of cylinder ports.

Supercharger, if fitted

Make..... Model or Type No.....

Type of drive..... Ratio of drive.....

Fuel injection, if fitted

Make of pump..... Model or Type No.....

Make of injectors..... Model or Type No.....

Location of injectors.....

Optional equipment affecting preceding information:—

1. Overdrive Unit.
2. Automatic Gearbox (Borg-Warner).
3. Wire spoke road wheels and knock-on hub caps.
4. Detachable hard top.
5. Front bumpers (and rear bumpers).
6. Anti sway bar (front).
7. Stronger clutch thrust springs.

The Daimler Co Ltd

GJL/HW.
DHD/PD/RV/961.

22nd June, 1960.

D.H. Delamont, Esq.,
Manager - Competitions Department,
The Royal Automobile Club,
Pall Mall,
London, S.W.1.

Dear Mr. Delamont,

Daimler SP250 Application for
Homologation.


With reference to your letter dated the 30th May 1960.

The overdrive Gear Ratio of the Daimler SP250 when fitted with the Laycock overdrive unit is .8205 : 1.

I enclose herewith a Certificate of Production of cars produced with wire spoke wheels as optional equipment.

X I trust that now all is in order to enable our application for F.I.A. Recognition to be granted.

Yours sincerely,



G.J. Long,
General Sales Manager.

etc. per July.
7 per

PHONE: 27626 (FIFTEEN LINES)



TELEGRAMS: DAIMLER PHONE COVENTRY

BY APPOINTMENT
TO HER MAJESTY THE QUEEN, MOTOR CAR MANUFACTURERS

The Daimler Co. Ltd.

COVENTRY



G. P. O. BOX N^o 29

OUR REF.
YOUR REF.

22nd June, 1960.

CERTIFICATE OF PRODUCTION.

DAIMLER SP250 SPORTS CAR.

Name of Manufacturer : THE DAIMLER COMPANY LTD.
 Name of Model : DAIMLER SP250 SPORTS CAR.
 Manufacturer's Reference : SP250
 No. of Application :

WIRE SPOKE WHEELS
(optional equipment).

I certify that in excess of 600 cars identical with the specification stated in application dated 12th May 1960, were completed on 11th May 1960 and that at least 33 $\frac{1}{3}$ % of this number of cars were produced with wire spoke wheels as optional equipment.

Signature on behalf of

THE DAIMLER COMPANY LIMITED.

.....

Secretary.

The Royal Automobile Club

Pall Mall, London, S.W.1



Please address all Communications to

THE SECRETARY

Quoting the following Reference :

C DHD/PD/RV/961

Telegrams: RA CLUBIAN, LONDON TELEX

Telephone: WHITEHALL 2345 (26 lines)

30th May, 1960.

G. J. Long, Esq.,
General Sales Manager,
The Daimler Co. Ltd.,
COVENTRY,
Warwicks.

Dear Mr. Long,

Daimler SP 250

I have received a query from the F.I.A. in connection with the application for homologation of this car.

This homologation is held up pending our supplying the F.I.A. with information as to the overdrive gear ratio, and certifying that at least cars have produced with wire spoke wheels. Unless it is possible to certify this it will be necessary to delete wire wheels as optional equipment.

Yours sincerely,

P. H. Delamont

P. H. DELAMONT
Manager Competitions Department

11
31

* for S/F each Monday
23 May.
30 May.
7 June

The Daimler Co. Ltd



GJL/HW.
DMID/PD/RV/877.

12th May, 1960.

D.H. Delamont, Esq.,
Manager - Competitions Department,
The Royal Automobile Club,
Pall Mall,
London, S.W.1.

Dear Mr. Delamont,

With reference to your letter of the 2nd May, I am pleased to note that our application for F.I.A. Recognition of the Daimler SP250 Sports Car has been forwarded.

As requested, I am enclosing herewith a certificate of production completed in the terms set out in your above mentioned letter.

*

I assume that we shall be advised in due course of recognition being authorised, but perhaps you would be so good as to definitely advise me upon this point, and if you can, indicate the approximate date the recognition is likely to be granted.

Yours sincerely,

G.J. Long,
General Sales Manager.

TELEPHONE: 62626 (FIFTEEN LINES)



TELEGRAMS: DAIMLER PHONE COVENTRY

BY APPOINTMENT
TO HER MAJESTY THE QUEEN, MOTOR CAR MANUFACTURERS

The Daimler Co. Ltd.

COVENTRY



G. P. O. BOX N^o 29

OUR REF.

YOUR REF.

COPY.

12th May, 1960.

CERTIFICATE OF PRODUCTION

DAIMLER SP250 SPORTS CAR.

Name of Manufacturer : THE DAIMLER COMPANY LTD.
 Name of Model : DAIMLER SP250 SPORTS CAR.
 Manufacturer's Reference : SP250
 No. of Application :

I certify that in excess of 600 cars identical with the specification stated in this particular application were completed on 11th May 1960. Production commenced on 1st October 1959. Cars conforming to this identification may be identified by :-

Chassis Nos. 100,010 - 104,009.
 Engine Nos. 89,010 - 89,999 and 96,000 - 99,009.

Signature on behalf of

THE DAIMLER COMPANY LIMITED.

Secretary.

The Royal Automobile Club

Pall Mall, London, S.W.1



Please address all Communications to

THE SECRETARY

Quoting the following Reference :

C DHD/PD/RV/877

Telegrams: RACLUBIAN, LONDON TELEX

Telephone: WHITEHALL 2345 (26 lines)

2nd May, 1960.

G. J. Long, Esq.,
General Sales Manager,
The Daimler Co. Ltd.,
COVENTRY,
Warwicks.

Dear Sir,

Following your letter of 25th April, application has been made to the F.I.A. for recognition of the Daimler S.P. 250.

Before recognition can be confirmed I shall require a certificate from either the Managing Director or Secretary of your Company in the following terms:-

" Name of Manufacturer.

Name of Model.

Manufacturers Reference

No. of application.

I certify that in excess of . . . ⁶⁰⁰ . . . cars identical with the specification stated in this particular application were completed on. (date) . Production commenced on. (date) . Cars conforming to this identification may be identified by

Chassis Nos.

Engine Nos.

Signature on behalf of

.
.
.

Yours sincerely,

J. H. Delamont
J. H. DELAMONT
Manager Competitions Department.