



FEDERATION INTERNATIONALE DU SPORT AUTOMOBILE

Homologation N°

A - 5078

Groupe **A/B**
Group

FICHE D'HOMOLOGATION CONFORME A L'ANNEXE J DU CODE SPORTIF INTERNATIONAL
HOMOLOGATION FORM IN ACCORDANCE WITH APPENDIX J OF THE INTERNATIONAL SPORTING CODE

Homologation valable à partir du **01 OCT. 1982** en groupe **A**
Homologation valid as from _____ in group _____

Photo A



Photo B



1. DEFINITIONS / DEFINITIONS

101. Constructeur **B L CARS**
Manufacturer _____

102. Dénomination(s) commerciale(s) — Modèle et type **ROVER 3500**
Commercial name(s) — Type and model _____

103. Cylindrée totale **3532**
Cylinder capacity _____ cm³

104. Mode de construction
Type of car construction
 séparée, matériau du châssis
separate, material of chassis _____
 monocoque
unitary construction material of body **STEEL**

105. Nombre de volumes **TWO**
Number of volumes _____

106. Nombre de places **FOUR**
Number of places _____




Marque Make B L CARS Modèle Model ROVER 3500 N° Homol. A-5078

2. DIMENSIONS, POIDS / DIMENSIONS, WEIGHT

202. Longueur hors-tout Overall length 4699 mm ± 1%
203. Largeur hors-tout Overall width 1791 mm ± 1% Endroit de la mesure Where measured CENTRE LINE OF REAR AXLE
204. Largeur de la carrosserie: Width of bodywork:
a) A la hauteur de l'axe AV At front axle 1769 mm ± 1%
b) A la hauteur de l'axe AR At rear axle 1791 mm ± 1%
206. Empattement: a) Droit Wheelbase: Right 2815 mm ± 1%
b) Gauche: Left: 2815 mm ± 1%
209. Porte-à-faux: a) AV: Overhang: Front: 901.7 mm ± 1%
b) AR: Rear: 982.3 mm ± 1%
210. Distance «G» (volant — paroi de séparation AR) Distance «G» (steering wheel — rear bulkhead) 1765 mm ± 1%


3. MOTEUR / ENGINE: (En cas de moteur rotatif, voir Article 335 sur fiche complémentaire). (In case of rotative engine, see Article 335 on complementary form).

301. Emplacement et position du moteur: Location and position of the engine: FRONT LONGITUDINAL - VERTICAL - 0°
303. Cycle FOUR STROKE
304. Suralimentation oui/non; type NO
Supercharging yes/no; type NO
(En cas de suralimentation, voir également l'Article 334 sur fiche complémentaire)
(In case of supercharging, see also Article 334 on complementary form)
305. Nombre et disposition des cylindres V8
Number and layout of the cylinders
306. Mode de refroidissement LIQUID
Cooling system
307. Cylindrée: a) Unitaire 441.5 cm³ b) Totale 3532 cm³
Cylinder capacity: a) Unitary b) Total
c) Totale maximum autorisée*: 3579 cm³ *(Cette indication n'est pas à considérer en Gr. N)
c) Maximum total allowed*: *(This indication is not to be considered in Gr. N)



Marque Make B L CARS Modéle Model ROVER 3500 N° Homol. A-5078

312. Matériau du bloc-cylindres ALUMINIUM ALLOY
Cylinder block material
313. Chemises: a) oui/
Sleeves: yes/ c) Type: DRY
Type:
314. Alésage 88.9 mm
Bore
315. Alésage maximum autorisé 89.5 mm (Cette indication n'est pas à considérer en Gr N)
Maximum bore allowed (This indication is not to be considered in Gr N)
316. Course 71.12 mm
Stroke
318. Bielle: a) Matériau STEEL b) Type de la tête de bielle SMOOTH - DIVIDED
Connecting rod: Material Big end type
- c) Diamètre intérieur de la tête de bielle (sans coussinets): 53.96 mm ± 0.1%
Interior diameter of the big end (without bearings):
- d) Longueur entre axes: 143.8 mm (± 0,1 mm) e) Poids minimum: 480 g
Length between the axes: Minimum weight:
319. vilebrequin: a) Type de construction ONE PIECE
Crankshaft: Type of manufacture
- b) Matériau CAST IRON
Material
- c) coulé estampé
 moulded stamped d) Nombre de paliers FIVE
Number of bearings
- e) Type de paliers SMOOTH SHELL
Type of bearings
- f) Diamètre des paliers 50.8 mm ± 0.2%
Diameter of bearings
- g) Matériau des chapeaux des paliers CAST IRON
Bearing caps material
- h) Poids minimum du vilebrequin nu 16540 g
Minimum weight of the bare crankshaft
320. Volant moteur: a) Matériau STEEL
Flywheel: Material
- b) Poids minimum avec couronne de démarreur 8784 g
Minimum weight of the flywheel with starter ring
321. Culasse: a) Nombre de culasses TWO b) Matériau ALUMINIUM ALLOY
Cylinderhead: Number of cylinderheads Material
323. Alimentation par carburateur(s): a) Nombre de carburateurs TWO
Fuel feed by carburettor(s): Number of carburators
- b) Type SIDE DRAUGHT c) Marque et modèle SU H.I.F.8
Type Make and model



Marque B L CARS Modèle ROVER 3500 N° Homol. A-5078
 Make _____ Model _____

- d) Nombre de passages de gaz par carburateur
 Number of mixture passages per carburettor ONE
- e) Diamètre maximum de la tubulure de gaz à la sortie du carburateur
 Maximum diameter of the flange hole of the carburettor exit port 50.8 mm
- f) Diamètre du diffuseur au point d'étranglement maximum
 Diameter of the venturi at the narrowest point 50 mm

324. Alimentation par injection:

Fuel feed by injection:

a) Marque: _____
 Manufacturer: _____

b) Modèle du système d'injection:
 Model of injection system: _____

c) Mode de dosage du carburant: mécanique électronique hydraulique
 Kind of fuel measurement: mechanical electronical hydraulical

c1) Plongeur oui/non c2) Mesure du volume d'air oui/non
 Piston pump yes/no Measurement of air volume yes/no

c3) Mesuré de la masse d'air oui/non c4) Mesuré de la vitesse de l'air oui/non
 Measurement of air mass yes/no Measurement of air speed yes/no

c5) Mesure de la pression d'air oui/non
 Measurement of air pressure yes/no
 Quelle est la pression de réglage? _____ bars
 Which pressure is taken for measurement? _____ bars

d) Dimensions effectives du point de mesure au(x) papillon(s) ou au(x) tiroir(s) d'étranglement
 Effective dimensions of measure position in the throttle area _____ mm

e) Nombre des sorties effectives de carburant
 Number of effective fuel outlets _____

f) Position des soupapes d'injection: Canal d'admission Culasse
 Position of injection valves: Inlet manifold Cylinderhead

g) Parties du système d'injection servant au dosage du carburant
 Statement of fuel measuring parts of injection system _____

325. Arbre à cames:

a) Nombre Camshaft: Number ONE b) Emplacement Location CYLINDER BLOCK CENTRE OF V

c) Système d'entraînement Driving system CHAIN d) Nombre de paliers par arbre Number of bearings for each shaft FIVE

f) Système de commande des soupapes Type of valve operation PUSH ROD AND ROCKER

326. Distribution:

e) Levée maximum des soupapes Admission 10.4 Echappement 10.4
 Timing: Maximum valve lift Inlet 10.4 mm Exhaust 10.4 mm
 avec jeu de avec clearance 1.175 mm 1.175 mm
 with clearance

327. Admission:

a) Matériau du collecteur Inlet: Material of the manifold ALLOY ALUMINIUM

b) Nombre d'éléments du collecteur Number of manifold elements ONE c) Nombre de soupapes par cylindre Number of valves per cylinder ONE

d) Diamètre maximum des soupapes Maximum diameter of the valves 41.3 mm e) Diamètre de la tige de soupape Diameter of the valve stem 8.03 mm

f) Longueur de la soupape Length of the valve 110.6 ± .4 mm g) Type des ressorts de soupape Type of valve springs COIL



Marque B L CARS Modèle ROVER 3500 N° Homol. A-5078
Make _____ Model _____

328. Echappement: a) Matériau du collecteur CAST IRON
Exhaust: Material of the manifold _____
b) Nombre d'éléments du collecteur TWO d) Nombre de soupapes par cylindre ONE
Number of manifold elements _____ Number of valves per cylinder _____
e) Diamètre maximum des soupapes 35.6 mm f) Diamètre de la tige de soupape 8.00 mm
Maximum diameter of the valves _____ mm Diameter of the valve stem _____ mm
g) Longueur de la soupape 110.6 + .4 mm h) Type des ressorts de soupape COIL
Length of the valve _____ mm Type of valve springs _____

330. Système d'allumage: a) Type ELECTRONIC
Ignition system: Type _____
b) Nombre de bougies par cylindre ONE c) Nombre de distributeurs ONE
Number of plugs per cylinder _____ Number of distributors _____

333. Système de lubrification: a) Type WET SUMP b) Nombre de pompes à huile ONE
Lubrication system: Type _____ Number of oil pumps _____

4. CIRCUIT DE CARBURANT / FUEL CIRCUIT

401. Réservoir: a) Nombre ONE b) Emplacement REAR UNDERSIDE
Fuel tank: Number _____ Location _____
c) Matériau STEEL d) Capacité maximum 63.7 L
Material _____ Maximum capacity _____


5. EQUIPEMENT ELECTRIQUE / ELECTRICAL EQUIPEMENT

501. Batterie(s): a) Nombre ONE
Battery(ies): Number _____

6. TRANSMISSION / DRIVE

601. Roues motrices: avant arrière
Driving wheels: front rear

602. Embrayage: b) Système de commande HYDRAULIC
Clutch: Drive system _____
c) Nombre de disques ONE
Number of plates _____



Marque B L CARS Modèle ROVER 3500 N° Homol. A-5078
 Make _____ Model _____

603. Boîte de vitesses: a) Emplacement BEHIND ENGINE
 Gear-box: Location _____

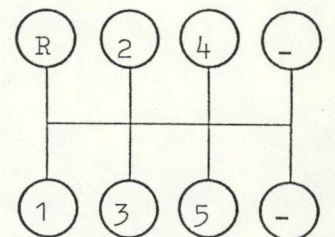
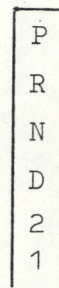
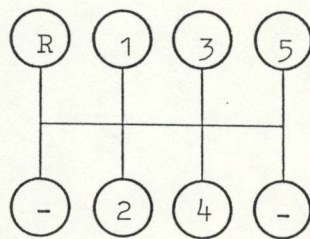
b) Marque «manuelle» BL CARS c) Marque «automatique» BORG WARNER
 «Manual» make _____ «Automatic» make _____

d) Emplacement de la commande FLOOR
 Location of the gear lever _____

e) Rapports Ratios

	Manuelle / Manual			Automatique / Automatic			B.V. suppl. / Additional G.B.		
	rappports ratio	nombre de dents/ number of teeth	synchro.	rappports ratio	nombre de dents/ number of teeth	synchro.	rappports ratio	nombre de dents/ number of teeth	synchro.
1	3.32	31 X 14	X	4.97 - 2.39			2.33	36 X 16	X
2	2.08	32 X 23	X	3.02 - 1.45			1.68	34 X 21	X
3	1.39	27 X 29	X	2.08 - 1.00			1.35	30 X 23	X
4	1.00	-	X	-			1.14	28 X 25	X
5	0.83	20 X 36	X	-			1.00	-	X
AR/R	3.42	32 X 14		4.35 - 2.09			2.66	$\frac{16}{16} \times \frac{41}{16}$	
Constante Constant.	1.5	22 X 33					1.03	27 X 26	


f) Grille de vitesse
Gear change gate



604. Surmultiplication: a) Type NONE
 Overdrive: Type _____

b) Rapport - c) Nombre de dents -
 Ratio _____ Number of teeth _____

d) Utilisable avec les vitesses suivantes -
 Usuable with the following gears _____



Marque
Make B L CARS

Modèle
Model ROVER 3500

N° Homol. A-5078

605. Couple final:

Final drive:

- a) Type du couple final
Type of final drive
b) Rapport
Ratio
c) Nombre de dents
Teeth number
d) Type de limitation de
différentiel (si prévu)
Type of differential
limitation (if provided)

AV / Front	AR / Rear
-	HYPPOID
-	3.08
-	37 X 12
-	-

- e) Rapport de la boîte de transfert
Ratio of the transfer box

606. Type de l'arbre de transmission
Type of the transmission shaft

PROPELLER SHAFT WITH CONSTANT VELOCITY JOINTS

7. SUSPENSION / SUSPENSION

701. Type de suspension: a) AV / Front INDEPENDENT McPHERSON STRUT
Type of suspension: b) AR / rear RIGID AXLE/WATTS LINKAGE

702. Ressorts hélicoïdaux: AV: oui/
Helicoïdal springs: Front: yes/ AR: oui/
Rear: yes/

703. Ressorts à lames: AV: /non /non
Leaf springs: Front: /no /no AR: /non /no
Rear: /no /no

704. Barre de torsion: AV: /non /non
Torsion bar: Front: /no /no AR: /non /no
Rear: /no /no

705. Autre type de suspension: Voir photo/dessin en page 15
Other type of suspension: See photo or drawing on page 15



Marque B L CARS
 Make _____

Modèle ROVER 3500
 Model _____

N° Homol. A - 5078

707. Amortisseurs:

Shock Absorbers:

- a) Nombre par roue
 Number per wheel
 b) Type
 Type
 c) Principe de fonctionnement
 Working principle

Avant / Front	Arrière / Rear
ONE	ONE
TELESCOPIC INDEPEDENT STRUT	TELESCOPIC
HYDRAULIC	HYDRAULIC

8. TRAIN ROULANT / RUNNING GEAR:

801. Roues: a) Diamètre AV 14 " / 335.6 mm AR 14 " / 335.6 mm
 Wheels: Diameter Front _____ mm Rear _____ mm

803. Freins: a) Système de freinage HYDRAULIC
 Brakes: Braking system _____
 b) Nombre de maître-cylindres DUAL b1) Alésage 2 X 22.2 mm
 Number of master cylinders _____ Bore _____ mm
 c) Servo-frein oui/yes c1) Marque et type AUTOMOTIVE PRODUCTS-VACUUM
 Power assisted brakes yes/yes Make and type _____
 d) Régulateur de freinage oui/yes d1) Emplacement ENGINE COMPARTMENT
 Braking adjuster yes/yes Location _____

e) Nombre de cylindres par roue:
 Number of cylinders per wheel:

e1) Alésage
 Bore

f) Freins à tambours:
 Drum brakes:

f1) Diamètre intérieur
 Interior diameter

f2) Nombre de mâchoires par roue.
 Number of shoes per wheel

f3) Surface de freinage
 Braking surface

f4) Largeur des garnitures
 Width of the shoes

g) Freins à disques:
 Disc brakes:

g1) Nombres de sabots par roue
 Number of pads per wheel

g2) Nombre d'étriers par roue
 Number of calipers per wheel

Avant / Front	Arrière / Rear
2	1
57.2 mm	20.3 mm
- mm (± 1,5 mm)	229 mm (± 1,5 mm)
-	2
- cm ²	410 cm ²
- mm	57 mm
2	-
ONE	-



Marque B L CARS
 Make _____

Modèle ROVER 3500
 Model _____

N° Homol. A-5078

- g3) Matériau des étriers
Caliper material
- g4) Epaisseur maximale du disque
Maximum disc thickness
- g5) Diamètre extérieur du disque
Exterior diameter of the disc
- g6) Diamètre extérieur de frottement des sabots
Exterior diameter of the shoe's rubbing surface
- g7) Diamètre intérieur de frottement des sabots
Interior diameter of the shoe's rubbing surface
- g8) Longueur hors-tout des sabots
Overall length of the shoes
- g9) Disques ventilés
Ventilated disc
- g10) Surface de freinage par roue
Braking surface per wheel

	AV / Front	AR / Rear
g3) Matériau des étriers	CAST IRON	-
g4) Epaisseur maximale du disque	15.8 mm	- mm
g5) Diamètre extérieur du disque	260 mm (± 1 mm)	- mm (± 1 mm)
g6) Diamètre extérieur de frottement des sabots	260 mm	- mm
g7) Diamètre intérieur de frottement des sabots	150 mm	- mm
g8) Longueur hors-tout des sabots	100.3 mm	- mm
g9) Disques ventilés	<input checked="" type="checkbox"/> /non	<input checked="" type="checkbox"/> /non
	<input checked="" type="checkbox"/> /no	<input checked="" type="checkbox"/> /no
g10) Surface de freinage par roue	708.52 cm ²	- cm ²

- h) Frein de stationnement:
Parking brake:
- h2) Emplacement de la commande
Location of the lever FLOOR CENTRE

- h1) Système de commande
Command system MECHANICAL
- h3) Effet sur roues
On which wheels AR REAR

804. Direction: a) Type RACK AND PINION
 Steering: Type _____
- b) Rapport 19.1:1
 Ratio _____

- c) Servo-assistance oui/
 Power assisted yes/

9. CARROSSERIE / BODYWORK

901. Intérieur: a) Ventilation oui/
 Interior: Ventilation yes/
- f) Toit ouvrant optionnel oui/
 Sun roof optional yes/
- f2) Système de commande
 Command system _____
- g) Système d'ouverture des vitres latérales:
 Opening system for the side windows:

- b) Chauffage oui/
 Heating yes/
- f1) Type SLIDING
 Type _____
- f2) Système de commande MANUAL
 Command system _____
- g) Système d'ouverture des vitres latérales:
 AV/Front: ELECTRIC
 AR/Rear: ELECTRIC

902. Extérieur: a) Nombre de portes FOUR
 Exterior: Number of doors _____
- c) Matériau des portières:
 Door material:

- b) Hayon AR oui/
 Rear tailgate yes/
- AV/Front: STEEL
 AR/Rear: STEEL



Marque B L CARS Modèle ROVER 3500 N° Homol. A - 5078
 Make _____ Model _____

- | | | |
|---|-------------------------------------|---|
| d) Matériau du capot AV
Front bonnet material | STEEL | |
| e) Matériau du capot/hayon AR
Rear bonnet / tailgate material | STEEL | |
| f) Matériau de la carrosserie
Bodywork material | STEEL | |
| g) Matériau du pare-brise
Windscreen material | | |
| h) Matériau de la lunette AR
Rear window material | SAFETY GLASS | |
| i) Matériau des glaces de custode
Rear quarter lights material | SAFETY GLASS | |
| k) Matériau des vitres latérales
Side window material | | AV / Front <u>GLASS</u>
AR / Rear <u>GLASS</u> |
| l) Matériau du pare-choc avant
Material of the front bumper | ALLOY & STEEL WITH PLASTIC COVERING | |
| m) Matériau du pare-choc arrière
Material of the rear bumper | ALLOY & STEEL WITH PLASTIC COVERING | |

INFORMATIONS COMPLEMENTAIRES

COMPLEMENTARY INFORMATION

ARTICLE 605

ALTERNATIVE FINAL DRIVE RATIOS

3.7:1 TEETH NUMBER 37 X 10

4.1:1 TEETH NUMBER 41 X 10

ARTICLE 327c AND 328d

ANGLE OF VALVES 10°


ARTICLE 803c 1

V.F.-GIRLING - VACUUM

OPTIONAL GEARBOX - 5 SPEED

MAKE - GETRAG

RATIOS AS PAGE 6



Marque B L CARS
Make


Modèle ROVER 3500
Model

N° Homol. A-5078


PHOTOS / PHOTOS

Moteur / Engine


C) Profil droit du moteur déposé
Right hand view of dismantled engine




D) Profil gauche du moteur déposé
Left hand view of dismantled engine



E) Moteur dans son compartiment
Engine in its compartment



F) Culasse nue
Bare cylinderhead




Marque B L CARS
Make B L CARS


Modèle ROVER 3500
Model ROVER 3500

N° Homol. A-5078


G) Chambre de combustion
Combustion chamber




H) Carburateur(s) ou système d'injection
Carburetor(s) or injection system



I) Collecteur d'admission
Inlet manifold




J) Collecteur d'échappement
Exhaust manifold



Transmission / Transmission

S) Carter de boîte de vitesse et cloche d'embrayage
Gearbox casing and clutch bellhousing




Marque B L CARS
Make

Modèle ROVER 3500
Model


N° Homol. A-5078

Suspension / Suspension

T) Train avant complet déposé
Complete dismantled front running gear



U) Train arrière complet déposé
Complete dismantled rear running gear




Train roulant / Running gear

V) Freins avant
Front brakes




W) Freins arrière
Rear brakes



Carrosserie / Bodywork

X) Tableau de bord
Dashboard



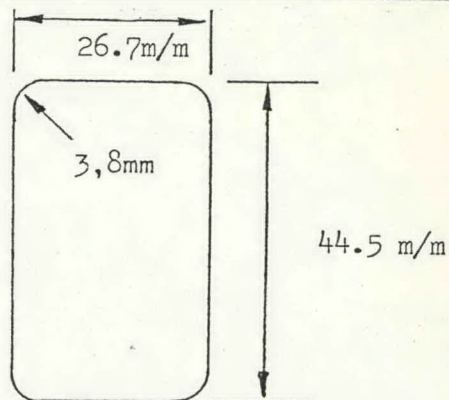
Y) Toit ouvrant
Sunroof



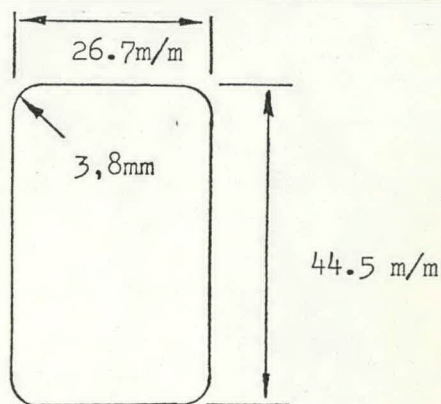
DESSINS / DRAWINGS

Moteur / Engine

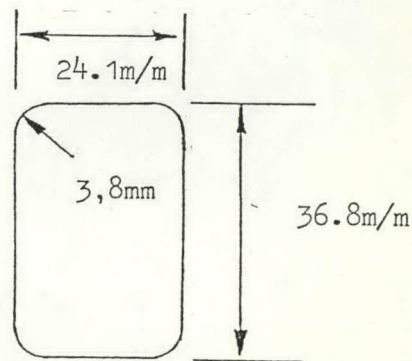
- I Orifices d'admission de la culasse, face collecteur (tolérances sur dimensions: -2%, +4%)
Cylinderhead inlet ports, manifold side (tolerances on dimensions: -2%, +4%)




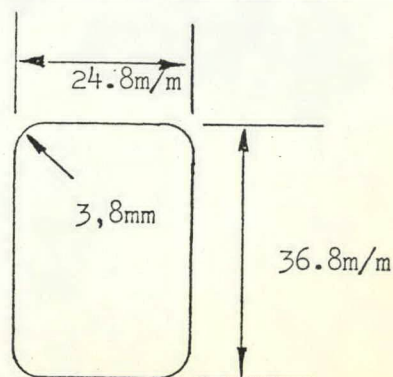
- II Orifices du collecteur d'admission, côté culasse (tolérances sur dimensions: -2%, +4%)
Inlet manifold ports, cylinderhead side (tolerances on dimensions: -2%, +4%)



- III Orifices d'échappement de la culasse, face collecteur (tolérances sur dimensions: -2%, +4%)
Cylinderhead exhaust ports, manifold side (tolerances on dimensions: -2%, +4%)



- IV Orifices du collecteur d'échappement, côté culasse (tolérances sur dimensions: -2%, +4%)
Exhaust manifold ports, cylinderhead side (tolerances on dimensions: -2%, +4%)





FEDERATION INTERNATIONALE DU SPORT AUTOMOBILE

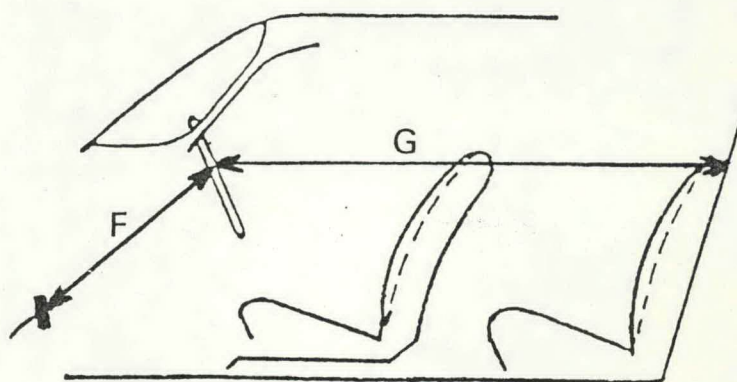
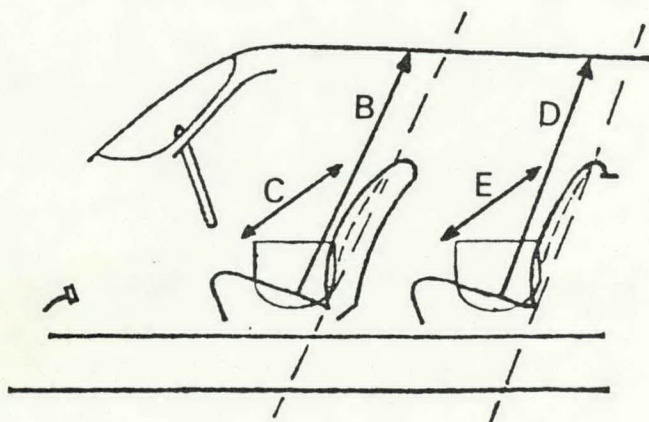
Homologation N°

A-5078

Groupe **A/B**
Group

Marque B.L. CARS Modèle ROVER 3500
Make _____ Model _____

Dimensions intérieures comme définies par le Règlement d'Homologation
Interior dimensions as defined by the Homologation Regulations.



B (Hauteur sur sièges avant) (Height above front seats)	1018	mm
C (Largeur aux sièges avant) (Width at front seats)	1511	mm
D (Hauteur sur sièges arrière) (Height above rear seats)	939	mm
E (Largeur aux sièges arrière) (Width at rear seats)	1515	mm
F (Volant – Pédale de frein) (Steering wheel – brake pedal)	762	mm
G (Volant – paroi de séparation arrière) (Steering wheel – rear bulkhead)	1765	mm
H = F+G = <u>2527</u>		mm





FEDERATION INTERNATIONALE DU SPORT AUTOMOBILE

Homologation N°

A - 5078

Extension N°

01 / 01 VO

FICHE D'EXTENSION A L'HOMOLOGATION OFFICIELLE FISA
FORM OF EXTENSION TO THE OFFICIAL FISA HOMOLOGATION

ET Evolution normale du type: dès le numéro de châssis
Normal evolution of the type: as from chassis number _____

VF Variante de fourniture / Supply variant


VO Variante option / Option variant

ER Errata / Erratum

Homologation valable dès le **01 OCT. 1982** en groupe _____
Homologation valid as from _____ in group **A**

Constructeur **B L CARS** Modèle et type **ROVER 3500**
Manufacturer _____ Model and type _____

Page ou ext. Page or ext.	Art. Art.	Description Description
1.	803	FRONT BRAKE - PHOTO A
	g4.	MAXIMUM DISC THICKNESS - 23.8mm
	g9.	VENTILATED DISC - YES
2.	803	FRONT BRAKE - PHOTO B
	g3.	CALIPER MATERIAL - ALUMINIUM ALLOY
	g4.	MAXIMUM DISC THICKNESS - 28mm
	g5.	EXTERIOR DIA OF DISC - 280mm
	g6.	EXTERIOR DIA OF RUBBING SURFACE - 280mm
	g7.	INTERIOR DIA OF RUBBING SURFACE - 226mm
	g8.	OVERALL LENGTH OF SHOE - 127mm
	g9.	VENTILATED DISC - YES
	g10.	BRAKING SURFACE PER WHEEL - 429 cm ²
3.	803	REAR BRAKE - PHOTO C
	g3.	CALIPER MATERIAL - ALUMINIUM ALLOY
	g4.	MAXIMUM DISC THICKNESS - 28mm
	g5.	EXTERIOR DIA OF DISC - 291mm
	g6.	EXTERIOR DIA OF RUBBING SURFACE - 291mm
	g7.	INTERIOR DIA OF RUBBING SURFACE - 240mm
	g8.	OVERALL LENGTH OF SHOE - 127mm
	g10.	BRAKING SURFACE PER WHEEL - 426 cm ²



Marque
Make B.L. CARS

Modèle
Model ROVER 3500

N° Homol. A-5078

N° Ext. 01/01V0

Page ou ext. Page or ext.	Art. Art.	Description Description
4.	803	FRONT BRAKE - PHOTO D & E
	e	NUMBER OF CYLINDERS PER WHEEL - FOUR
	e1.	BORE - 44.45mm
	g3.	CALIPER MATERIAL - ALUMINIUM ALLOY
	g4.	MAXIMUM DISC THICKNESS - 35.56mm
	g5.	EXTERIOR DIAMETER OF DISC - 331mm
	g6.	EXTERIOR DIAMETER RUBBING SURFACE - 331mm
	g7.	INTERIOR DIAMETER RUBBING SURFACE - 204mm
	g8.	OVERALL LENGTH OF SHOES - 127mm
	g9.	VENTILATED DISC - YES
	g10.	BRAKING SURFACE PER WHEEL - 1067 cm ²
5.	803	REAR BRAKES - PHOTO K & L
	e	NUMBER OF CYLINDERS PER WHEEL - FOUR
	e1.	BORE - 44.45mm
	g3.	CALIPER MATERIAL - ALUMINIUM ALLOY
	g4.	MAXIMUM DISC THICKNESS - 35.56mm
	g5.	EXTERIOR DIAMETER OF DISC - 331mm
	g6.	EXTERIOR DIAMETER RUBBING SURFACE - 331mm
	g7.	INTERIOR DIAMETER RUBBING SURFACE - 204mm
	g8.	OVERALL LENGTH OF SHOES - 127mm
	g9.	VENTILATED DISC - YES
	g10.	BRAKING SURFACE PER WHEEL - 1067 cm ²
6.	707b	TYPE - SPRING DAMPER UNITS - REAR PHOTO F
	702	SPRING - HELICOIDAL
		DAMPING - TELESCOPIC
7.	701b	UPRATED TIE BAR - TWO - PHOTO G
8.	701b	UPRATED WATTS ROD - PHOTO H
9.	701a	UPRATED McPHERSON STRUT - PHOTO I
10.	7	UPRATED TRACK CONTROL ARM - PHOTO J
11.	606	STRENGTHENED PROPELLER SHAFT - PHOTO M
		CONSTANT VELOCITY JOINTS
12.	605	REINFORCED REAR AXLE ASSEMBLY - PHOTO N




Marque B.L. CARS
Make _____

Modèle ROVER 3500
Model _____


N° Homol. A - 5078

PHOTOS / PHOTOS


N° Ext. 01 / 01 Vn




A




B



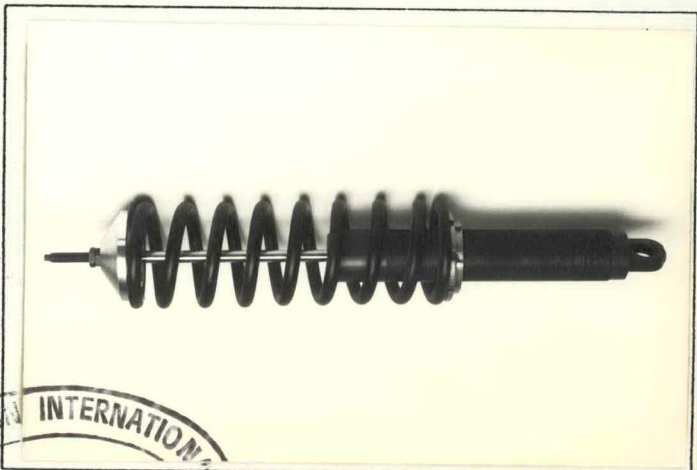
C



D



E



F




Marque B.L. CARS
Make _____

Modèle ROVER 3500
Model _____


N° Homol. A-5078

N° Ext. 01/01V0


PHOTOS / PHOTOS



G



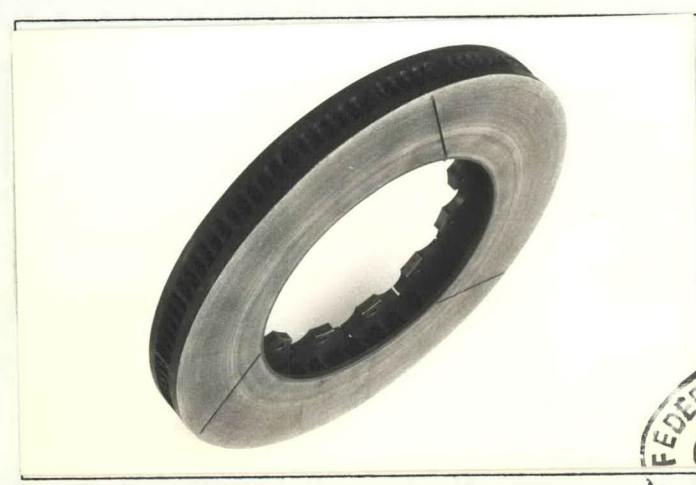
H




I



J



K



L

FEDERATION INTERNATIONALE
F.I.S.A.
DE L'AUTOMOBILE


Marque B L CARS
Make

Modèle ROVER 3500
Model

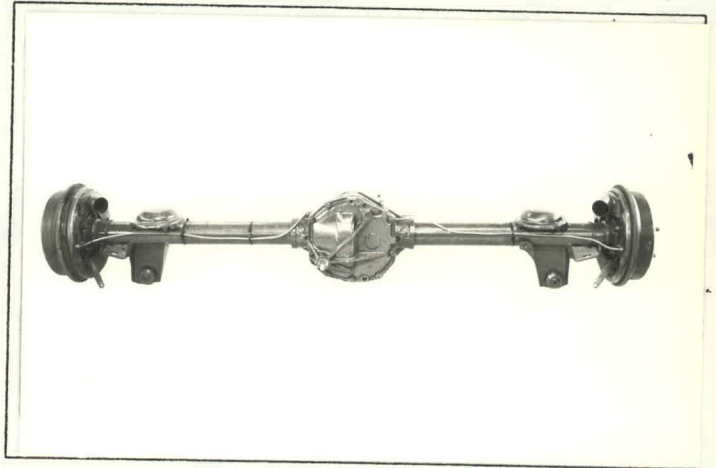
N° Homol. A - 5078

PHOTOS / PHOTOS





N° Ext. 01 / 01V0



M



N





FEDERATION INTERNATIONALE DU SPORT AUTOMOBILE

Homologation N°

A - 5078

Extension N°

02 / 02 VO

FICHE D'EXTENSION A L'HOMOLOGATION OFFICIELLE FISA
FORM OF EXTENSION TO THE OFFICIAL FISA HOMOLOGATION

- ET Evolution normale du type: dès le numéro de châssis
Normal evolution of the type: as from chassis number _____
- VF Variante de fourniture / Supply variant
- VO Variante option / Option variant
- ER Errata / Erratum

Homologation valable dès le **01 OCT. 1982** en groupe A
Homologation valid as from _____ in group _____

Constructeur B L CARS Modèle et type ROVER 3500
Manufacturer _____ Model and type _____

Page ou ext. Page or ext.	Art. Art.	Description Description
13.	605	FINAL DRIVE. ALTERNATIVE RATIOS
	b)	RATIO - 3.45
	c)	NUMBER OF TEETH - 11 X 38





FEDERATION INTERNATIONALE DU SPORT AUTOMOBILE

Homologation N°

A 5078

Extension N°

03 / 01 E

FICHE D'EXTENSION A L'HOMOLOGATION OFFICIELLE FISA
FORM OF EXTENSION TO THE OFFICIAL FISA HOMOLOGATION

ET Evolution normale du type: dès le numéro de châssis
Normal evolution of the type: as from chassis number 263571

VF Variante de fourniture / Supply variant

VO Variante option / Option variant

ER Errata / Erratum

Homologation valable dès le - 1 JAN. 1983 en groupe A
Homologation valid as from _____ in group _____

Constructeur BL CARS Modèle et type ROVER 3500
Manufacturer _____ Model and type _____

Page ou ext. Page or ext.	Art. Art.	Description Description
14.		EVOLUTION OF VITESSE - PHOTO O, P.
	324	<u>FUEL INJECTION</u>
	a)	MANUFACTURER - LUCAS - PHOTO Q, R, S, T, U.
	b)	MODEL OF INJECTION SYSTEM - 'L' TYPE
	c3)	MEASUREMENT OF AIR MAS - YES
	d)	EFFECTIVE DIMENSION OF THROTTLE - 60 m/m
	e)	NUMBER OF FUEL OUTLETS - EIGHT
	f)	POSITION OF INJECTION VALVES - INLET MANIFOLD
	g)	OTHER PARTS OF INJECTION SYSTEM - AIR METER - FUEL SENSOR - AIR TEMPERATURE SENSOR - THROTTLE SENSOR.
	401 d)	FUEL TANK CAPACITY 65.9 LITRES



Marque
Make

BL CARS

Modèle
Model

ROVER 3500

N° Homol. A 5078

N° Ext. **03 / 01 ET**

Page ou ext. Page or ext.	Art. Art.	Description Description																																				
14	603	<u>GEARBOX</u>																																				
	e)	RATIOS																																				
		<table border="1"> <thead> <tr> <th></th> <th colspan="3">Manuelle / Manual</th> </tr> <tr> <th></th> <th>rappports ratio</th> <th>nombre de dents/ number of teeth</th> <th>synchro.</th> </tr> </thead> <tbody> <tr> <td>1</td> <td>3.32</td> <td>31 X 14</td> <td>X</td> </tr> <tr> <td>2</td> <td>2.08</td> <td>32 X 23</td> <td>X</td> </tr> <tr> <td>3</td> <td>1.39</td> <td>27 X 29</td> <td>X</td> </tr> <tr> <td>4</td> <td>1.00</td> <td>-</td> <td>X</td> </tr> <tr> <td>5</td> <td>0.79</td> <td>19 X 36</td> <td>X</td> </tr> <tr> <td>AR/R</td> <td>3.42</td> <td>32 X 14</td> <td></td> </tr> <tr> <td>Constante</td> <td>1.5</td> <td>22 X 33</td> <td></td> </tr> </tbody> </table>		Manuelle / Manual				rappports ratio	nombre de dents/ number of teeth	synchro.	1	3.32	31 X 14	X	2	2.08	32 X 23	X	3	1.39	27 X 29	X	4	1.00	-	X	5	0.79	19 X 36	X	AR/R	3.42	32 X 14		Constante	1.5	22 X 33	
	Manuelle / Manual																																					
	rappports ratio	nombre de dents/ number of teeth	synchro.																																			
1	3.32	31 X 14	X																																			
2	2.08	32 X 23	X																																			
3	1.39	27 X 29	X																																			
4	1.00	-	X																																			
5	0.79	19 X 36	X																																			
AR/R	3.42	32 X 14																																				
Constante	1.5	22 X 33																																				
		<table border="1"> <thead> <tr> <th></th> <th colspan="3">Manuelle / Manual</th> </tr> <tr> <th></th> <th>rappports ratio</th> <th>nombre de dents/ number of teeth</th> <th>synchro.</th> </tr> </thead> <tbody> <tr> <td>1</td> <td>3.32</td> <td>31 X 14</td> <td>X</td> </tr> <tr> <td>2</td> <td>2.08</td> <td>32 X 23</td> <td>X</td> </tr> <tr> <td>3</td> <td>1.39</td> <td>27 X 29</td> <td>X</td> </tr> <tr> <td>4</td> <td>1.00</td> <td>-</td> <td>X</td> </tr> <tr> <td>5</td> <td>0.83</td> <td>20 X 36</td> <td>X</td> </tr> <tr> <td>AR/R</td> <td>3.42</td> <td>32 X 14</td> <td></td> </tr> <tr> <td>Constante</td> <td>1.5</td> <td>22 X 33</td> <td></td> </tr> </tbody> </table>		Manuelle / Manual				rappports ratio	nombre de dents/ number of teeth	synchro.	1	3.32	31 X 14	X	2	2.08	32 X 23	X	3	1.39	27 X 29	X	4	1.00	-	X	5	0.83	20 X 36	X	AR/R	3.42	32 X 14		Constante	1.5	22 X 33	
	Manuelle / Manual																																					
	rappports ratio	nombre de dents/ number of teeth	synchro.																																			
1	3.32	31 X 14	X																																			
2	2.08	32 X 23	X																																			
3	1.39	27 X 29	X																																			
4	1.00	-	X																																			
5	0.83	20 X 36	X																																			
AR/R	3.42	32 X 14																																				
Constante	1.5	22 X 33																																				
		INSTEAD OF																																				
801	a)	<u>WHEELS</u> DIAMETER - FRONT 15" - 381 m/m REAR 15" - 381 m/m																																				
803		<u>BRAKES</u> - FRONT - PHOTO V																																				
	e)	NUMBER OF CYLINDERS PER WHEEL - FOUR																																				
	e1)	BORE - 41.27 m/m																																				
	g4)	MAXIMUM DISC THICKNESS - 23.9 m/m																																				
	g8)	OVERALL LENGTH OF SHOE - 102 m/m																																				
804	g9)	<u>YES</u> <u>STEERING</u>																																				
	b)	RATIO - 19.9 :1																																				
902		<u>BODY</u>																																				
	e)	TAILGATE MATERIAL -STEEL WITH POLYURETHANE SPOILER																																				



Marque BL CARS
Make

Modèle ROVER 3500
Model

N° Homol. A-5078

PHOTOS / PHOTOS


N° Ext. 03/01 ET




O




P




Q



R



S




Marque BL CARS
Make _____

Modèle ROVER 3500
Model _____

N° Homol. A-5078

PHOTOS / PHOTOS





N° Ext. 03/01 ET



U



V





FEDERATION INTERNATIONALE DU SPORT AUTOMOBILE

Homologation N°

A 5078

Extension N°

04 / 03 VO

FICHE D'EXTENSION A L'HOMOLOGATION OFFICIELLE FISA
FORM OF EXTENSION TO THE OFFICIAL FISA HOMOLOGATION

ET Evolution normale du type: dès le numéro de châssis
Normal evolution of the type: as from chassis number _____

VF Variante de fourniture / Supply variant

VO Variante option / Option variant

ER Errata / Erratum

Homologation valable dès le **- 1 JAN. 1983** en groupe A
Homologation valid as from _____ in group _____

Constructeur BL CARS Modèle et type ROVER 3500
Manufacturer _____ Model and type _____

Page ou ext. Page or ext.	Art. Art.	Description Description
15.	803	<u>BRAKES</u> FRONT (PHOTO W)
	g4	MAXIMUM DISC THICKNESS - 28 m/m
	g5	EXTERIOR DIA OF DISC - 230 m/m
	g6	EXTERIOR DIA OF RUBBING SURFACE - 278 m/m
	g7	INTERIOR DIA OF RUBBING SURFACE - 224 m/m
	g8	OVERALL LENGTH OF SHOE - 127 m/m
	g10	BRAKING SURFACE PER WHEEL - 425.8 cm ²
	89	YES
16	804	<u>STEERING</u>
	b)	ALTERNATIVE RATIO 19.1:1



Marque
Make

BL CARS

Modèle
Model

ROVER 3500

N° Homol.

A 5078





PHOTOS / PHOTOS

N° Ext.

04 / 03 v0



W





FEDERATION INTERNATIONALE DU SPORT AUTOMOBILE

Homologation N°

A 5078

Extension N°

05 / 04 VO


FICHE D'EXTENSION A L'HOMOLOGATION OFFICIELLE FISA FORM OF EXTENSION TO THE OFFICIAL FISA HOMOLOGATION

- ET Evolution normale du type: dès le numéro de châssis
Normal evolution of the type: as from chassis number _____
- VF Variante de fourniture / Supply variant
- VO Variante option / Option variant
- ER Errata / Erratum

Homologation valable dès le **- 1 JAN. 1982** en groupe A
Homologation valid as from _____ in group _____

Constructeur BL CARS Modèle et type ROVER 3500
Manufacturer _____ Model and type _____

Page ou ext. Page or ext.	Art. Art.	Description Description	
17	605	UPRATED REAR AXLE	- (PHOTO X)
18	803	FRONT VENTILATED DISC	- (PHOTO Y)
	g4)	MAXIMUM DISC THICKNESS	- 28mm
	g5)	EXTERIOR DIAMETER OF DISC	- 305mm
	g6)	EXTERIOR DIAMETER OF RUBBING SURFACE	- 304mm
	g7)	INTERIOR DIAMETER OF RUBBING SURFACE	- 190mm
	g8)	OVERALL LENGTH OF SHOES	- 133.4mm
	g9)	VENTILATED DISC - YES	
	g10)	BRAKING SURFACE PER WHEEL	- 885cm ²
19	803	FRONT CALIPERS	- (PHOTO Z)
	g1)	NUMBER OF PADS PER WHEEL	- 2
	g2)	NUMBER OF CALIPERS PER WHEEL	- 1
	g3)	CALIPER MATERIAL - ALUMINIUM ALLOY	
	e)	NUMBER OF CYLINDERS PER WHEEL	- 4
	e1)	BORE	- 41.3mm
20	803	REAR VENTILATED DISC	- (PHOTO A1)
	g4)	MAXIMUM DISC THICKNESS	- 25.4mm
	g5)	EXTERIOR DIAMETER OF DISC	- 305mm
	g6)	EXTERIOR DIAMETER OF RUBBING SURFACE	- 304mm




Marque BL CARS
Make _____

Modèle ROVER 3500
Model _____

N° Homol. A 5078

PHOTOS / PHOTOS

N° Ext. 05 / 04 V0



X



Y



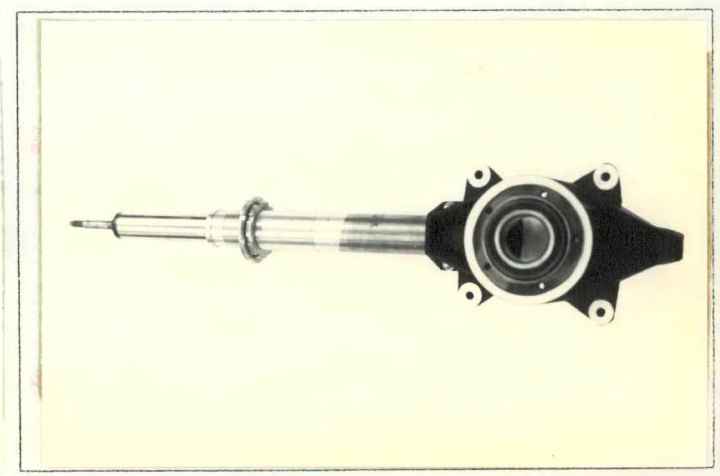
Z




A1



B1



C1



Marque BL CARS Modèle ROVER 3500 N° Homol. A5078
 Make _____ Model _____

N° Ext. 05 / 04 V0

Page ou ext. Page or ext.	Art. Art.	Description Description
	g7)	INTERIOR DIAMETER OF RUBBING SURFACE - 190mm
	g8)	OVERALL LENGTH OF SHOES - 133.4mm
	g9)	VENTILATED DISC - YES
	g10)	BRAKING SURFACE PER WHEEL - 885cm ²
21	803	REAR CALIPER - (PHOTO Z)
	g1)	NUMBER OF PADS PER WHEEL - 2
	g2)	NUMBER OF CALIPERS PER WHEEL - 1
	g3)	CALIPER MATERIAL - ALUMINIUM ALLOY
	e)	NUMBER OF CYLINDERS PER WHEEL - 4
	e1)	BORE - 35mm
22	7	UPRATED FRONT TRACK CONTROL ARM - (PHOTO B1)
23	707	UPRATED FRONT STRUT ASSEMBLY - (PHOTO C1)
	a)	NUMBER PER WHEEL - 1
	b)	TYPE - TELESCOPIC INDEPENDENT STRUT
24	7	STRENGTHENED WATTS LINKS - (PHOTO D1)
25	7	STRENGTHENED REAR LINKS - (PHOTO E1)
26	7	REAR ANTI-ROLL BAR - (PHOTO F1)
27	7	CENTRE LOCK HUB - (PHOTO G1)



Marque
Make

BL CARS

Modèle
Model

ROVER 3500


N° Homol.

A 5078


PHOTOS / PHOTOS

N° Ext.


05 / 04 V0



D1




E1



F1



G1





FEDERATION INTERNATIONALE DU SPORT AUTOMOBILE

Homologation N°

A 5078

Extension N°

06 / 05 VO

FICHE D'EXTENSION A L'HOMOLOGATION OFFICIELLE FISA
FORM OF EXTENSION TO THE OFFICIAL FISA HOMOLOGATION

VO Variante option / Option variant

Homologation valable dès le - 1 AVR. 1983 en groupe A
Homologation valid as from _____ in group _____

Constructeur de la voiture B L CARS Modèle et type ROVER 3500
Manufacturer of the car _____ Model and type _____

ARCEAU / CAGE DE SECURITE

ROLLBAR / ROLLCAGE

Arceau principal

Entretoise
longitudinale/diagonale
Longitudinal/diagonal
strut

Arceau avant

Main rollbar

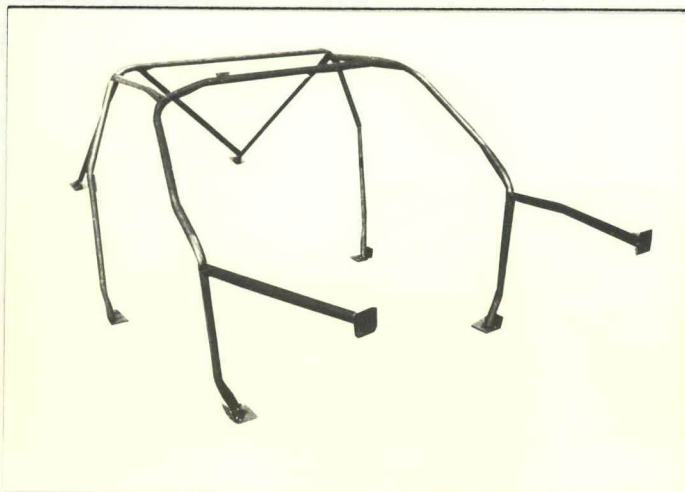
Front rollbar

Fabricant de l'arceau
Rollbar manufacturer

GARTRAC FABRICATIONS

	GARTRAC FABRICATIONS		
Matériau Material	ALUMINIUM BS4300/15	ALZn 4.5 Mg.1 / BS4,300/15	ALZn 4.5 Mg.1
Diamètre extérieur Exterior diameter	50.8 mm	38.1 mm / 38.1 mm	38.1 mm
Epaisseur de paroi Wall thickness	2.6 mm	2.03 mm / 2.03 mm	2.03 mm
Limite élastique Elastic limit	30 kg/mm ²	30.0 kg/mm ² / 30.0 kg/mm ²	30.0 kg/mm ²
Résistance à la traction Tensile strength	36 kg/mm ²	36 kg/mm ² / 36 kg/mm ²	36 kg/mm ²
Poids total y-compris les fixations Total weight including fixings	21 kg		

Arceau/cage complet(e) hors de la voiture
Complete rollbar/rollcage outside the car



Nous attestons que le présent arceau / la présente cage de sécurité répond aux dispositions de l'Annexe J de la FIA, en particulier en ce qui concerne ses implantations, ses connexions et ses résistances aux contraintes.

We certify that the present rollbar/rollcage complies with the conditions of the FIA Appendix J, in particular with regard to its attachments, its connections and its stress resistances.

Signature du représentant du constructeur du véhicule
Signature of the car manufacturer representative

32



FEDERATION INTERNATIONALE DU SPORT AUTOMOBILE

Homologation N°

A 5078

Extension N°

07 / 06 VO

FICHE D'EXTENSION A L'HOMOLOGATION OFFICIELLE FISA
FORM OF EXTENSION TO THE OFFICIAL FISA HOMOLOGATION

VO Variante option / Option variant

Homologation valable dès le - 1 AVR. 1983 en groupe A
Homologation valid as from _____ in group _____

Constructeur de la voiture B L CARS Modèle et type ROVER 3500
Manufacturer of the car _____ Model and type _____

ARCEAU / CAGE DE SECURITE

ROLLBAR / ROLLCAGE

Arceau principal

Entretoise
longitudinale/diagonale
Longitudinal/diagonal
strut

Arceau avant

Main rollbar



Front rollbar

Fabricant de l'arceau
Rollbar manufacturer

GARTRAC FABRICATIONS

Matériau Material	STEEL BS980 CDS	BS980 CDS / BS980 CDS		BS980 CDS
Diamètre extérieur Exterior diameter	38 mm	38 mm	38 mm	38 mm
Epaisseur de paroi Wall thickness	2.5 mm	2.5 mm	2.5 mm	2.5 mm
Limite élastique Elastic limit	37.8 kg/mm ²	37.8 kg/mm ²	37.8 kg/mm ²	37.8 kg/mm ²
Résistance à la traction Tensile strength	44.1 kg/mm ²	44.1 kg/mm ²	44.1 kg/mm ²	44.1 kg/mm ²
Poids total y-compris les fixations Total weight including fixings	35 kg			

Arceau/cage complet(e) hors de la voiture
Complete rollbar/rollcage outside the car



Nous attestons que le présent arceau / la présente cage de sécurité répond aux dispositions de l'Annexe J de la FIA, en particulier en ce qui concerne ses implantations, ses connexions et ses résistances aux contraintes.

We certify that the present rollbar/rollcage complies with the conditions of the FIA Appendix J, in particular with regard to its attachments, its connections and its stress resistances.

Signature du représentant du constructeur du véhicule
Signature of the car manufacturer representative

33



FEDERATION INTERNATIONALE DU SPORT AUTOMOBILE

Homologation N°

A 5078

Extension N°

08 / 0 / vu

FICHE D'EXTENSION A L'HOMOLOGATION OFFICIELLE FISA
FORM OF EXTENSION TO THE OFFICIAL FISA HOMOLOGATION

- ET** Evolution normale du type: dès le numéro de châssis
Normal evolution of the type: as from chassis number _____
- VF** Variante de fourniture / Supply variant
- VO** Variante option / Option variant
- ER** Errata / Erratum

Homologation valable dès le **- 1 AVR. 1983** en groupe A
Homologation valid as from _____ in group _____

Constructeur B L CARS Modèle et type ROVER 3500
Manufacturer _____ Model and type _____

Page ou ext. Page or ext.	Art. Art.	Description Description
28.	803	BRAKES
	a)	BRAKING SYSTEM - HYDRAULIC
	b)	NUMBER OF MASTER CYLINDERS - DUAL
	b1)	BORE 2 X 23.8mm
29.	803 g)	<u>DISC BRAKES - FRONT</u> - (PHOTO H1)
	g1)	NUMBER OF PADS - 2
	g2)	NUMBER OF CALIPERS PER WHEEL - 1
	g3)	CALIPER MATERIAL - ALUMINIUM ALLOY
	g4)	MAXIMUM DISC THICKNESS - 25mm
	g5)	EXTERIOR DIAMETER - 305mm
	g6)	EXTERIOR DIAMETER RUBBING SURFACE - 304mm
	g7)	INTERIOR DIAMETER RUBBING SURFACE - 190mm
	g8)	OVERALL LENGTH OF THE SHOES - 133.4mm
	g9)	VENTILATED DISC - YES
	g10)	BRAKING SURFACE PER WHEEL - 885 cm ²




Page ou ext. Page or ext.	Art. Art.	Description Description
30.	803 g	<u>DISC BRAKES - FRONT</u> - (PHOTO H1)
	g1)	NUMBER OF PADS - 2
	g2)	NUMBER OF CALIPERS PER WHEEL - 1
	g3)	CALIPER MATERIAL - ALUMINIUM ALLOY
	g4)	MAXIMUM DISC THICKNESS - 28mm
	g5)	EXTERIOR DIAMETER - 305mm
	g6)	EXTERIOR DIAMETER RUBBING SURFACE - 304mm
	g7)	INTERIOR DIAMETER RUBBING SURFACE - 190mm
	g8)	OVERALL LENGTH OF THE SHOES - 133.4mm
	g9)	VENTILATED DISC - YES
	g10)	BRAKING SURFACE PER WHEEL - 885cm ²
31.	803 g	<u>DISC BRAKES - REAR</u> - (PHOTO I1)
	g1)	NUMBER OF PADS - 2
	g2)	NUMBER OF CALIPERS PER WHEEL - 1
	g3)	CALIPER MATERIAL - ALUMINIUM ALLOY
	g4)	MAXIMUM DISC THICKNESS - 25mm
	g5)	EXTERIOR DIAMETER - 305mm
	g6)	EXTERIOR DIAMETER RUBBING SURFACE - 304mm
	g7)	INTERIOR DIAMETER RUBBING SURFACE - 190mm
	g8)	OVERALL LENGTH OF THE SHOES - 133.4mm
	g9)	VENTILATED DISC - YES
	g10)	BRAKING SURFACE PER WHEEL - 885cm ²
32.	803 g	<u>DISC BRAKES - REAR</u> - (PHOTO I1)
	g1)	NUMBER OF PADS - 2
	g2)	NUMBER OF CALIPERS PER WHEEL - 1
	g3)	CALIPER MATERIAL - ALUMINIUM ALLOY
	g4)	MAXIMUM DISC THICKNESS - 28mm
	g5)	EXTERIOR DIAMETER - 305mm
	g6)	EXTERIOR DIAMETER RUBBING SURFACE - 304mm
	g7)	INTERIOR DIAMETER RUBBING SURFACE - 190mm
	g8)	OVERALL LENGTH OF THE SHOES - 133.4mm
	g9)	VENTILATED DISC - YES
	g10)	BRAKING SURFACE PER WHEEL - 885cm ²



Page ou ext. Page or ext.	Art. Art.	Description Description
33.	803 g	<u>DISC BRAKES - FRONT - (PHOTO I1)</u>
	g1)	NUMBER OF PADS - 2
	g2)	NUMBER OF CALIPERS PER WHEEL - 1
	g3)	CALIPER MATERIAL - ALUMINIUM ALLOY
	g4)	MAXIMUM DISC THICKNESS - 28mm
	g5)	EXTERIOR DIAMETER - 254mm
	g6)	EXTERIOR DIAMETER RUBBING SURFACE - 252mm
	g7)	INTERIOR DIAMETER RUBBING SURFACE - 76mm
	g8)	OVERALL LENGTH OF THE SHOES - 133.4mm
	g9)	VENTILATED DISC - YES
	g10)	BRAKING SURFACE PER WHEEL - 907cm ²
34.	803 g	<u>DISC BRAKES - FRONT - (PHOTO I1)</u>
	g1)	NUMBER OF PADS - 2
	g2)	NUMBER OF CALIPERS PER WHEEL - 1
	g3)	CALIPER MATERIAL - ALUMINIUM ALLOY
	g4)	MAXIMUM DISC THICKNESS - 25mm
	g5)	EXTERIOR DIAMETER - 254mm
	g6)	EXTERIOR DIAMETER RUBBING SURFACE - 252mm
	g7)	INTERIOR DIAMETER RUBBING SURFACE - 76mm
	g8)	OVERALL LENGTH OF THE SHOES - 133.4mm
	g9)	VENTILATED DISC - YES
	g10)	BRAKING SURFACE PER WHEEL - 907cm ²
35.	803 g	<u>DISC BRAKES - REAR - (PHOTO H1)</u>
	g1)	NUMBER OF PADS - 2
	g2)	NUMBER OF CALIPERS PER WHEEL - 1
	g3)	CALIPER MATERIAL - ALUMINIUM ALLOY
	g4)	MAXIMUM DISC THICKNESS - 28mm
	g5)	EXTERIOR DIAMETER - 254mm
	g6)	EXTERIOR DIAMETER RUBBING SURFACE - 252mm
	g7)	INTERIOR DIAMETER RUBBING SURFACE - 76mm
	g8)	OVERALL LENGTH OF THE SHOES - 133.4mm
	g9)	VENTILATED DISC - YES
	g10)	BRAKING SURFACE PER WHEEL - 907cm ²



Page ou ext. Page or ext.	Art. Art.	Description Description
36.	803 g	<u>DISC BRAKES - REAR</u> - (PHOTO H1)
	g1)	NUMBER OF PADS - 2
	g2)	NUMBER OF CALIPERS PER WHEEL - 1
	g3)	CALIPER MATERIAL - ALUMINIUM ALLOY
	g4)	MAXIMUM DISC THICKNESS - 25mm
	g5)	EXTERIOR DIAMETER - 254mm
	g6)	EXTERIOR DIAMETER RUBBING SURFACE - 252mm
	g7)	INTERIOR DIAMETER RUBBING SURFACE - 76mm
	g8)	OVERALL LENGTH OF THE SHOES - 133.4mm
	g9)	VENTILATED DISC - YES
	g10)	BRAKING SURFACE PER WHEEL - 907cm ²
37.	803	<u>BRAKE PEDAL BOX</u> - (PHOTO J1)
	b)	NUMBER OF MASTER CYLINDERS - 2
	b1)	BORE - OPTIONS a) 12.7mm b) 15.8mm c) 19.0mm d) 26.2mm
	c)	POWER ASSISTED - NO
	d.)	BRAKE ADJUSTER - YES
	d1)	LOCATION - COCKPIT
38.	7 a)	UPDATED FRONT TRACK CONTROL ARM WITH TIE ROD - (PHOTO K1)
39.	7 b)	UPDATED FRONT TIE BAR - (PHOTO L1)
40.	7 c)	UPDATED FRONT ANTI-ROLL BAR AND MOUNTINGS WITH ADJUSTABLE LINKS - (PHOTO M1)
41.	7 d)	UPDATED FRONT STRUT TOP MOUNTING - (PHOTO N1)
42.	707	UPDATED FRONT STRUT ASSEMBLY - (PHOTO O1)
	a)	NUMBER PER WHEEL - 1
	b)	TYPE - TELESCOPIC
	c)	WORKING PRINCIPLE - HYDRAULIC
43.	7 a)	REAR ANTI-ROLL BAR WITH ADJUSTABLE LINKS - (PHOTO P1)
44.	7 b)	UPDATED REAR AXLE HUB AND BRAKE CALIPER MOUNTINGS - (PHOTO Q1)
45.	7 c)	UPDATED REAR AXLE SHAFT - (PHOTO R1)
46.	606	UPDATED PROPELLER SHAFT AND CONSTANT VELOCITY JOINTS - (PHOTO S1)



Marque B L CARS
Make

Modèle ROVER 3500
Model

N° Homol. A 5078

08 / 07 v0

N° Ext.

Page ou ext. Page or ext.	Art. Art.	Description Description
47.	803	<u>BRAKES - FRONT AND REAR</u> - (PHOTO T1)
	e)	NUMBER OF CYLINDERS PER WHEEL - 4
	e1)	BORE - 44.45mm
	g1)	NUMBER OF PADS - 2
	g2)	NUMBER OF CALIPERS PER WHEEL - 1
	g3)	CALIPER MATERIAL - ALUMINIUM ALLOY
48.	803d)	<u>MANUAL BRAKE BALANCE ADJUSTER</u> - (PHOTO U1)
	d1)	LOCATION - COCKPIT
49.	803d)	<u>BRAKING ADJUSTER</u> - (PHOTO V1)
	d1)	LOCATION - COCKPIT



Marque B L CARS
Make _____

Modèle ROVER 3500
Model _____

N° Homol. A 5078

PHOTOS / PHOTOS

N° Ext. 08 / 07 VO



H1



I 1




J1



K1



L1



M1



Marque B L CARS
Make


Modèle
Model

ROVER 3500

N° Homol. A 5078

PHOTOS / PHOTOS

N° Ext. 08 / 07 WJ




N1



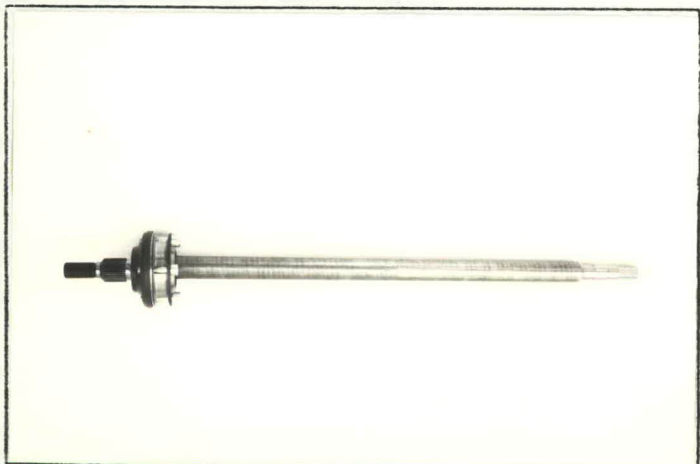
O1



P1



Q1



R1



S1



Marque BL CARS
Make

Modèle ROVER 3500
Model


N° Homol. A 5078

PHOTOS / PHOTOS

N° Ext. 08 / 07 v0





T1



U1



V1





FEDERATION INTERNATIONALE DU SPORT AUTOMOBILE.

Homologation N°

A 5078

Extension N°

09 / 08 VO

FICHE D'EXTENSION A L'HOMOLOGATION OFFICIELLE FISA
FORM OF EXTENSION TO THE OFFICIAL FISA HOMOLOGATION

- ET Evolution normale du type: dès le numéro de châssis
Normal evolution of the type: as from chassis number _____
- VF Variante de fourniture / Supply variant
- VO Variante option / Option variant
- ER Errata / Erratum

Homologation valable dès le _____ en groupe _____
Homologation valid as from - 1 JUIN 1983 in group A

Constructeur B L CARS Modèle et type ROVER 3500
Manufacturer _____ Model and type _____

Page ou ext. Page or ext.	Art. Art.	Description Description
50.	605.	UPRATED REAR AXLE WITH REINFORCED MOUNTINGS - (PHOTO W1) OUTBOARD LOCATION OF DISCS and BRAKES - NO OTHER CHANGES.
51.	605.	REINFORCED REAR SUSPENSION FRONT MOUNTING POSITION OF THE SUSPENSION MOUNTING POINTS ON THE BODYSHELL REMAINS UNCHANGED - (PHOTO X1)



[Handwritten signature]

Marque
Make

B L CARS


Modèle
Model

ROVER 3500


N° Homol. A 5078

PHOTOS / PHOTOS




N° Ext. 09 / 08 V0



W1



X1




Marque BL CARS
Make _____

Modèle ROVER 3500
Model _____


N° Homol. A 5078

PHOTOS / PHOTOS

N° Ext. 10 / 09 v0




A2



B2



C2



D2





FEDERATION INTERNATIONALE DU SPORT AUTOMOBILE

Homologation N°

A 5078

Extension N°

11 / 10 VO

FICHE D'EXTENSION A L'HOMOLOGATION OFFICIELLE FISA
FORM OF EXTENSION TO THE OFFICIAL FISA HOMOLOGATION

VO Variante option / Option variant

Homologation valable dès le - 1 JUL. 1983 en groupe A
Homologation valid as from _____ in group _____

Constructeur de la voiture BL CARS Modèle et type ROVER 3500
Manufacturer of the car _____ Model and type _____

ARCEAU / CAGE DE SECURITE

ROLLBAR / ROLLAGE

Arceau principal

Entretoise

Arceau avant

Main rollbar

longitudinale/diagonale

Longitudinal/diagonal

Front rollbar

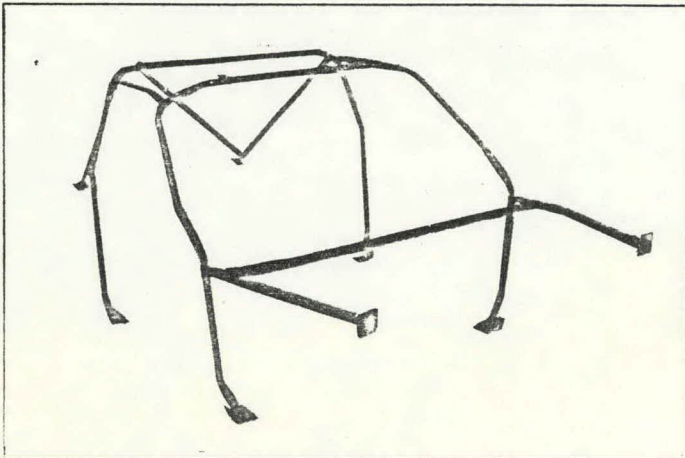
strut

Fabricant de l'arceau
Rollbar manufacturer

GARTRAC FABRICATIONS

Matériau Material	STEEL BS980 CDS	BS980 CDS / BS980 CDS	BS980 CDS
Diamètre extérieur Exterior diameter	38 mm	38 mm / 38 mm	38 mm
Épaisseur de paroi Wall thickness	2.5 mm	2.5 mm / 2.5 mm	2.5 mm
Limite élastique Elastic limit	37.8 kg/mm ²	37.8 kg/mm ² / 37.8 kg/mm ²	37.8 kg/mm ²
Résistance à la traction Tensile strength	44.1 kg/mm ²	44.1 kg/mm ² / 44.1 kg/mm ²	44.1 kg/mm ²
Poids total y-compris les fixations Total weight including fixings	38 kg		

Arceau/cage complet(e) hors de la voiture
Complete rollbar/rollcage outside the car



Nous attestons que le présent arceau / la présente cage de sécurité répond aux dispositions de l'Annexe J de la FIA, en particulier en ce qui concerne ses implantations, ses connexions et ses résistances aux contraintes.

We certify that the present rollbar/rollcage complies with the conditions of the FIA Appendix J, in particular with regard to its attachments, its connections and its stress resistances.

Signature du représentant du constructeur du véhicule
Signature of the car manufacturer representative

45
DAVID WOOD



FEDERATION INTERNATIONALE DU SPORT AUTOMOBILE

Homologation N°

A 5078

Extension N°

12 / 11 V0

FICHE D'EXTENSION A L'HOMOLOGATION OFFICIELLE FISA
FORM OF EXTENSION TO THE OFFICIAL FISA HOMOLOGATION

VO Variante option / Option variant

Homologation valable dès le - 1 JUL. 1983 en groupe A
Homologation valid as from _____ in group _____

Constructeur de la voiture BL CARS Modèle et type ROVER 3500
Manufacturer of the car _____ Model and type _____

ARCEAU / CAGE DE SECURITE

ROLLBAR / ROLLCAGE

Arceau principal

Entretoise
longitudinale/diagonale
Longitudinal/diagonal
strut

Arceau avant

Main rollbar

Front rollbar

Fabricant de l'arceau

GARTRAC FABRICATIONS

Rollbar manufacturer

Matériau

ALUMINIUM

Material

BS4300/15

ALZn 4.5 Mg.1 / BS4,300/15

ALZn 4.5 Mg.1

Diamètre extérieur

50.8 mm38.1 mm / 38.1 mm38.1 mm

Exterior diameter

Epaisseur de paroi

2.6 mm2.03 mm / 2.03 mm2.03 mm

Wall thickness

Limite élastique

30 kg/mm²30.0 kg/mm² / 30.0 kg/mm²30.0 kg/mm²

Elastic limit

Résistance à la traction

36 kg/mm²36 kg/mm² / 36 kg/mm²36 kg/mm²

Tensile strength

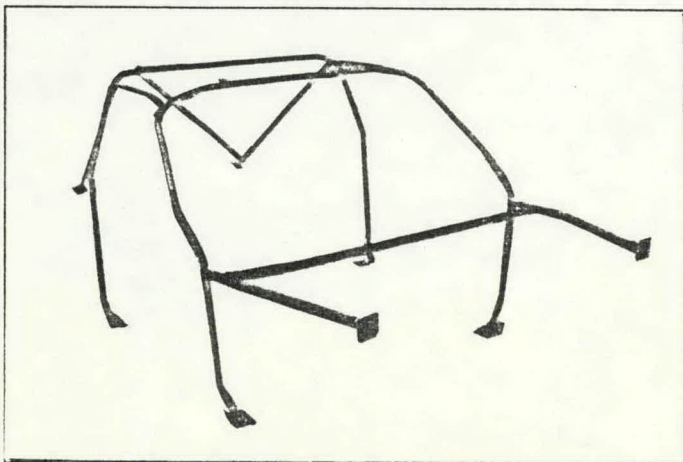
Poids total y-compris les fixations

23 kg

Total weight including fixings

Arceau/cage complet(' e) hors de la voiture

Complete rollbar/rollcage outside the car



Nous attestons que le présent arceau / la présente cage de sécurité répond aux dispositions de l'Annexe J de la FIA, en particulier en ce qui concerne ses implantations, ses connexions et ses résistances aux contraintes.

We certify that the present rollbar/rollcage complies with the conditions of the FIA Appendix J, in particular with regard to its attachments, its connections and its stress resistances.

Signature du représentant du constructeur du véhicule
Signature of the car manufacturer representative

DAVID WOOD



FEDERATION INTERNATIONALE DU SPORT AUTOMOBILE

Homologation N°

A 5078

Extension N°

13 / 12 VO


FICHE D'EXTENSION A L'HOMOLOGATION OFFICIELLE FISA FORM OF EXTENSION TO THE OFFICIAL FISA HOMOLOGATION

- ET Evolution normale du type: dès le numéro de châssis
Normal evolution of the type: as from chassis number _____
- VF Variante de fourniture / Supply variant
- VO Variante option / Option variant
- ER Errata / Erratum

Homologation valable dès le **- 1 OCT. 1983** en groupe **A**
Homologation valid as from _____ in group _____

Constructeur **B L CARS** Modèle et type **ROVER 3500**
Manufacturer _____ Model and type _____

Page ou ext. Page or ext.	Art. Art.	Description Description
63	7	SUSPENSION
	a)	STRENGTHENED ADJUSTABLE FRONT STRUT TOP MOUNTING PLATE - (PHOTO E2) (BODY MOUNTING POINTS UNALTERED)
64	803 g	DISC BRAKES - FRONT AND REAR - (PHOTO F2)
	g4	MAXIMUM DISC THICKNESS - OPTIONS
		a) 25mm
		b) 28mm
		c) 32mm
		d) 36mm
	g5	EXTERIOR DIA OF DISC 305mm
	g6	EXTERIOR DIA OF RUBBING SURFACE 305mm
	g7	INTERIOR DIA OF RUBBING SURFACE 190mm
	g8	OVERALL LENGTH OF SHOES 134mm
	g9	VENTILATED DISC YES
	g10	BRAKING SURFACE PER WHEEL 894.2 cm ²



Marque B L CARS
Make _____

Modèle ROVER 3500
Model _____

N° Homol. A-5078

PHOTOS / PHOTOS





N° Ext. 13 / 12 vn



E2



F2





FEDERATION INTERNATIONALE DU SPORT AUTOMOBILE

Homologation N°

A 5078

Extension N°

14 / 13 VO

FICHE D'EXTENSION A L'HOMOLOGATION OFFICIELLE FISA
FORM OF EXTENSION TO THE OFFICIAL FISA HOMOLOGATION

- ET Evolution normale du type: dès le numéro de châssis
Normal evolution of the type: as from chassis number _____
- VF Variante de fourniture / Supply variant
- VO Variante option / Option variant
- ER Errata / Erratum

Homologation valable dès le **- 1 MARS 1984** en groupe **A**
Homologation valid as from _____ in group _____

Constructeur **B L CARS** Modèle et type **ROVER 3500**
Manufacturer _____ Model and type _____

Page ou ext. Page or ext.	Art. Art.	Description Description
66.	803.	BRAKES
	h)	ADDITIONAL PARKING BRAKE (PHOTOS H2/I2)
	h1)	COMMAND SYSTEM - HYDRAULIC
		CYLINDER BORE - 15.87mm
	h2)	LOCATION OF LEVER - FLOOR CENTRE BETWEEN SEATS
	h3)	ON WHICH WHEELS - REAR
67.	803	BRAKE CALIPER - FRONT AND REAR (PHOTO J2)
	e)	NUMBER OF CYLINDERS PER WHEEL - 4
	e1)	BORE OPTIONS
		a) 31.75
		b) 34.9
		c) 38.1
		d) 41.3
		e) 44.45
	g1)	NUMBER OF PADS - 2
	g2)	NUMBER OF CALIPER PER WHEEL - 1
	g3)	CALIPER MATERIAL - ALUMINIUM ALLOY



Marque
Make

B L CARS

Modèle
Model

ROVER 3500

N° Homol. A 5078

N° Ext. **14 / 13 V0**

Page ou ext. Page or ext.	Art. Art.	Description Description
68.	701 b)	UPRATED REAR AXLE WITH OUTBOARD LOCATION OF BRAKES AND FIVE STUD WHEEL FIXING (photo K2-L2-3)
69.	707	UPRATED FRONT STRUT ASSEMBLY WITH FIVE STUD WHEEL FIXING (PHOTO M2)
	a)	NUMBER PER WHEEL - ONE
	b)	TYPE - TELESCOPIC INDEPENDENT - STRUT
	c)	WORKING PRINCIPLE - HYDRAULIC
70.	803	BRAKE PEDAL BOX WITH SERVO (PHOTO N2)
	b)	NUMBER OF MASTER CYLINDERS - TWO
	b1)	BORE OPTIONS
		i) 12.7
		ii) 15.8
		iii) 19.0
		iv) 26.2
	c)	POWER ASSISTED - YES
	c1)	MAKE AND TYPE - AUTOMOTIVE PRODUCTS - VACUUM
	d)	BRAKING ADJUSTER - YES
	d1)	LOCATION - COCKPIT




Marque B L CARS
Make _____

Modèle ROVER 3500
Model _____


N° Homol. A 5078

N° Ext. 14 / 13 V0

PHOTOS / PHOTOS




3



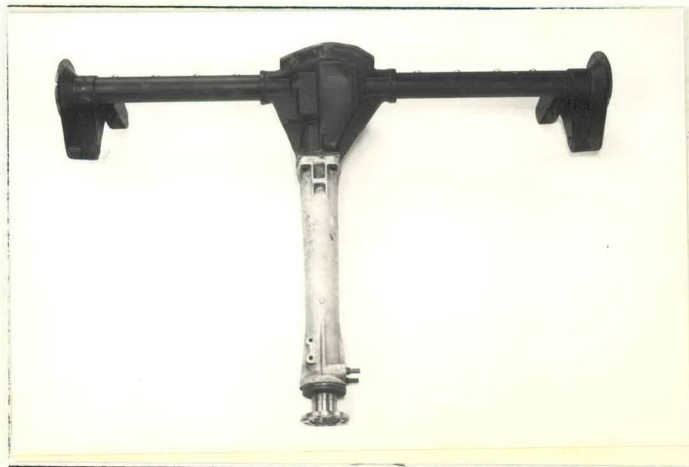
H2




I2



J2



K2



L2




Marque B L CARS
Make _____

Modèle ROVER 3500
Model _____


N° Homol. A 5078

PHOTOS / PHOTOS





N° Ext. 14 / 13 VO



M2



N2





FEDERATION INTERNATIONALE DU SPORT AUTOMOBILE

Homologation N°

A 5078

Extension N°

15 / 0 1 ER

FICHE D'EXTENSION A L'HOMOLOGATION OFFICIELLE FISA
FORM OF EXTENSION TO THE OFFICIAL FISA HOMOLOGATION

ET Evolution normale du type: dès le numéro de châssis
Normal evolution of the type: as from chassis number _____

VF Variante de fourniture / Supply variant

VO Variante option / Option variant

ER Errata / Erratum

Homologation valable dès le - 1 MARS 1984 en groupe A
Homologation valid as from _____ in group _____

Constructeur B L CARS Modèle et type ROVER 3500
Manufacturer _____ Model and type _____

Page ou ext. Page or ext.	Art. Art.	Description Description
		REFERENCE EXTENSION 03/OIET
72.	902	EXTERIOR
	1)	MATERIAL OF FRONT BUMPER - PLASTIC WITH STEEL FINISHER
	m)	MATERIAL OF REAR BUMPER - PLASTIC WITH STEEL FINISHER
73.	104.	MATERIAL OF BODY - STEEL WITH PLASTIC FRONT APRON BELOW BUMPER AND PLASTIC REAR WING FRONT TRIMS.
74.	324	FUEL INJECTION
	d)	EFFECTIVE DIMENSION OF THROTTLE - 65.05mm INTERNAL DIAMETER AT THE BUTTERFLY (60.00mm EFFECTIVE WIDTH WITH BUTTERFLY SPINDLE DIAMETER SUBTRACTED).





FEDERATION INTERNATIONALE DU SPORT AUTOMOBILE

Homologation N°

A 5078

Extension N°

16 / 02 ER

FICHE D'EXTENSION A L'HOMOLOGATION OFFICIELLE FISA
FORM OF EXTENSION TO THE OFFICIAL FISA HOMOLOGATION

ET Evolution normale du type / bas le numero de chassis
Normal evolution of the type / as from chassis number _____

VF Variante de fourniture / Supply variant


VO Variante option / Option variant

ER Errata / Erratum

Homologation valable des le - 1 MARS 1984 en groupe A
Homologation valid as from _____ in group _____

Constructeur B L CARS Modèle et type ROVER 3500
Manufacturer _____ Model and type _____

Page ou ext. Page or ext.	Art. Art.	Description Description
75. PAGE 12	-	PHOTO J EXHAUST MANIFOLD OUTLET DIMENSION 4 X ϕ 50.8 mm





FEDERATION INTERNATIONALE DU SPORT AUTOMOBILE

Homologation N°

A 5078

Extension N°

17 / 14 VO

FICHE D'EXTENSION A L'HOMOLOGATION OFFICIELLE FISA
FORM OF EXTENSION TO THE OFFICIAL FISA HOMOLOGATION

ET Evolution normale du type: dès le numéro de châssis
Normal evolution of the type: as from chassis number _____

VF Variante de fourniture / Supply variant

VO Variante option / Option variant

ER Errata / Erratum

Homologation valable dès le _____ en groupe _____
Homologation valid as from **- 1 AVR. 1984** in group **A**

Constructeur **B L CARS** Modèle et type **ROVER 3500**
Manufacturer _____ Model and type _____

Page ou ext. Page or ext.	Art. Art.	Description Description
76.	7	SUSPENSION - PHOTO 02 REAR ANTI-ROLL BAR WITH ADJUSTABLE LINKS




Marque
Make B L CARS

Modèle
Model ROVER 3500






N° Homol. A 5078

PHOTOS / PHOTOS

N° Ext. 17 / 14 VO



02





FEDERATION INTERNATIONALE DU SPORT AUTOMOBILE

Homologation N°

A 5078

Extension N°

18 / 15 v

FICHE D'EXTENSION A L'HOMOLOGATION OFFICIELLE FISA
FORM OF EXTENSION TO THE OFFICIAL FISA HOMOLOGATION

VO Variante option / Option variant

Homologation valable dès le -1 JUL. 1984 en groupe A
Homologation valid as from _____ in group _____

Constructeur de la voiture BL CARS Modèle et type ROVER 3500
Manufacturer of the car _____ Model and type _____

ARCEAU / CAGE DE SECURITE

ROLLBAR / ROLLCAGE

Arceau principal

Entretoise

Arceau avant

Main rollbar

longitudinale/diagonale
Longitudinal/diagonal
strut

Front rollbar

GARTRAC FABRICATIONS

Fabricant de l'arceau

Rollbar manufacturer

Matériau	STEEL	BS 980 CDS / BS 980 CDS		BS 980 CDS
Material	BS 980 CDS			BS 980 CDS
Diamètre extérieur	38	38	38	38
Exterior diameter	_____ mm	_____ mm/	_____ mm	_____ mm
Epaisseur de paroi	2.5	2.5	2.5	2.5
Wall thickness	_____ mm	_____ mm/	_____ mm	_____ mm
Limite élastique	37.8	37.8	37.8	37.8
Elastic limit	_____ kg/mm ²	_____ kg/mm ² /	_____ kg/mm ²	_____ kg/mm ²
Résistance à la traction	44.1	44.1	44.1	44.1
Tensile strength	_____ kg/mm ²	_____ kg/mm ² /	_____ kg/mm ²	_____ kg/mm ²
Poids total y-compris les fixations	44			
Total weight including fixings	_____ kg			

Arceau/cage complet(e) hors de la voiture
Complete rollbar/rollcage outside the car



Nous attestons que le présent arceau / la présente cage de sécurité répond aux dispositions de l'Annexe J de la FIA, en particulier en ce qui concerne ses implantations, ses connexions et ses résistances aux contraintes.

We certify that the present rollbar/rollcage complies with the conditions of the FIA Appendix J, in particular with regard to its attachments, its connections and its stress resistances.

Signature du représentant du constructeur du véhicule
Signature of the car manufacturer representative

Marque

Make BL CARS

Modèle

Model ROVER 3500


N° Homol. A 5078

PHOTOS OU DESSINS DES FIXATIONS SUR LA COQUE :
PHOTOS OR DRAWINGS OF THE ATTACHMENTS ON THE BODY :


N° Ext. 18 / 15 VN



A Post Lower



A Post Upper



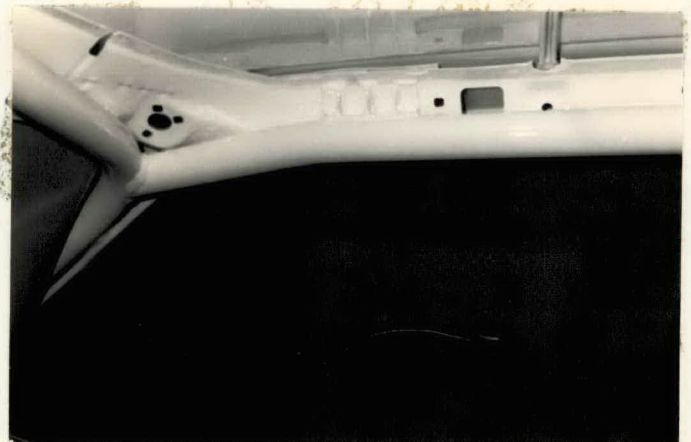
B Post Lower



B Post Upper



Rear Boot Floor



Front Cant Rail

57A



FEDERATION INTERNATIONALE DU SPORT AUTOMOBILE

Homologation N°

A - 5078

Extension N°

19 / 03 ER


FICHE D'EXTENSION A L'HOMOLOGATION OFFICIELLE FISA
FORM OF EXTENSION TO THE OFFICIAL FISA HOMOLOGATION

- ES** Evolution sportive du type / Sporting evolution of the type
- ET** Evolution normale du type / Normal evolution of the type
- VF** Variante de fourniture / Supply variant
- VO** Variante option / Option variant
- ER** Errata / Erratum

Homologation valable dès le 01 MARS 1985 en groupe A
Homologation valid as from _____ in group _____

Constructeur BL cars Modèle et type rover 3500
Manufacturer _____ Model and type _____

Page ou ext. Page or ext.	Art. Art.	Description Description	
		lire / read	au lieu de / instead of
page 4	326e	9.9	10.4
"	327d	40	41.3
"	327e	8.66	8.03
"	327f	117.3	110.6 ± 0.4
page 5	328e	34.48	35.6
"	328f	8.65	8.
"	328g	117.3	110.6 ± 0.4





FEDERATION INTERNATIONALE DU SPORT AUTOMOBILE

Homologation N°

A-5078

Extension N°

20/16 VO


FICHE D'EXTENSION A L'HOMOLOGATION OFFICIELLE FISA
FORM OF EXTENSION TO THE OFFICIAL FISA HOMOLOGATION

- ET Evolution normale du type: dès le numero de châssis
Normal evolution of the type: as from chassis number _____
- VF Variante de fourniture / Supply variant
- VO Variante option / Option variant
- ER Errata / Erratum

Homologation valable dès le **01 JAN. 1985** en groupe **A**
Homologation valid as from _____ in group _____

Constructeur **B L CARS** Modèle et type **ROVER 3500**
Manufacturer _____ Model and type _____

Page ou ext. Page or ext.	Art. Art.	Description Description
	605	Final Drive Alternative Ratios
		(a) Hypoid (b) 2.64:1 (c) 37 x 14
		(a) Hypoid (b) 2.92:1 (c) 38 x 13
		(a) Hypoid (b) 3.08:1 (c) 37 x 12
		(a) Hypoid (b) 3.45:1 (c) 38 x 11
		(a) Hypoid (b) 3.7:1 (c) 37 x 10
		(a) Hypoid (b) 3.9:1 (c) 39 x 10
		(a) Hypoid (b) 4.1:1 (c) 41 x 10
		(a) Hypoid (b) 4.3:1 (c) 43 x 10
		(a) Hypoid (b) 4.55:1 (c) 41 x 9
		(a) Hypoid (b) 4.88:1 (c) 39 x 8
		(a) Hypoid (b) 5.38:1 (c) 43 x 8





FEDERATION INTERNATIONALE DU SPORT AUTOMOBILE

Homologation N°

A - 5078

Extension N°

21 - 04 ER

FICHE D'EXTENSION A L'HOMOLOGATION OFFICIELLE FISA
FORM OF EXTENSION TO THE OFFICIAL FISA HOMOLOGATION

- ES** Evolution sportive du type / Sporting evolution of the type
- ET** Evolution normale du type / Normal evolution of the type
- VF** Variante de fourniture / Supply variant
- VO** Variante option / Option variant
- ER** Errata / Erratum

Homologation valable dès le 01 MARS 1985 en groupe A
Homologation valid as from _____ in group _____

Constructeur BL cars Modèle et type rover 3500
Manufacturer _____ Model and type _____

Page ou ext. Page or ext.	Art. Art.	Description Description
------------------------------	--------------	----------------------------

19 - 03 ER

lire / read

au lieu de / instead of

327f

116.0 ± 0.4

110.6 ± 0.4

328g

116.0 ± 0.4

110.6 ± 0.4





FEDERATION INTERNATIONALE DU SPORT AUTOMOBILE

Homologation N°

A - 5078

Extension N°

22 - 01 VF

FICHE D'EXTENSION A L'HOMOLOGATION OFFICIELLE FISA
FORM OF EXTENSION TO THE OFFICIAL FISA HOMOLOGATION

ET Evolution normale du type: dès le numero de châssis
Normal evolution of the type: as from chassis number _____

VF Variante de fourniture / Supply variant

VO Variante option / Option variant

ER Errata / Erratum

Homologation valable dès le **01 AVR. 1985** en groupe **A**
Homologation valid as from _____ in group _____

Constructeur **BL CARS** Modèle et type **ROVER 3500**
Manufacturer _____ Model and type _____

Page ou ext. Page or ext.	Art. Art.	Description Description
PAGE 4	327 d	40 mm
	327 e	8.66 mm
PAGE 5	328 e	34.48 mm
	328 f	8.65 mm

These components and dimensions for factory reclaim purposes only, the customer having no choice.



[Handwritten signature]



FEDERATION INTERNATIONALE DU SPORT AUTOMOBILE

Homologation N°

A - 5078

Extension N°

23 - 17 VO

FICHE D'EXTENSION A L'HOMOLOGATION OFFICIELLE FISA
FORM OF EXTENSION TO THE OFFICIAL FISA HOMOLOGATION

VO Variante option / Option variant

Homologation valable dès le - 1 JUIN 1985 en groupe A
Homologation valid as from _____ in group _____

Constructeur de la voiture BL CARS Modèle et type ROVER 3500
Manufacturer of the car _____ Model and type _____

ARCEAU / CAGE DE SECURITE

ROLLBAR / ROLLCAGE

Arceau principal

Entretoise
longitudinale/diagonale
Longitudinal/diagonal
strut

Arceau avant

Main rollbar

Front rollbar

Fabricant de l'arceau
Rollbar manufacturer

Winfried Matter GmbH, Industriegebiet, D- 7523 Graben-Neudorf
Tel. 07255-5071 Telex: 7822215 mat d

Matériau

ALZn Mg 1 _____ ALZn Mg 1 _____ / _____ ALZn Mg 1 _____

Material

Diamètre extérieur

40 _____ mm 40 _____ mm / _____ mm 40 _____ mm

Exterior diameter

Epaisseur de paroi

3,5 _____ mm 3,5 _____ mm / _____ mm 3,5 _____ mm

Wall thickness

Limite élastique

29 _____ kg/mm² 29 _____ kg/mm² / _____ kg/mm² 29 _____ kg/mm²

Elastic limit

Résistance à la traction

35 _____ kg/mm² 35 _____ kg/mm² / _____ kg/mm² 35 _____ kg/mm²

Tensile strength

Poids total y-compris les fixations

35,0 _____ kg

Total weight including fixings

Arceau/cage complet(' e) hors de la voiture
Complete rollbar/rollcage outside the car

Santhoney



Nous attestons que le présent arceau / la présente cage de sécurité répond aux dispositions de l'Annexe J de la FIA, en particulier en ce qui concerne ses implantations, ses connexions et ses résistances aux contraintes.

We certify that the present rollbar/rollcage complies with the conditions of the FIA Appendix J, in particular with regard to its attachments, its connections and its stress resistances.

Signature du représentant du constructeur du véhicule
Signature of the car manufacturer representative

Santhoney

Marque
Make

BL CARS

Modèle
Model

ROVER 3500





N° Homol.

A - 5078

N° Ext.

23 - 17 V0

PHOTOS OU DESSINS DES FIXATIONS SUR LA COQUE :
PHOTOS OR DRAWINGS OF THE ATTACHMENTS ON THE BODY :



FIXATION PAR BOULONS
ATTACHMENT BY BOLTS





FEDERATION INTERNATIONALE DU SPORT AUTOMOBILE

A45078

Extension N°

24-18 VO

FICHE D'EXTENSION A L'HOMOLOGATION OFFICIELLE FISA
FORM OF EXTENSION TO THE OFFICIAL FISA HOMOLOGATION

- ES Evolution sportive du type / Sporting evolution of the type
- ET Evolution normale du type / Normal evolution of the type
- VF Variante de fourniture / Supply variant
- VO Variante option / Option variant
- ER Errata / Erratum


Homologation valable dès le - 1 JAN. 1986 en groupe A
Homologation valid as from _____ in group _____

Constructeur AUSTIN ROVER LTD / B L CARS Modèle et type ROVER 3500
Manufacturer _____ Model and type _____

Page ou ext. Page or ext.	Art. Art.	Description Description
	803	WATER COOLED BRAKES. tank capacity : 20L



TANK , PUMPS , INJECTORS.



HUB ASSEMBLY.

Signature
FEDERATION INTERNATIONALE
F.I.S.A.
DE L'AUTOMOBILE



FEDERATION INTERNATIONALE DU SPORT AUTOMOBILE

Homologation N°

A - 5078

Extension N°

25 - 05 ER

FICHE D'EXTENSION A L'HOMOLOGATION OFFICIELLE FISA
FORM OF EXTENSION TO THE OFFICIAL FISA HOMOLOGATION

- ES** Evolution sportive du type / Sporting evolution of the type
- ET** Evolution normale du type / Normal evolution of the type
- VF** Variante de fourniture / Supply variant
- VO** Variante option / Option variant
- ER** Errata / Erratum

Homologation valable dès le _____ en groupe _____
Homologation valid as from - 1 JAN. 1986 in group A

Constructeur B.L. CARS Modèle et type ROVER 3500
Manufacturer _____ Model and type _____

Page ou ext. Page or ext.	Art. Art.	Description Description
------------------------------	--------------	----------------------------

09 - 08 VO

THIS ERRATUM CANCELS PHOTO X1 ALONG WITH THE ACCOMPANYING TEXT.



[Handwritten signature]



FEDERATION INTERNATIONALE DU SPORT AUTOMOBILE

Homologation N°

A 5078

Extension N°

26 - 01 ES

FICHE D'EXTENSION A L'HOMOLOGATION OFFICIELLE FISA
FORM OF EXTENSION TO THE OFFICIAL FISA HOMOLOGATION

- ES Evolution sportive du type / Sporting evolution of the type
- ET Evolution normale du type / Normal evolution of the type
- VF Variante de fourniture / Supply variant
- VO Variante option / Option variant
- ER Errata / Erratum

Homologation valable dès le - 1 MARS 1986 en groupe
Homologation valid as from _____ in group A

Constructeur AUSTIN ROVER GROUP LTD Modèle et type ROVER 3500
Manufacturer _____ Model and type _____

Page ou ext. Page or ext.	Art. Art.	Description Description
77	104	MATERIAL OF BODY - BODYWORK UNCHANGED EXCEPT FOR PLASTIC FRONT SPOILER. PHOTO P2 AND Q2
	324	<u>FUEL INJECTION</u>
	d	EFFECTIVE DIMENSION OF THROTTLE 65.05 mm INTERNAL DIAMETER AT BUTTERFLYS x 2 PHOTO R2 S2 T2 U2



John H. Young

Marque AUSTIN ROVER GROUP Modèle ROVER 3500
Make AUSTIN ROVER GROUP Model ROVER 3500

N° Homol. A-5078

PHOTOS / PHOTOS


N° Ext. 26-01ES




P2




Q2




R2



S2



T2



U2





FEDERATION INTERNATIONALE DU SPORT AUTOMOBILE

Homologation N°

A - 5078

Extension N°

27 - 02 VF

FICHE D'EXTENSION A L'HOMOLOGATION OFFICIELLE FISA
FORM OF EXTENSION TO THE OFFICIAL FISA HOMOLOGATION

- ES Evolution sportive du type / Sporting evolution of the type
- ET Evolution normale du type / Normal evolution of the type
- VF Variante de fourniture / Supply variant
- VO Variante option / Option variant
- ER Errata / Erratum

Homologation valable dès le - 1 AVR. 1986 en groupe A
Homologation valid as from _____ in group _____


Constructeur AUSTIN ROVER GROUP Modèle et type ROVER 3500
Manufacturer _____ Model and type _____

Page ou ext. Page or ext.	Art. Art.	Description Description
------------------------------	--------------	----------------------------

	902 e	Rear spoiler - previous dimensions and shape unchanged
--	-------	--

Self supported plastic used to enable body
body colour optional extra

Photo X2



[Signature]

Marque

Make AUSTIN ROVER GROUP

Modèle

Model ROVER 3500






N° Homol. A 5078

PHOTOS / PHOTOS

N° Ext. 27-02 VF



X2





FEDERATION INTERNATIONALE DU SPORT AUTOMOBILE

Homologation N°

A 5078

Extension N°

28 - 19 VO

FICHE D'EXTENSION A L'HOMOLOGATION OFFICIELLE FISA
FORM OF EXTENSION TO THE OFFICIAL FISA HOMOLOGATION

- ES Evolution sportive du type / Sporting evolution of the type
- ET Evolution normale du type / Normal evolution of the type
- VF Variante de fourniture / Supply variant
- VO Variante option / Option variant
- ER Errata / Erratum

Homologation valable dès le
Homologation valid as from

- 1 AVR. 1986

en groupe
in group

A

Constructeur
Manufacturer AUSTIN ROVER GROUP

Modèle et type
Model and type ROVER 3500

Page ou ext. Page or ext.	Art. Art.		Avant / Front	Arrière / Rear
	Photo R2	e) Nombre de cylindres par roue: Number of cylinders per wheel:	ONE	FOUR
	Photo S2	e1) Alésage Bore	44.50 mm	32 mm
		f) Freins à tambours: Drum brakes:		
		(1) Diamètre intérieur Interior diameter	mm (± 1.5 mm)	mm (± 1.5 mm)
		(2) Nombre de mâchoires par roue. Number of shoes per wheel		
		(3) Surface de freinage Braking surface	cm ²	cm ²
		(4) Largeur des garnitures Width of the shoes	mm	mm
		g) Freins à disques: Disc brakes:		
		g1) Nombre de sabots par roue Number of pads per wheel	4	2
		g2) Nombre d'étriers par roue Number of calipers per wheel	1	1
		g3) Matériau des étriers Caliper material		
		g4) Épaisseur maximale du disque Maximum disc thickness	Magnesium/AL	Magnesium/AL
		g5) Diamètre extérieur du disque Exterior diameter of the disc	10 mm	21 mm
		g6) Diamètre extérieur de frottement des sabots Exterior diameter of the shoe's rubbing surface	322 mm (± 1 mm)	288 mm (± 1 mm)
		g7) Diamètre intérieur de frottement des sabots Interior diameter of the shoe's rubbing surface	322 mm	286 mm
		g8) Longueur hors-tout des sabots. Overall length of the shoes	234 mm	198 mm
		g9) Disques ventilés. Ventilated	105 mm	131 mm
		g10) Surface de freinage par roue Braking surface per wheel	yes/no 1537.12 cm ²	yes/no 669 cm ²



Signature


Marque
Make AUSTIN ROVER GROUP

Modèle
Model ROVER 3500


N° Homol. A 5078

PHOTOS / PHOTOS





N° Ext. 28 - 19 V0



R2



P2





FEDERATION INTERNATIONALE DU SPORT AUTOMOBILE

Homologation N°

A 5078

Extension N°

29 - 20 VO

FICHE D'EXTENSION A L'HOMOLOGATION OFFICIELLE FISA
FORM OF EXTENSION TO THE OFFICIAL FISA HOMOLOGATION

- ES Evolution sportive du type / Sporting evolution of the type
- ET Evolution normale du type / Normal evolution of the type
- VF Variante de fourniture / Supply variant
- VO Variante option / Option variant
- ER Errata / Erratum

- 1 AVR. 1986

Homologation valable dès le
Homologation valid as from

en groupe
in group

A

Constructeur
Manufacturer

AUSTIN ROVER GROUP

Modèle et type
Model and type

ROVER 3500

Page ou ext. Page or ext.	Art. Art.	Description Description	
	605	Reinforced rear axle assembly	Photo T2
	606	Reinforced propeller shaft	Photo U2
	7	Rear anti roll bar	Photo V2
	803	Pedal box assembly	Photo W2



Edouard Houng

Marque

Make AUSTIN ROVER GROUP


Modèle

Modèle ROVER 3500


N° Homol. A 5078

PHOTOS / PHOTOS


N° Ext. 29 - 20 VO




T2





U2



v2



W2





FEDERATION INTERNATIONALE DU SPORT AUTOMOBILE

Homologation N°

A 5078

Extension N°

30 - 21 VO

FICHE D'EXTENSION A L'HOMOLOGATION OFFICIELLE FISA
FORM OF EXTENSION TO THE OFFICIAL FISA HOMOLOGATION

- ES Evolution sportive du type / Sporting evolution of the type
- ET Evolution normale du type / Normal evolution of the type
- VF Variante de fourniture / Supply variant
- VO Variante option / Option variant
- ER Errata / Erratum

Homologation valable dès le
Homologation valid as from

- 1 JAN. 1987

en groupe
in group

A

Constructeur
Manufacturer AUSTIN ROVER GROUP

Modèle et type
Model and type ROVER 3500

Page ou ext. Page or ext.	Art. Art.		Avant / Front
	Photo X2	e) Nombre de cylindres par roue: Number of cylinders per wheel: e1) Alésage Bore f) Freins à tambours: Drum brakes: f1) Diamètre intérieur Interior diameter f2) Nombre de mâchoires par roue. Number of shoes per wheel f3) Surface de freinage Braking surface f4) Largeur des garnitures Width of the shoes g) Freins à disques: Disc brakes: g1) Nombre de sabots par roue Number of pads per wheel g2) Nombre de étriers par roue Number of calipers per wheel	TWO (2) 31.75 / 35.0 _____ mm _____ mm (± 1.5 mm) _____ cm _____ mm 4 1
		g3) Matériau des étriers Caliper material g4) Epaisseur maximale du disque Maximum disc thickness g5) Diamètre extérieur du disque Exterior diameter of the disc g6) Diamètre extérieur de frottement des sabots Exterior diameter of the shoe's rubbing surface g7) Diamètre intérieur de frottement des sabots Interior diameter of the shoe's rubbing surface g8) Longueur hors-tout des sabots Overall length of the shoes g9) Disques ventilés Ventilated disc g10) Surface de freinage par roue Braking surface per wheel	AV / Front Magnesium/AL 10 _____ mm 322 _____ mm (± 1 mm) 322 _____ mm 234 _____ mm 119 _____ mm oui/non yes/no 768.5 _____ cm



Signature

74


Marque
Make AUSTIN ROVER GROUP

Modèle
Model ROVER 3500






N° Homol. A 5078

PHOTOS / PHOTOS

N° Ext. 30 - 21 V0



X2





FEDERATION INTERNATIONALE DU SPORT AUTOMOBILE

Homologation N°

A - 5078

Extension N°

31 - 06 ER

FICHE D'EXTENSION A L'HOMOLOGATION OFFICIELLE FISA
FORM OF EXTENSION TO THE OFFICIAL FISA HOMOLOGATION

- ES** Evolution sportive du type / Sporting evolution of the type
- ET** Evolution normale du type / Normal evolution of the type
- VF** Variante de fourniture / Supply variant
- VO** Variante option / Option variant
- ER** Errata / Erratum

Homologation valable dès le -1 DEC. 1986 en groupe A
Homologation valid as from _____ in group _____

Constructeur BL CARS Modèle et type ROVER 3500
Manufacturer _____ Model and type _____

Page ou ext. Page or ext.	Art. Art.	Description Description
------------------------------	--------------	----------------------------

Cet Errata annule l'extension **27 - 02 VF**
This Erratum cancels the extension

