

F.I.A. Recognition No. 5113

Group L



# ROYAL AUTOMOBILE CLUB

31, Belgrave Square, London, S.W.1

Form of recognition in accordance with appendix J to the International Sporting Code of the  
FEDERATION INTERNATIONALE DE L'AUTOMOBILE

Cylinder-capacity 1296 cm.<sup>3</sup> 79.2 in.<sup>3</sup>

Manufacturer Standard Triumph Motor Co Ltd Model Triumph 1300

Serial No. of chassis/body RD 1 onwards Manufacturer Standard Triumph Motor Co. Ltd.,

Serial No. of engine RD 1 HE onwards. Manufacturer Standard Triumph Motor Co. Ltd.,

Recognition is valid from..... List .....

The manufacturing of the model described in this recognition form started on August 1965

and the minimum production of 5000 identical cars, in accordance with the specifications of

this form was reached on April 29th 1966

Photograph A,  $\frac{3}{4}$  view of car from front



F.I.A. Stamp




R.A.C. Stamp


B




C




D




E




F



G




H




I




J



K




L




M




N



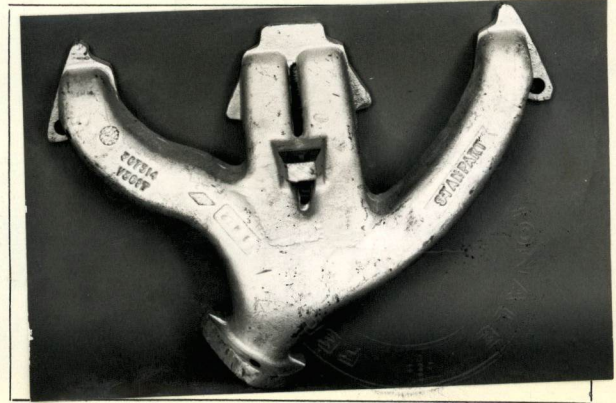
O



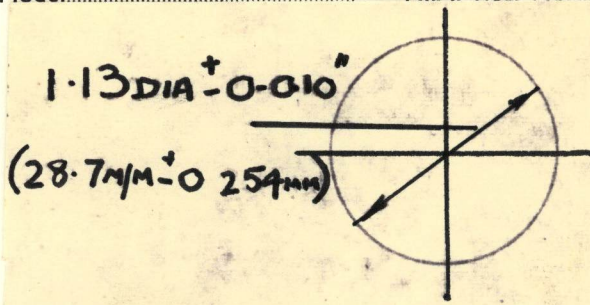
P



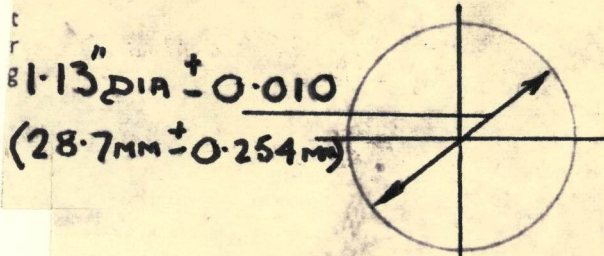
Q



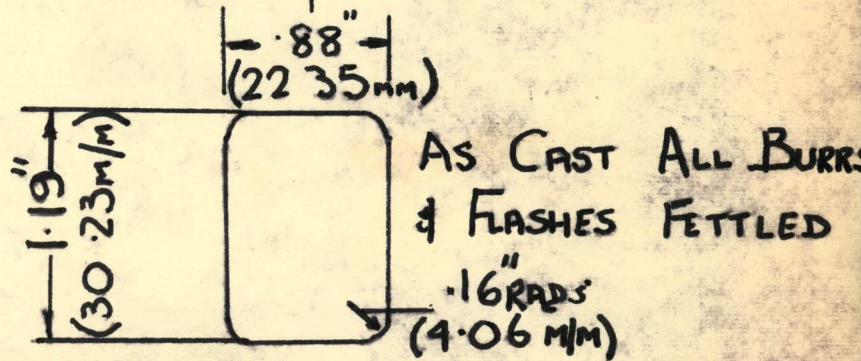
Drawing inlet manifold ports, side of cylinderhead. Indicate scale or dimensions and manufacturing tolerance.




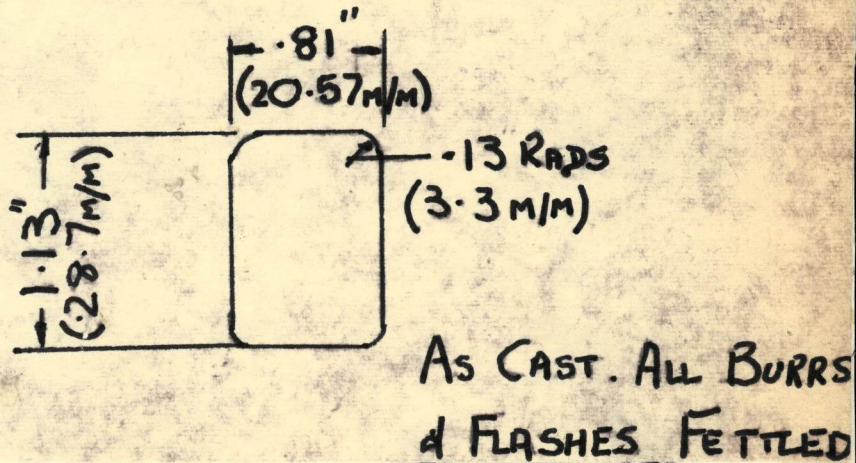
Drawing of entrance to inlet port of cylinderhead. Indicate scale or dimensions and manufacturing tolerance.



Drawing of exhaust manifold ports, side of cylinderhead. Indicate scale or dimensions and manufacturing tolerance.



Drawing of exit to exhaust port of cylinderhead. Indicate scale or dimensions and manufacturing tolerance.





**NOTE 1.**

All dimensions must be given in two measuring systems, see Note 3.

**CAPACITIES AND DIMENSIONS**

- |                |               |     |        |        |
|----------------|---------------|-----|--------|--------|
| 1. Wheelbase   | 2454          | mm. | 96.625 | inches |
| 2. Front track |               |     |        |        |
|                | 3. Rear track |     |        |        |



- |  |       |       |       |                  |
|--|-------|-------|-------|------------------|
| 4. Overall length of the car   | 393.7 | cm.   | 155   | inches           |
| 5. Overall width of the car  | 156.8 | cm.   | 61.75 | inches           |
| 6. Overall height of the car   | 132.7 | cm.   | 54    | inches           |
| 7. Capacity of fuel tank (reserve included)  |       |       |       |                  |
|  | 53.4  | ltrs. | 14.1  | gall. U.S. 11.75 |
|  |       |       |       | gall. Imp.       |
| 8. Seating Capacity.   |       |       |       |                  |
| 9. Weight. Total weight of the car with normal equipment, water, oil, and spare wheel but without fuel or repair tools : |       |       |       |                  |
|  | 857.3 | kg.   | 1890  | lbs. 16-3-14     |
|  |       |       |       | cwts.            |

**NOTE 2.**

Differences in track caused by the use of other wheels with different rim widths must be stated when recognition is requested for the wheels concerned. Specify ground clearance in relation to the track and give drawing of two easily recognisable points at front and rear at which measurements are taken. These ground clearance dimensions are only for information when checking the track and can in no way affect the eligibility of the car.

**NOTE 3.**

**CONVERSION TABLE**

1 inch/pouce	— 2.54	cm.	1 quart US	— 0.9464	ltrs.
1 foot/pied	— 30.4794	cm.	1 pint (pt)	— 0.568	ltrs.
1 sq. inch/pouce carre	— 6.452	cm. <sup>2</sup>	1 gallon Imp.	— 4.546	ltrs.
1 cubic inch/pouce cube	— 16.387	cm. <sup>3</sup>	1 gallon US	— 3.785	ltrs.
1 pound/livre (lb)	— 453.593	gr.	1 hundred weight (cwt.)	— 50.802	kg.



**CHASSIS AND COACHWORK** (Photographs A, B and C)

- 20. Chassis/body construction: ~~separate~~ unitary construction
- 21. Unitary construction, material(s) **Steel**
- 22. Separate construction, Material(s) of chassis
- 23. Material(s) of coachwork **Steel**
- 24. Number of doors **4** Material(s) **Steel**
- 25. Material(s) of bonnet **Steel**
- 26. Material(s) of boot lid **Steel**
- 27. Material(s) of rear-window **Glass**
- 28. Material(s) of windscreen **Glass**
- 29. Material(s) of front-door windows **Glass**
- 30. Material(s) of rear-door windows **Glass**
- 31. Sliding system of door windows **Remote winder**
- 32. Material(s) of rear-quarter light **Glass**

**ACCESSORIES AND UPHOLSTERY**

- 38. Interior heating : yes — ~~no~~
- 39. Air conditioning : ~~yes~~ — no
- 40. Ventilation : yes — ~~no~~
- 41. Front seats, type of seat and upholstery **Divided/Ambla**
- 42. Weight of front seat(s), complete with supports and rails, out of the car :  

(two seats)	20.412 kg.	45 lbs.
-------------	------------	---------
- 43. Rear seats, type of seat and upholstery **BENCH Ambla**
- 44. Front bumper, material(s) **Steel** Weight **3.856** kg. **8.5** lbs.
- 45. Rear bumper, material(s) Weight **4.082** kg. **9** lbs.

**WHEELS**

- 50. Type **Steel disc**
- 51. Weight (per wheel, without tyre) **8.392** kg. **18.5** lbs.
- 52. Method of attachment **Four stud**
- 53. Rim diameter **330** mm. **13** ins. 54. Rim width **101.6** mm **4** ins.

**STEERING**

- 60. Type **Rack and pinion**
- 61. Servo-assistance : ~~yes~~ — no
- 62. Number of turns of steering wheel from lock to lock **3 1/4**
- 63. In case of servo-assistance **N.A.**



**SUSPENSION**

- 70. Front suspension (photograph D), type **Independent**
- 71. Type of spring **Coil**
- 72. Stabiliser (if fitted)
- 73. Number of shock absorbers **Two**      74. Type **Telescopic**
- 78. Rear suspension (photograph E), type **Semi-trailing arms.**
- 79. Type of spring **Coil**
- 80. Stabiliser (if fitted)
- 81. Number of shock absorbers **Two**      82. Type **Telescopic**

**BRAKES** (photographs F and G)

- 90. Method of operation **Hydraulic**
- 91. Servo-assistance (if fitted), type
- 92. Number of hydraulic master cylinders **One**


	2	FRONT	1	REAR
93. Number of cylinders per wheel				
94. Bore of wheel cylinder(s)	48	mm. 1.893 inches	17.8	mm. .70 inches

**Drum Brakes**

95. Inside diameter		mm.	inches	203	mm.	8	inches
96. Length of brake linings		mm.	inches	194	mm.	7.65	inches
97. Width of brake linings		mm.	inches	31.8	mm.	1.25	inches
98. Number of shoes per brake				<b>Two</b>			
99. Total area per brake		mm. <sup>2</sup>	sq. in.	12.250	mm. <sup>2</sup>	19	sq. in.

**Disc Brakes**

100. Outside diameter	222.5	mm.	8.75	inches			
101. Thickness of disc	9.53	mm.	.375	inches			
102. Length of brake linings	59.1	mm.	2.33	inches			
103. Width of brake linings	42.9	mm.	1.69	inches			
104. Number of pads per brake			<b>Two</b>				
105. Total area per brake	4820	mm. <sup>2</sup>	7.5	sq. in.			



**ENGINE** (photographs J and K)

130. Cycle **Four stroke** 131. Number of cylinders **Four**
132. Cylinder Arrangement **4- in line**
133. Bore **73.7** mm. **2.9** in. 134. Stroke **76** mm. **2.99** in.
135. Capacity per cylinder **324** cm.<sup>3</sup> **19.8** cu. in.
136. Total cylinder capacity **1296** cm.<sup>3</sup> **79.2** cu. in.
137. Material(s) of cylinder block **Cast iron** 138. Material(s) of sleeves (if fitted)
139. Cylinder head, material(s) **Cast iron** Number fitted **One**
140. Number of inlet ports **Four** 141. Number of exhaust ports **Four**
142. Compression ratio **8.5 :1**
143. Volume of one combustion chamber **36.7** cm.<sup>3</sup> **2.241** cu. in.
144. Piston, material **Alu. alloy** 145. Number of rings **3**
146. Distance from gudgeon pin centre line to highest point of piston crown **38.4** mm. **1.512** in.
147. Crankshaft: ~~moulded~~/stamped 148. Type of crankshaft: integral/~~xxxxxx~~
149. Number of crankshaft main bearings **3**
150. Material of bearing cap **Cast iron**
151. System of lubrication: ~~dry sump~~ oil in sump
152. Capacity, lubricant **3.56** ltrs. **6.25** pts. **3.76** quarts U.S.
153. Oil cooler: ~~yes~~/no 154. Method of engine cooling **Water.**
155. Capacity of cooling system **3.56** ltrs. **6.25** pts. **3.76** quarts U.S.
156. Cooling fan (if fitted) dia. **31.75** cm. **12.5** in.
157. Number of blades of cooling fan **Four**

**Bearings**

158. Crankshaft main, type **Shell. Lead indium** dia. **50.838** m.m. **2.002** in.
159. Connecting rod big end, type **Shell. Lead indium** dia. **41.308** m.m. **1.626** in.

**Weights**

160. Flywheel (clean) **5.443** kg **12** lbs.
161. Flywheel with clutch (all turning parts) **3.856** kg **8.5** lbs.
162. Crankshaft **10.886** kg. **24** lbs. 163. Connecting rod **0.663** kg. **1.462** lbs.
164. Piston with rings and pin **0.422** kg. **0.905** lbs.



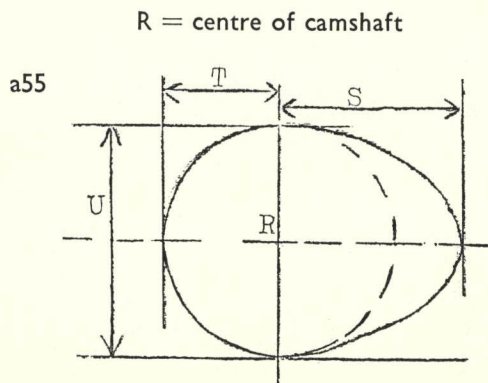


**ENGINE ACCESSORIES**

230. Fuel pump : mechanical ~~and/or electrical~~
231. No. fitted **One**
232. Type of ignition system **Coil**      233. No. of distributors **One**
234. No. of ignition coils **One**      235. No. of spark plugs per cylinder **One**
236. Generator, type : dynamo/~~alternator~~—number fitted **One**
237. Method of drive **Vee belt**
238. Voltage of generator **12 nominal** volts
239. Battery, number **One**
240. Location **Under bonnet**
241. Voltage of battery **12** volts

**ENGINE AND CAR PERFORMANCES** (as declared by manufacturer in catalogue)

250. Max. engine output **61** (type of horsepower: **Nett b.h.p.** ) at **5000** r.p.m.
251. Max. r.p.m. **5520** output at that figure **Not quoted as not sustained.**
252. Max. torque **875 lb. in.** at **3000** r.p.m.
253. Max. speed of the car **137** km./hour **85** miles/hour




**Inlet cam**

S =	19.22	mm.	.757	inches
T =	13.72	mm.	.540	inches
U =	27.46	mm.	1.081	inches

**Exhaust cam**

S =	32.97	mm.	1.298	inches
T =	13.72	mm.	.540	inches
U =	27.46	mm.	1.081	inches



**DRIVE TRAIN**

**CLUTCH**

260. Type of clutch **Diaphragm spring** 261. No. of plates **One**
262. Dia. of clutch plates **16.5** cm. **6.5** ins.
263. Dia. of linings, inside **11.5** cm. **4.50** ins.
- outside **16.5** cm. **6.5** ins.
264. Method of operating clutch **Hydraulic**

**GEAR BOX** (photograph H)

270. Manual type, make **Standard Triumph** Method of operation **Manual**
271. No. of gear-box ratios forward **four** 272. Synchronized forward ratios **1, 2, 3, & 4.**
273. Location of gear-shift **Central**
274. Automatic, make \_\_\_\_\_ type
275. No. of forward ratios \_\_\_\_\_ 276. Location of gear shift \_\_\_\_\_

277.	Manual		Automatic		Alternative manual/automatic			
	Ratio	No. teeth	Ratio	No. teeth	Ratio	No. teeth	Ratio	No. teeth
1	3.40:1	$\frac{29}{16} \times \frac{30}{16}$						
2	2.16:1	$\frac{29}{16} \times \frac{25}{21}$						
3	1.45:1	$\frac{29}{16} \times \frac{20}{25}$						
4								
5	1.06:1	$\frac{17}{16}$						
6								
reverse	3.99:1	$\frac{47}{16} \times \frac{38}{28}$						

278. Overdrive, type \_\_\_\_\_
279. Forward gears on which overdrive can be selected \_\_\_\_\_
280. Overdrive ratio \_\_\_\_\_

**FINAL DRIVE**

290. Type of final drive **Hypoid**
292. Type of limited slip differential (if fitted) \_\_\_\_\_
293. Final drive ratio **4.11:1**
291. Type of differential **Bevel**
- Number of teeth **37 x 9**



Make Triumph

Model 1300

F.I.A. Rec. No. 5793

**IMPORTANT**—The conformity of the car with the following items of the present recognition form is to be disregarded during the scrutineering, when the vehicle has been entered in group 2 (Touring cars) or 3 (Grand Touring cars) : 41, 72, 80, 91, 142, 143, 144, 145, 146, 153, 156, 157, 160, 161, 162, 163, 164, 182, 186, 187, 188, 189, 201, 202, 203, 212, 213, 215, 216 222, 225, 230, 250, 251, 252, 253, 255 photographs I, M and N and page 4.

During the scrutineering of cars entered in group 4 (Sportscars) only the following items of the present recognition form are to be taken into consideration : 1, 2, 3, 9, 20, 21, 22, 23, 24, 25, 26, 70, 71, 78, 79, 90, 130, 131, 132, 133, 134, 135, 136, 137, 138, 139, 140, 141, 147, 148, 149, 150, 158, 159, 170, 171, 172, 173, 185, 200, 270, 271, 274, 275, 290, 291, 292 and photographs A, B, D, E, F, G, H, J, K and O.

The vehicle described in this form has been subject to the following amendments :

on <u>1st April</u>	19 <u>67</u>	rec. no. <u>S113/ET</u>	List <u>16/1</u>	on.....	19.....	rec. no.....	List.....
on.....	19.....	rec. no.....	List.....	on.....	19.....	rec. no.....	List.....
on.....	19.....	rec. no.....	List.....	on.....	19.....	rec. no.....	List.....
on.....	19.....	rec. no.....	List.....	on.....	19.....	rec. no.....	List.....
on.....	19.....	rec. no.....	List.....	on.....	19.....	rec. no.....	List.....

Optional equipment affecting preceding information. This to be stated together with reference number.





MOTOR SPORT DIVISION  
The Royal Automobile Club,  
31 Belgrave Square, London, S.W.1

Manufacturer Standard Triumph Motor Co

Model TRIUMPH 1300 (Saloon)

F.I.A. Recognition No. 5113 1/ET

Amendment No. 1

Amendment to Form of Recognition

FEDERATION INTERNATIONALE DE L'AUTOMOBILE

No.

Reference No.

EVOLUTION



PISTON CHANGE FROM ENGINE No.R.D.19477HE.

REPLACING PHOTOGRAPH "M" PAGE 3.

144, PISTON MATERIAL, = ALUM ALLOY.

145, NUMBER OF RINGS, = 3.

164, WEIGHT OF PISTON WITH RINGS & PIN,

= .397 Kgs .875 lbs.

Date amendment is valid from

1st April 1967  
List 16/1

*Hubert...*

