



FEDERATION INTERNATIONALE DU SPORT AUTOMOBILE

Homologation N°

A-5079

Groupe **A/B**
Group

FICHE D'HOMOLOGATION CONFORME A L'ANNEXE J DU CODE SPORTIF INTERNATIONAL
HOMOLOGATION FORM IN ACCORDANCE WITH APPENDIX J OF THE INTERNATIONAL SPORTING CODE

Homologation valable à partir du 01 OCT. 1982 en groupe A
Homologation valid as from _____ in group _____

Photo A



Photo B



1. DEFINITIONS / DEFINITIONS

101. Constructeur B L CARS
Manufacturer _____


102. Dénomination(s) commerciale(s) — Modèle et type M G METRO
Commercial name(s) — Type and model _____

103. Cylindrée totale 1274 cm³
Cylinder capacity _____

104. Mode de construction séparée, matériau du châssis
Type of car construction separate, material of chassis
 monocoque unitary construction MATERIAL OF BODY - STEEL

105. Nombre de volumes TWO
Number of volumes _____

106. Nombre de places FOUR
Number of places _____



Marque B L CARS Modèle M G METRO N° Homol. A-5079
 Make _____ Model _____

2. DIMENSIONS, POIDS / DIMENSIONS, WEIGHT

202. Longueur hors-tout 3404 mm ± 1%
 Overall length _____

203. Largeur hors-tout 1619 mm ± 1% Endroit de la mesure REAR BUMPER
 Overall width _____ Where measured _____

204. Largeur de la carrosserie: a) A la hauteur de l'axe AV 1562 mm ± 1%
 Width of bodywork: At front axle _____
 b) A la hauteur de l'axe AR 1549 mm ± 1%
 At rear axle _____

206. Empattement: a) Droit 2251 mm ± 1% b) Gauche: 2251 mm ± 1%
 Wheelbase: Right _____ Left: _____

209. Porte-à-faux: a) AV: 606 mm ± 1% b) AR: 547 mm ± 1%
 Overhang: Front: _____ Rear: _____

210. Distance «G» (volant — paroi de séparation AR) 1524 mm ± 1%
 Distance «G» (steering wheel — rear bulkhead) _____

3. MOTEUR / ENGINE: (En cas de moteur rotatif, voir Article 335 sur fiche complémentaire).
 (In case of rotative engine, see Article 335 on complementary form).

301. Emplacement et position du moteur: FRONT - TRANSVERSE - VERTICAL
 Location and position of the engine: _____


303. Cycle FOUR STROKE
 Cycle _____

304. Suralimentation oui/non; type NO
 Supercharging yes/no; type _____
 (En cas de suralimentation, voir également l'Article 334 sur fiche complémentaire)
 (In case of supercharging, see also Article 334 on complementary form)

305. Nombre et disposition des cylindres FOUR IN LINE
 Number and layout of the cylinders _____

306. Mode de refroidissement LIQUID
 Cooling system _____

307. Cylindrée: a) Unitaire 318.5 cm³ b) Totale 1274 cm³
 Cylinder capacity: a) Unitary _____ b) Total _____
 c) Totale maximum autorisée*: _____ *(Cette indication n'est pas à considérer en Gr. N)
 c) Maximum total allowed*: 1296 cm³ *(This indication is not to be considered in Gr. N)



Marque B L CARS Modèle M G METRO N° Homol. A-5079
Make _____ Model _____

312. Matériau du bloc-cylindres CAST IRON
Cylinder block material _____

313. Chemises: NON/non c) Type: _____
Sleeves: yes/no Type: _____

314. Alésage 70.62
Bore _____ mm

315. Alésage maximum autorisé 71.22 (Cette indication n'est pas à considérer en Gr N)
Maximum bore allowed _____ mm (This indication is not to be considered in Gr N)

316. Course 81.30
Stroke _____ mm


318. Bielle: a) Matériau STEEL b) Type de la tête de bielle SMOOTH - DIVIDED
Connecting rod: Material _____ Big end type _____
c) Diamètre intérieur de la tête de bielle (sans coussinets): 48.15 mm $\pm 0,1\%$
Interior diameter of the big end (without bearings): _____
d) Longueur entre axes: 146.05 mm ($\pm 0,1$ mm) e) Poids minimum: 640 g
Length between the axes: _____ Minimum weight: _____

319. Vilebrequin: a) Type de construction STAMPED ONE PIECE
Crankshaft: Type of manufacture _____
b) Matériau STEEL
Material _____
c) coulé estampé d) Nombre de paliers THREE
 moulded stamped Number of bearings _____
e) Type de paliers SMOOTH SHELL
Type of bearings _____
f) Diamètre des paliers 44.45 mm $\pm 0,2\%$
Diameter of bearings _____
g) Matériau des chapeaux des paliers STEEL
Bearing caps material _____
h) Poids minimum du vilebrequin nu 11430 g
Minimum weight of the bare crankshaft _____

320. Voïant moteur: a) Matériau STEEL
Flywheel: Material _____
b) Poids minimum avec couronne de démarreur 4100 g
Minimum weight of the flywheel with starter ring _____

321. Culasse: a) Nombre de culasses ONE b) Matériau IRON
Cylinderhead: Number of cylinderheads _____ Material _____

323. Alimentation par carburateur(s): a) Nombre de carburateurs ONE
Fuel feed by carburettor(s): Number of carburators _____
b) Type SEMI DOWN DRAUGHT c) Marque et modèle S.U. H.I.F.
Type _____ Make and model _____



Marque B L CARS Modèle M G METRO N° Homol. A-5079
 Make _____ Model _____

- d) Nombre de passages de gaz par carburateur
 Number of mixture passages per carburettor ONE
- e) Diamètre maximum de la tubulure de gaz à la sortie du carburateur
 Maximum diameter of the flange hole of the carburettor exit port 44.5 mm
- f) Diamètre du diffuseur au point d'étranglement maximum
 Diameter of the venturi at the narrowest point 44 mm

324. Alimentation par injection:

Fuel feed by injection:

a) Marque: -
 Manufacturer: _____

b) Modèle du système d'injection: NONE
 Model of injection system: _____

c) Mode de dosage du carburant: mécanique électronique hydraulique
 Kind of fuel measurement: mechanical electronical hydraulical

c1) Plongeur oui/non c2) Mesure du volume d'air oui/non
 Piston pump yes/no Measurement of air volume yes/no

c3) Mesure de la masse d'air oui/non c4) Mesure de la vitesse de l'air oui/non
 Measurement of air mass yes/no Measurement of air speed yes/no

c5) Mesure de la pression d'air oui/non Quelle est la pression de réglage?
 Measurement of air pressure yes/no Which pressure is taken for measurement? _____ bars

d) Dimensions effectives du point de mesure au(x) papillon(s) ou au(x) tiroir(s) d'étranglement
 Effective dimensions of measure position in the throttle area _____ mm

e) Nombre des sorties effectives de carburant
 Number of effective fuel outlets _____

f) Position des soupapes d'injection: Canal d'admission Culasse
 Position of injection valves: Inlet manifold Cylinderhead

g) Parties du système d'injection servant au dosage du carburant
 Statement of fuel measuring parts of injection system _____

325. Arbre à cames: a) Nombre ONE b) Emplacement CYLINDER BLOCK
Camshaft: Number _____ Location _____

c) Système d'entraînement CHAIN/WHEELS d) Nombre de paliers par arbre THREE
 Driving system _____ Number of bearings for each shaft _____

f) Système de commande des soupapes PUSH ROD/ROCKER
 Type of valve operation _____


326. Distribution: e) Levée maximum des soupapes Admission 8.5 Echappement 8.5
Timing: Maximum valve lift Inlet 8.5 mm Exhaust 8.5 mm
 avec jeu de 0.53 mm with clearance 0.53 mm

327. Admission: a) Matériau du collecteur ALUMINIUM
Inlet: Material of the manifold _____

b) Nombre d'éléments du collecteur ONE c) Nombre de soupapes par cylindre ONE
 Number of manifold elements _____ Number of valves per cylinder _____

d) Diamètre maximum des soupapes 35.9 mm e) Diamètre de la tige de soupape 7.1 + 0 - .25 mm
 Maximum diameter of the valves _____ Diameter of the valve stem _____

f) Longueur de la soupape 90.6 + .4 mm g) Type des ressorts de soupape COIL
 Length of the valve _____ Type of valve springs _____



Marque B L CARS Modèle M G METRO N° Homol. A-5079
Make _____ Model _____

328. **Echappement:** a) Matériau du collecteur CAST IRON
Exhaust: Material of the manifold _____
b) Nombre d'éléments du collecteur ONE d) Nombre de soupapes par cylindre ONE
Number of manifold elements _____ Number of valves per cylinder _____
e) Diamètre maximum des soupapes 29.6 f) Diamètre de la tige de soupape + 0
Maximum diameter of the valves _____ mm Diameter of the valve stem 7.1 - .25 mm
g) Longueur de la soupape 90.6 + .4 h) Type des ressorts de soupape COIL
Length of the valve _____ mm Type of valve springs _____

330. **Système d'allumage:** a) Type H.T. BATTERY
Ignition system: Type _____
b) Nombre de bougies par cylindre ONE c) Nombre de distributeurs ONE
Number of plugs per cylinder _____ Number of distributors _____

333. **Système de lubrification:** a) Type COMPARTMENTED
Lubrication system: Type WET SUMP b) Nombre de pompes à huile ONE
Number of oil pumps _____

4. CIRCUIT DE CARBURANT / FUEL CIRCUIT

401. **Réservoir:** a) Nombre ONE b) Emplacement REAR UNDERSIDE
Fuel tank: Number _____ Location _____
c) Matériau STEEL d) Capacité maximum 31.82 L
Material _____ Maximum capacity _____


5. EQUIPEMENT ELECTRIQUE / ELECTRICAL EQUIPEMENT

501. **Batterie(s):** a) Nombre ONE
Battery(ies): Number _____

6. TRANSMISSION / DRIVE

601. **Roues motrices:** avant arrière
Driving wheels: front rear

602. **Embrayage:** b) Système de commande HYDRAULIC
Clutch: Drive system _____
c) Nombre de disques ONE
Number of plates _____



Marque B L CARS Modèle M G METRO N° Homol. A-5079
 Make _____ Model _____

603. Boîte de vitesses: a) Emplacement UNDER ENGINE
 Gear-box: Location _____

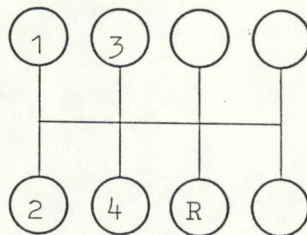
b) Marque «manuelle» B L CARS c) Marque «automatique» AUTOMOTIVE PRODUCTS
 «Manual» make _____ «Automatic» make _____

d) Emplacement de la commande CENTRE FLOOR - REMOTE CONTROL
 Location of the gear lever _____

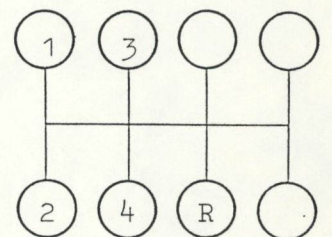
e) Rappports Ratios

	Manuelle / Manual			Automatique / Automatic			B.V. suppl. / Additional G.B.		
	rappports ratio	nombre de dents/ number of teeth	synchro.	rappports ratio	nombre de dents/ number of teeth	synchro.	rappports ratio	nombre de dents/ number of teeth	synchro.
1	3.52	31 X 15	X	2.690			2.31	31 X 14	X
2	2.21	26 X 20	X	1.845			1.56	27 X 18	X
3	1.43	21 X 25	X	1.460			1.19	25 X 22	X
4	1.00	-	X				1.00	-	X
5	-	-					-	-	
AR/R	3.54	17 X 15 33 X 18		2.690			2.16	17 X 14 31 X 18	
Constante									
Constant.	1.7	29 X 17					1.04	23 X 22	

f) Grille de vitesse
Gear change gate



P
R
N
1
2
3
D



604. Surmultiplication: a) Type NONE
 Overdrive: Type _____

b) Rapport - c) Nombre de dents 7
 Ratio _____ Number of teeth _____

d) Utilisable avec les vitesses suivantes -
 Usuable with the following gears _____



Marque B L CARS
Make _____

Modèle M G METRO
Model _____

N° Homol. A-5079

605. Couple final:

Final drive:

- a) Type du couple final
Type of final drive
- b) Rapport
Ratio
- c) Nombre de dents
Teeth number
- d) Type de limitation de différentiel (si prévu)
Type of differential limitation (if provided)

AV / Front	AR / Rear
WHEEL - PINION	-
3.4	-
18 X 62	-
-	-

e) Rapport de la boîte de transfert
Ratio of the transfer box 1 : 1

606. Type de l'arbre de transmission

Type of the transmission shaft CONSTANT VELOCITY

7. SUSPENSION / SUSPENSION


701. Type de suspension: a) AV / Front HYDRAGAS DISPLACER UNIT WITH COIL SPRING
Type of suspension: b) AR / rear HYDRAGAS DISPLACER UNIT WITH COIL SPRING

702. Ressorts hélicoïdaux: AV: oui/~~non~~ AR: oui/~~non~~
Helicoïdal springs: Front: yes/~~no~~ Rear: yes/~~no~~

703. Ressorts à lames: AV: ~~oui~~/non AR: ~~oui~~/non
Leaf springs: Front: ~~yes~~/no Rear: ~~yes~~/no

704. Barre de torsion: AV: ~~oui~~/non AR: ~~oui~~/non
Torsion bar: Front: ~~yes~~/no Rear: ~~yes~~/no

705. Autre type de suspension: Voir photo/dessin en page 15
Other type of suspension: See photo or drawing on page 15



Marque B L CARS
 Make _____

Modèle M G METRO
 Model _____

N° Homol. A-5079

707. Amortisseurs:

Shock Absorbers:

- a) Nombre par roue
Number per wheel
- b) Type
Type
- c) Principe de fonctionnement
Working principle

Avant / Front	Arrière / Rear
TWO	ONE
TELESCOPIC/INTERNAL STEEL VALVES	TELESCOPIC/INTERNAL STEEL VALVES
HYDRAULIC	HYDRAULIC

8. TRAIN ROULANT / RUNNING GEAR:

801. Roues: a) Diamètre AV AR
 Wheels: Diameter Front 12" / 305 mm Rear 12" / 305 mm

803. Freins: a) Système de freinage HYDRAULIC
 Brakes: Braking system _____
 b) Nombre de maître-cylindres DUAL b1) Alésage 2 X 20.6 mm
 Number of master cylinders _____ Bore _____ mm
 c) Servo-frein oui/yes c1) Marque et type GIRLING VACUUM
 Power assisted brakes yes/oui Make and type _____
 d) Régulateur de freinage oui/yes d1) Emplacement REAR SUBFRAME
 Braking adjuster yes/oui Location _____

e) Nombre de cylindres par roue:
 Number of cylinders per wheel:

e1) Alésage
 Bore

f) Freins à tambours:
 Drum brakes:

f1) Diamètre intérieur
 Interior diameter

f2) Nombre de mâchoires par roue.
 Number of shoes per wheel

f3) Surface de freinage
 Braking surface

f4) Largeur des garnitures
 Width of the shoes

g) Freins à disques:
 Disc brakes:

g1) Nombres de sabots par roue
 Number of pads per wheel

g2) Nombre d'étriers par roue
 Number of calipers per wheel

Avant / Front	Arrière / Rear
FOUR	ONE
<u>36</u> mm	<u>17.5</u> mm
- mm (± 1,5 mm)	<u>177.9</u> mm (± 1,5 mm)
-	TWO
- cm ²	<u>175.5</u> cm ²
- mm	<u>31.4</u> mm
TWO	-
ONE	-



Marque B L CARS
 Make _____

Modèle M G METRO
 Model _____

N° Homol. A-5079

	AV / Front	AR / Rear
g3) Matériau des étriers Caliper material	<u>CAST IRON</u>	<u>-</u>
g4) Epaisseur maximale du disque Maximum disc thickness	<u>9.7</u> mm	<u>-</u> mm
g5) Diamètre extérieur du disque Exterior diameter of the disc	<u>213</u> mm (± 1 mm)	<u>-</u> mm (± 1 mm)
g6) Diamètre extérieur de frottement des sabots Exterior diameter of the shoe's rubbing surface	<u>213</u> mm	<u>-</u> mm
g7) Diamètre intérieur de frottement des sabots Interior diameter of the shoe's rubbing surface	<u>112</u> mm	<u>-</u> mm
g8) Longueur hors-tout des sabots Overall length of the shoes	<u>84</u> mm	<u>-</u> mm
g9) Disques ventilés Ventilated disc	oui /non yes /no	oui /non yes /no
g10) Surface de freinage par roue Braking surface per wheel	<u>515.6</u> cm ²	<u>-</u> cm ²

h) Frein de stationnement:
 Parking brake:
 h2) Emplacement de la commande
 Location of the lever BETWEEN SEATS

h1) Système de commande CABLE
 Command system _____
 h3) Effet sur roues ~~AV~~ AR
 On which wheels ~~Front~~ Rear REAR

804. Direction: a) Type RACK AND PINION
 Steering: Type _____

b) Rapport 19.9:1
 Ratio _____

c) Servo-assistance ~~oui~~/non
 Power assisted ~~yes~~/no

9. CARROSSERIE / BODYWORK

901. Intérieur: a) Ventilation ~~oui~~/~~non~~
 Interior: Ventilation ~~yes~~/~~no~~

b) Chauffage ~~oui~~/~~non~~
 Heating ~~yes~~/~~no~~

f) Toit ouvrant optionnel ~~oui~~/~~non~~
 Sun roof optional ~~yes~~/~~no~~

f1) Type RISING
 Type _____

f2) Système de commande
 Command system _____

MANUAL

g) Système d'ouverture des vitres latérales:
 Opening system for the side windows:


AV/Front: MANUAL
 AR/Rear: NONE

902. Extérieur: a) Nombre de portes TWO
 Exterior: Number of doors _____

b) Hayon AR ~~oui~~/~~non~~
 Rear tailgate ~~yes~~/~~no~~

c) Matériau des portières:
 Door material:

AV/Front: STEEL
 AR/Rear: NONE



Marque B L CARS Modèle M G METRO N° Homol. A-5079
 Make _____ Model _____

- d) Matériau du capot AV STEEL
Front bonnet material _____
- e) Matériau du capot/hayon AR STEEL
Rear bonnet / tailgate material _____
- f) Matériau de la carrosserie STEEL
Bodywork material _____
- g) Matériau du pare-brise
Windscreen material _____
- h) Matériau de la lunette AR TOUGHENED GLASS
Rear window material _____
- i) Matériau des glaces de custode TOUGHENED GLASS
Rear quarter lights material _____
- k) Matériau des vitres latérales AV / Front TOUGHENED GLASS
Side window material AR / Rear NONE
- l) Matériau du pare-choc avant STEEL/PLASTIC
Material of the front bumper _____
- m) Matériau du pare-choc arrière STEEL/PLASTIC
Material of the rear bumper _____

INFORMATIONS COMPLEMENTAIRES

COMPLEMENTARY INFORMATION

ARTICLE 605

ALTERNATIVE FINAL DRIVE RATIOS

- (b) 4.1 (c) NUMBER OF TEETH 15 X 62
- (b) 4.57 (c) NUMBER OF TEETH 14 X 64

ARTICLE 327c AND 328d

ANGLE OF VALVES 0°

ARTICLE 605

FINAL DRIVE RATIO - ONLY FOR USE WITH AUTOMATIC GEARBOX

- (b) 2.67 (c) NUMBER OF TEETH 25 X 69



Marque B L CARS
Make _____


Modèle M G METRO
Model _____

N° Homol. A-5079


PHOTOS / PHOTOS

Moteur / Engine


C) Profil droit du moteur déposé
Right hand view of dismantled engine





D) Profil gauche du moteur déposé
Left hand view of dismantled engine



E) Moteur dans son compartiment
Engine in its compartment



F) Culasse nue
Bare cylinderhead

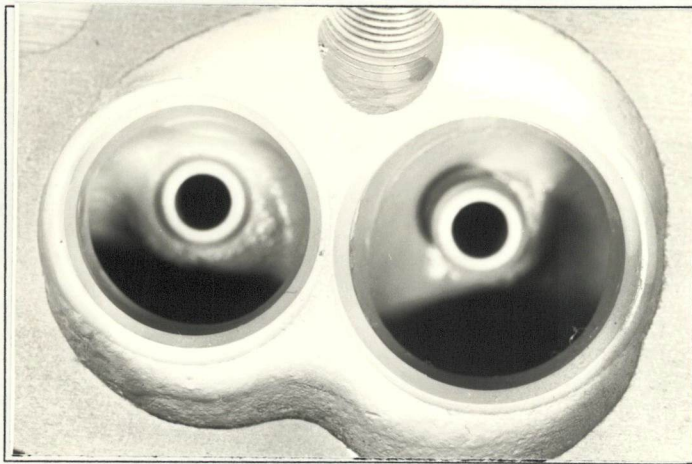


Marque B L CARS
Make _____


Modèle M G METRO
Model _____

N° Homol. A-5079


G) Chambre de combustion
Combustion chamber



H) Carburateur(s) ou système d'injection
Carburetor(s) or injection system



I) Collecteur d'admission
Inlet manifold




J) Collecteur d'échappement
Exhaust manifold



Transmission / Transmission

S) Carter de boîte de vitesse et cloche d'embrayage
Gearbox casing and clutch bellhousing



Marque B L CARS
Make _____

Modèle M G METRO
Model _____


N° Homol. A-5079

Suspension / Suspension

T) Train avant complet déposé
Complete dismantled front running gear




U) Train arrière complet déposé
Complete dismantled rear running gear




Train roulant / Running gear

V) Freins avant
Front brakes




W) Freins arrière
Rear brakes



Carrosserie / Bodywork

X) Tableau de bord
Dashboard



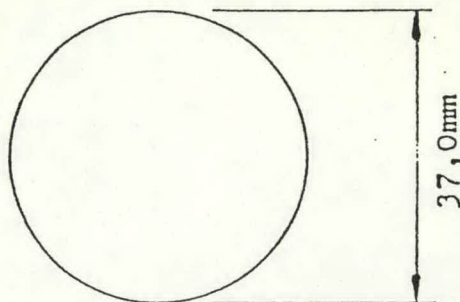
Y) Toit ouvrant
Sunroof



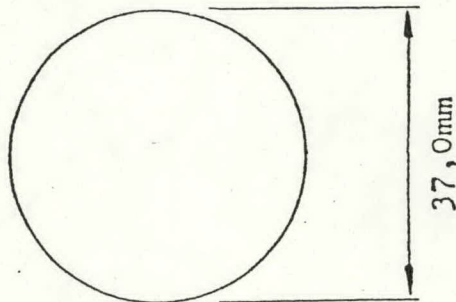
DESSINS / DRAWINGS

Moteur / Engine

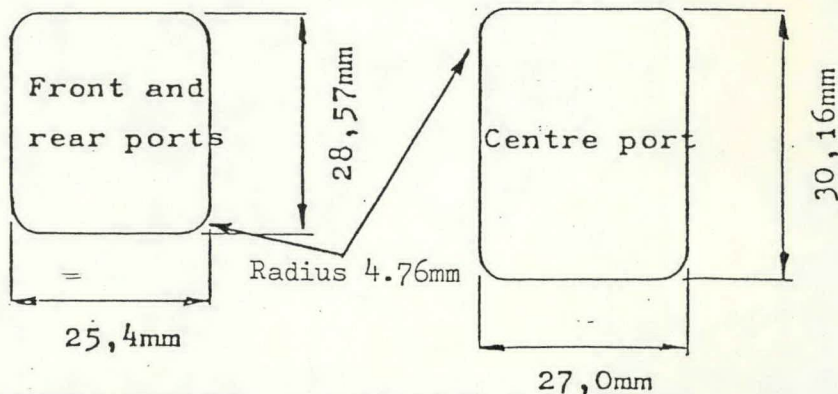
- I Orifices d'admission de la culasse, face collecteur (tolérances sur dimensions: -2%, +4%)
 Cylinderhead inlet ports, manifold side (tolerances on dimensions: -2%, +4%)



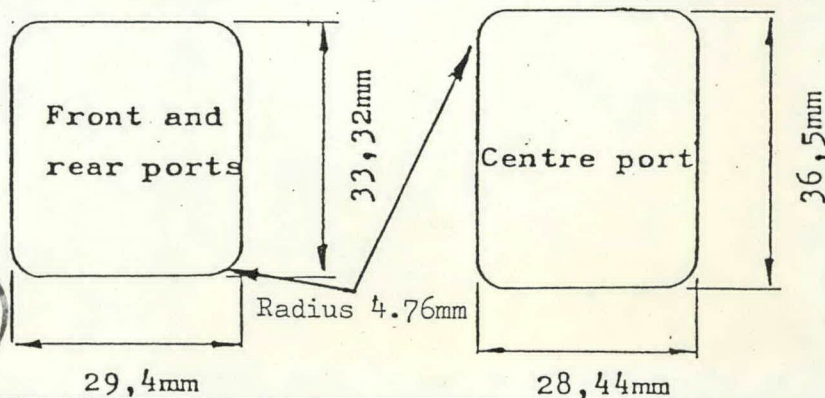
- II Orifices du collecteur d'admission, côté culasse (tolérances sur dimensions: -2%, +4%)
 Inlet manifold ports, cylinderhead side (tolerances on dimensions: -2%, +4%)



- III Orifices d'échappement de la culasse, face collecteur (tolérances sur dimensions: -2%, +4%)
 Cylinderhead exhaust ports, manifold side (tolerances on dimensions: -2%, +4%)

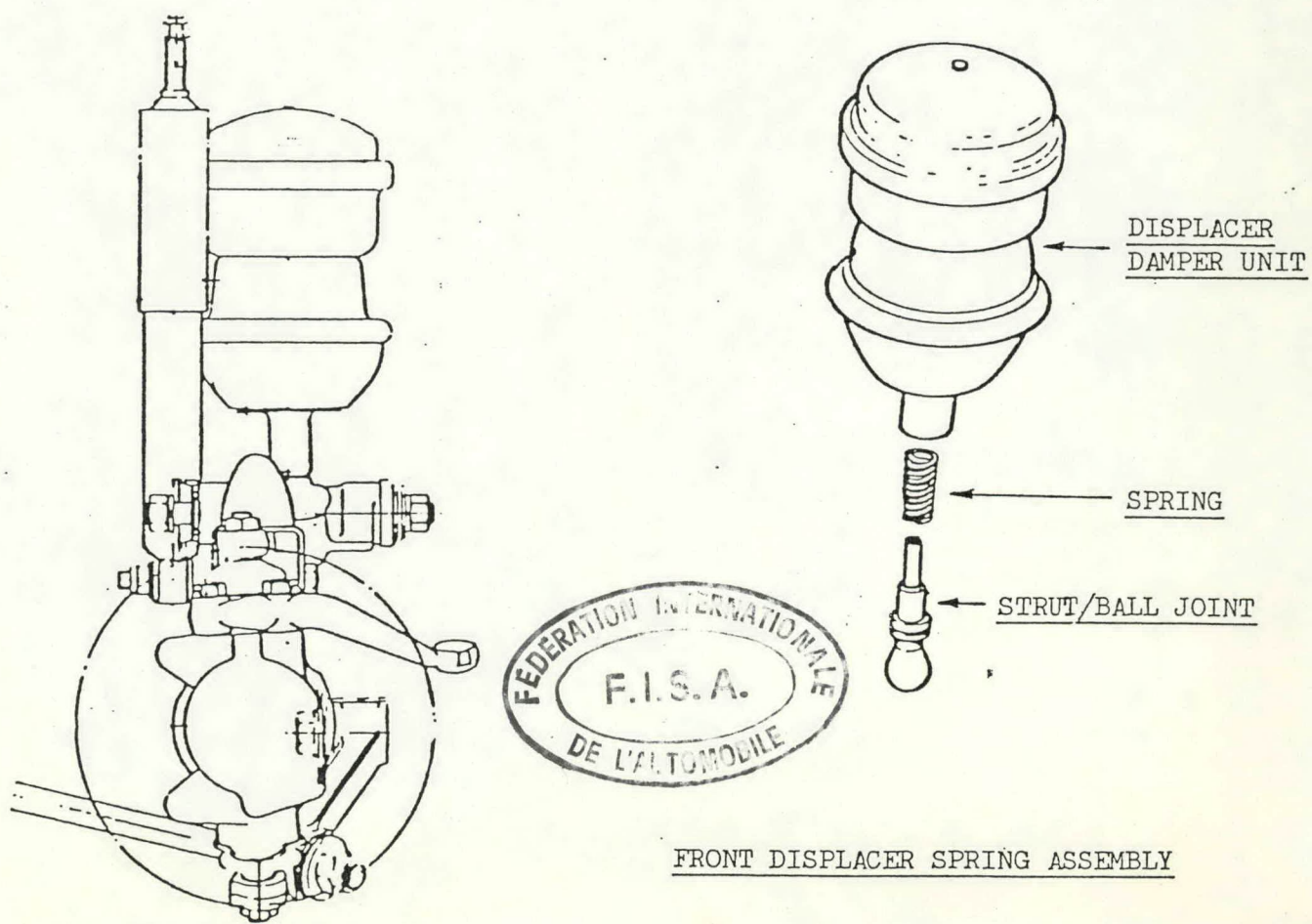
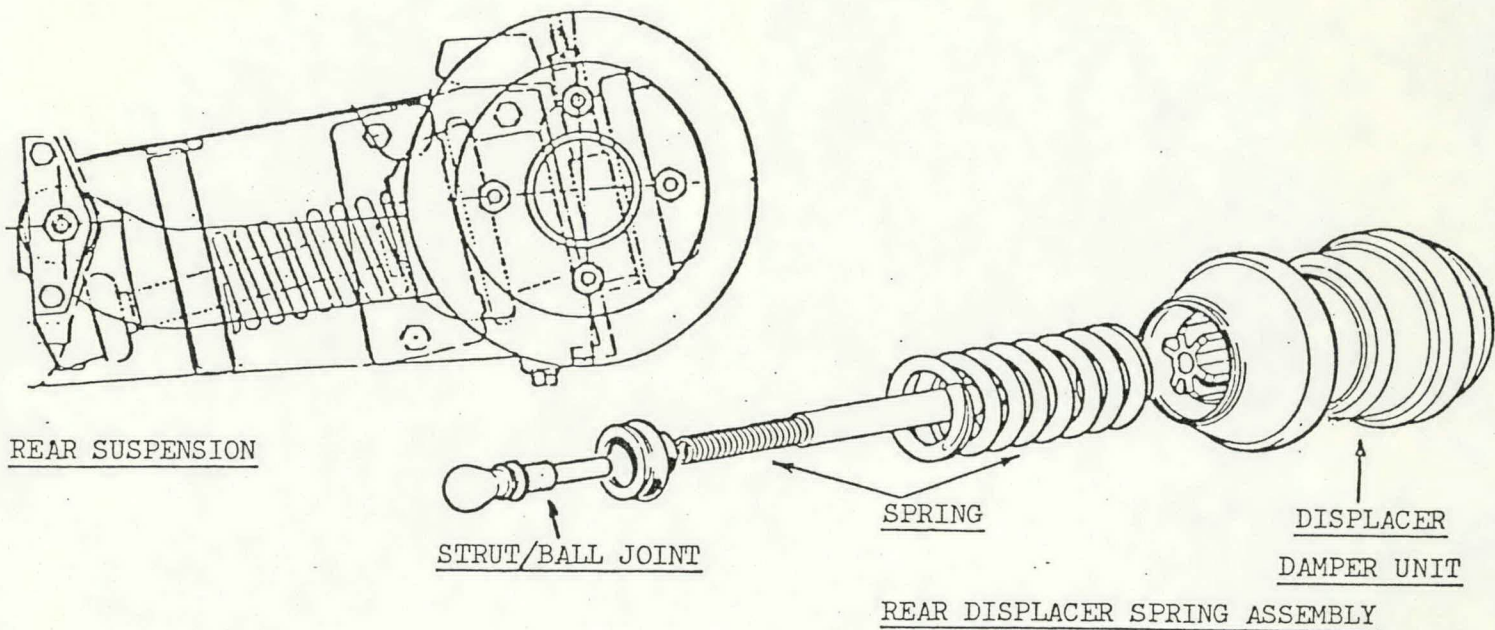


- IV Orifices du collecteur d'échappement, côté culasse (tolérances sur dimensions: -2%, +4%)
 Exhaust manifold ports, cylinderhead side (tolerances on dimensions: -2%, +4%)



Suspension / Suspension

XV Système de suspension, selon l'article 705 ou en remplacement des photos O et P.
 Suspension system according to article 705 or replacing photos O and P.



FRONT SUSPENSION



FEDERATION INTERNATIONALE DU SPORT AUTOMOBILE

Homologation N°

A-5079

Extension N°

01/01VO

FICHE D'EXTENSION A L'HOMOLOGATION OFFICIELLE FISA
FORM OF EXTENSION TO THE OFFICIAL FISA HOMOLOGATION VO Variante option / Option variantHomologation valable dès le 01 OCT. 1982 en groupe A
Homologation valid as from _____ in group _____Constructeur de la voiture B.L. CARS Modèle et type MG METRO
Manufacturer of the car _____ Model and type _____

ARCEAU / CAGE DE SECURITE

ROLLBAR / ROLLCAGE

Arceau principal

Entretoise
longitudinale/diagonale
Longitudinal/diagonal
strut

Arceau avant

Main rollbar

Front rollbar

Fabricant de l'arceau

SAFETY DEVICES

Rollbar manufacturer

Matériau

ALUMINIUM

Material

HT 30 TS

HT 30 TS / HT 30 TS

HT 30 TS

Diamètre extérieur

38 mm38 mm / 38 mm38 mm

Exterior diameter

Epaisseur de paroi

3 mm3 mm / 3 mm2 mm

Wall thickness

Limite élastique

30 kg/mm²30 kg/mm² / 30 kg/mm²30 kg/mm²

Elastic limit

Résistance à la traction

31 kg/mm²31 kg/mm² / 31 kg/mm²31 kg/mm²

Tensile strength

Poids total y-compris les fixations

10 kg

Total weight including fixings

Arceau/cage complet(e) hors de la voiture

Complete rollbar/rollcage outside the car



Nous attestons que le présent arceau / la présente cage de sécurité répond aux dispositions de l'Annexe J de la FIA, en particulier en ce qui concerne ses implantations, ses connexions et ses résistances aux contraintes.

We certify that the present rollbar/rollcage complies with the conditions of the FIA Appendix J, in particular with regard to its attachments, its connections and its stress resistances.

Signature du représentant du constructeur du véhicule
Signature of the car manufacturer representative



FEDERATION INTERNATIONALE DU SPORT AUTOMOBILE

Homologation N°

A-5079

Extension N°

02/02 VO

FICHE D'EXTENSION A L'HOMOLOGATION OFFICIELLE FISA
FORM OF EXTENSION TO THE OFFICIAL FISA HOMOLOGATION

VO Variante option / Option variant

Homologation valable dès le -1.OCT.1982 en groupe A
Homologation valid as from _____ in group _____

Constructeur de la voiture B.L. CARS Modèle et type MG METRO
Manufacturer of the car _____ Model and type _____

ARCEAU / CAGE DE SECURITE

ROLLBAR / ROLLCAGE

Arceau principal

Entretoise
longitudinale/diagonale
Longitudinal/diagonal
strut

Arceau avant

Main rollbar

Front rollbar

Fabricant de l'arceau

Rollbar manufacturer

Matériau

Material

Diamètre extérieur

Exterior diameter

Epaisseur de paroi

Wall thickness

Limite élastique

Elastic limit

Résistance à la traction

Tensile strength

Poids total y-compris les fixations

Total weight including fixings

SAFETY DEVICES

STEEL

BS980 CDS

BS980 CDS / BS980 CDS

BS980 CDS

38 mm38 mm / 38 mm38 mm3 mm3 mm / 3 mm2.6 mm37.8 kg/mm²37.8 kg/mm² / 37.8 kg/mm²37.8 kg/mm²44.1 kg/mm²44.1 kg/mm² / 44.1 kg/mm²44.1 kg/mm²22.6 kg

Arceau/cage complet (` e) hors de la voiture

Complete rollbar/rollcage outside the car



Nous attestons que le présent arceau / la présente cage de sécurité répond aux dispositions de l'Annexe J de la FIA, en particulier en ce qui concerne ses implantations, ses connexions et ses résistances aux contraintes.

We certify that the present rollbar/rollcage complies with the conditions of the FIA Appendix J, in particular with regard to its attachments, its connections and its stress resistances.

Signature du représentant du constructeur du véhicule

Signature of the car manufacturer representative





FEDERATION INTERNATIONALE DU SPORT AUTOMOBILE

Homologation N°

A-5079

Extension N°

03/01VF

FICHE D'EXTENSION A L'HOMOLOGATION OFFICIELLE FISA
FORM OF EXTENSION TO THE OFFICIAL FISA HOMOLOGATION

ET Evolution normale du type: dès le numéro de châssis
Normal evolution of the type: as from chassis number _____



VF Variante de fourniture / Supply variant

VO Variante option / Option variant

ER Errata / Erratum

Homologation valable dès le _____ -1.OCT.1982 _____ en groupe _____ A
Homologation valid as from _____ in group _____

Constructeur _____ B L CARS _____ Modèle et type _____ M G METRO _____
Manufacturer _____ Model and type _____

Page ou ext. Page or ext.	Art. Art.	Description Description
1 .	313	SLEEVES - YES USED AS PRODUCTION RECLAIM TYPE - DRY  



FEDERATION INTERNATIONALE DU SPORT AUTOMOBILE

Homologation N°

A-5079

Extension N°

04 / 03 V0

FICHE D'EXTENSION A L'HOMOLOGATION OFFICIELLE FISA
FORM OF EXTENSION TO THE OFFICIAL FISA HOMOLOGATION

ET Evolution normale du type: dès le numéro de châssis
Normal evolution of the type: as from chassis number _____

VF Variante de fourniture / Supply variant

VO Variante option / Option variant

ER Errata / Erratum

Homologation valable dès le -1.OCT.1982 en groupe A
Homologation valid as from _____ in group _____

Constructeur B L CARS Modèle et type M G METRO
Manufacturer _____ Model and type _____

Page ou ext. Page or ext.	Art. Art.	Description Description
2.	803g)	VENTILATED DISC (PHOTO A)
	g4)	MAXIMUM DISC THICKNESS - 20.75 m/m
	803e)	NUMBER OF CYLINDERS PER WHEEL - FOUR (PHOTO B)
	e1)	BORE - 36 m/m
	803e)	NUMBER OF CYLINDERS PER WHEEL (PHOTO C)
	e1)	BORE - 38 m/m
	803g)	VENTILATED DISC (PHOTO D)
	g4)	MAXIMUM DISC THICKNESS - 21 m/m
	g5)	EXTERIOR DIA OF DISC - 254 m/m
	g6)	EXTERIOR DIA OF RUBBING SURFACE - 250 m/m



Marque B L CARS
 Make _____

Modèle M G METRO
 Model _____

N° Homol. A-5079

N° Ext. 04 / 03 v0

Page ou ext. Page or ext.	Art. Art.	Description Description
	g7)	INTERIOR DIA OF RUBBING SURFACE - 199 m/m
	g8)	OVERALL LENGTH OF PADS - 112 m/m
	g10)	BRAKING SURFACE PER WHEEL - 360 cm ²
3.	7	SUSPENSION
	a)	STRENGTHENED LOWER ARM (PHOTO E)
	b)	STRENGTHENED TIE BAR ASSEMBLY (PHOTO F) attachment points unchanged
	c)	UPRATED ANTI ROLL BAR (PHOTO G)
	d)	UPRATED TIE BAR (PHOTO H)
	e)	SPRING DAMPER UNIT (PHOTO I)
4.		TRANSMISSION OUTPUT SHAFT (PHOTO J)
5.		REAR ANTI ROLL BAR - ADJUSTABLE (PHOTO K)
6.	605e	RATIO OF TRANSFER GEAR - 1.04 : 1



Marque
Make B L CARS

Modèle
Model M G METRO

N° Homol. A-5079

PHOTOS / PHOTOS

N° Ext. 04 / 03 V0



A




B




C



D



E



F



Marque
Make

B L CARS

Modèle
Model

M G METRO


N° Homol.

A-5079


PHOTOS / PHOTOS

N° Ext.

04 / 03 V0



G



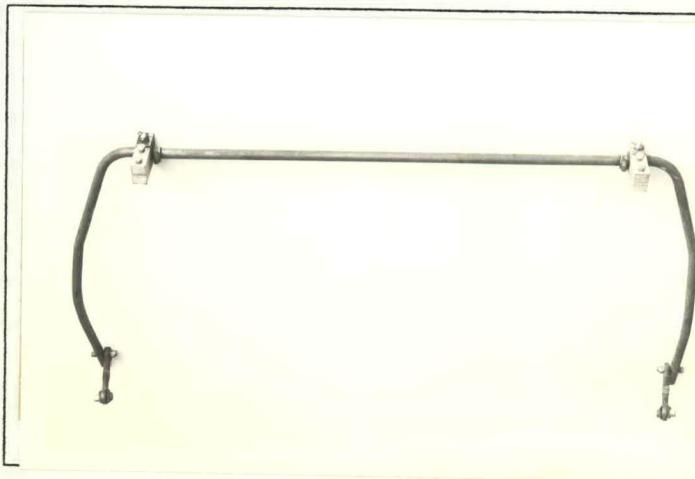
H




I



J



K



Marque B L CARS
Make

Modèle MG METRO
Model

N° Homol. A 5079

N° Ext. 05 / 04 V0

Page ou ext. Page or ext.	Art. Art.	Description Description	
8.	g4)	MAXIMUM DISC THICKNESS	- 21mm
	g5)	EXTERIOR DIA OF DISC	- 203mm
	g6)	EXTERIOR DIA OF RUBBING SURFACE	- 200mm
	g7)	INTERIOR DIA OF RUBBING SURFACE	- 110mm
	g10)	BRAKING SURFACE PER WHEEL	- 438.3cm ²
	803	FRONT & REAR CALIPER	(PHOTO U)
	e)	NUMBER OF CYLINDERS PER WHEEL	- 4
	e1)	BORE	- 38.1mm
	g1)	NUMBER OF PADS PER WHEEL	- 2
	g2)	NUMBER OF CALIPERS PER WHEEL	- 1
	g3)	CALIPER MATERIAL - ALUMINIUM ALLOY	
9.	606	UPDATED DRIVE SHAFT	(PHOTO V)





FEDERATION INTERNATIONALE DU SPORT AUTOMOBILE

Homologation N°

A 5079

Extension N°

05 / 04 VO

FICHE D'EXTENSION A L'HOMOLOGATION OFFICIELLE FISA
FORM OF EXTENSION TO THE OFFICIAL FISA HOMOLOGATION

- ET Evolution normale du type: dès le numéro de châssis
Normal evolution of the type: as from chassis number _____
- VF Variante de fourniture / Supply variant
- VO Variante option / Option variant
- ER Errata / Erratum

Homologation valable dès le **- 1 FEV. 1983** en groupe _____
Homologation valid as from _____ in group **A**

Constructeur **B L CARS** Modèle et type **MG METRO**
Manufacturer _____ Model and type _____

Page ou ext. Page or ext.	Art. Art.	Description Description
7	7	<u>SUSPENSION</u>
		<u>FRONT</u>
	a)	UPRATED HUB SWIVEL - (PHOTO L)
	b)	STRENGTHENED ADJUSTABLE UPPER LINK - (PHOTO M)
	c)	STRENGTHENED ADJUSTABLE LOWER LINK - (PHOTO N)
	d)	STRENGTHENED ADJUSTABLE LOWER LINK - (PHOTO O)
	e)	UPRATED STEERING LINK - (PHOTO P)
		<u>REAR</u>
	f)	UPRATED ARM - (PHOTO Q)
	g)	FRONT & REAR SPRING DAMPER UNIT - (PHOTO R)
8	803	<u>BRAKES</u>
	g9)	REAR VENTILATED DISC -- YES - (PHOTO S)
	g4)	MAXIMUM DISC THICKNESS - 21mm
	g5)	EXTERIOR DIA OF DISC - 254mm
	g6)	EXTERIOR DIA OF RUBBING SURFACE - 252mm
	g7)	INTERIOR DIA OF RUBBING SURFACE - 165mm
	g10)	BRAKING SURFACE PER WHEEL - 569.9cm ²
	803g9)	REAR VENTILATED DISC -- YES - (PHOTO T)



Marque BL CARS
Make _____


Modèle MG METRO
Model _____

N° Homol. A 5079


05 / 04 V0

PHOTOS / PHOTOS

N° Ext. _____




L



M




N




O

FEDERATION INTERNATIONALE
F.I.S.A.
DE L'AUTOMOBILE



P



Q

Marque BL CARS
Make _____

Modèle MG METRO
Model _____


N° Homol. A 5079

PHOTOS / PHOTOS

N° Ext. 05 / 04 V0




R




S




T



U



V





FEDERATION INTERNATIONALE DU SPORT AUTOMOBILE

Homologation N°

A 5079...

Extension N°

06 / 05 VO

FICHE D'EXTENSION A L'HOMOLOGATION OFFICIELLE FISA
FORM OF EXTENSION TO THE OFFICIAL FISA HOMOLOGATION

VO Variante option / Option variant

Homologation valable dès le **- 1 AVR. 1983** en groupe A
Homologation valid as from _____ in group _____

Constructeur de la voiture B L CARS Modèle et type MG METRO
Manufacturer of the car _____ Model and type _____

ARCEAU / CAGE DE SECURITE

ROLLBAR / ROLLCAGE

Arceau principal

Entretoise
longitudinale/diagonale
Longitudinal/diagonal
strut

Arceau avant

Main rollbar

Front rollbar

Fabricant de l'arceau
Rollbar manufacturer

AUSTIN ROVER

Matériau Material	STEEL BS980 CDS	BS980 CDS / BS980 CDS	BS980 CDS
Diamètre extérieur Exterior diameter	38 mm	38 mm / 38 mm	38 mm
Epaisseur de paroi Wall thickness	3 mm	3 mm / 3 mm	2.6 mm
Limite élastique Elastic limit	37.8 kg/mm ²	37.8 kg/mm ² / 37.8 kg/mm ²	37.8 kg/mm ²
Résistance à la traction Tensile strength	44.1 kg/mm ²	44.1 kg/mm ² / 44.1 kg/mm ²	44.1 kg/mm ²
Poids total y-compris les fixations Total weight including fixings	25 kg		

Arceau/cage complet('e) hors de la voiture
Complete rollbar/rollcage outside the car



Nous attestons que le présent arceau / la présente cage de sécurité répond aux dispositions de l'Annexe J de la FIA, en particulier en ce qui concerne ses implantations, ses connexions et ses résistances aux contraintes.

We certify that the present rollbar/rollcage complies with the conditions of the FIA Appendix J, in particular with regard to its attachments, its connections and its stress resistances.

Signature du représentant du constructeur du véhicule
Signature of the car manufacturer representative

[Handwritten signature]



FEDERATION INTERNATIONALE DU SPORT AUTOMOBILE

Homologation N°

A 5079

Extension N°

07 / 06 VO

FICHE D'EXTENSION A L'HOMOLOGATION OFFICIELLE FISA
FORM OF EXTENSION TO THE OFFICIAL FISA HOMOLOGATION

 VO Variante option / Option variant

Homologation valable dès le - 1 AVR. 1983 en groupe A
Homologation valid as from _____ in group _____

Constructeur de la voiture B L CARS Modèle et type MG METRO
Manufacturer of the car _____ Model and type _____

ARCEAU / CAGE DE SECURITE

ROLLBAR / ROLLAGE

Arceau principal

Entretoise
longitudinale/diagonale
Longitudinal/diagonal
strut

Arceau avant

Main rollbar

Front rollbar

Fabricant de l'arceau
Rollbar manufacturer

AUSTIN ROVER

Matériau Material	ALUMINIUM HT 30 TS			HT 30 TS	HT 30 TS	HT 30 TS
Diamètre extérieur Exterior diameter	38	mm	38	mm /	38	mm
Epaisseur de paroi Wall thickness	3	mm	3	mm /	3	mm
Limite élastique Elastic limit	30	kg/mm ²	30	kg/mm ² /	30	kg/mm ²
Résistance à la traction Tensile strength	31	kg/mm ²	31	kg/mm ² /	31	kg/mm ²
Poids total y-compris les fixations Total weight including fixings	11	kg				

Arceau/cage complet (e) hors de la voiture
Complete rollbar/rollcage outside the car



Nous attestons que le présent arceau / la présente cage de sécurité répond aux dispositions de l'Annexe J de la FIA, en particulier en ce qui concerne ses implantations, ses connexions et ses résistances aux contraintes.
We certify that the present rollbar/rollcage complies with the conditions of the FIA Appendix J, in particular with regard to its attachments, its connections and its stress resistances.

Signature du représentant du constructeur du véhicule
Signature of the car manufacturer representative



FEDERATION INTERNATIONALE DU SPORT AUTOMOBILE

Homologation N°

A 5079

Extension N°

08 / 07 V0

FICHE D'EXTENSION A L'HOMOLOGATION OFFICIELLE FISA
FORM OF EXTENSION TO THE OFFICIAL FISA HOMOLOGATION

- ET Evolution normale du type: dès le numéro de châssis
Normal evolution of the type: as from chassis number _____
- VF Variante de fourniture / Supply variant
- VO Variante option / Option variant
- ER Errata / Erratum

Homologation valable dès le _____ - 1 AVR. 1983 _____ en groupe A
Homologation valid as from _____ in group _____

Constructeur B L CARS Modèle et type MG METRO
Manufacturer _____ Model and type _____

Page ou ext. Page or ext.	Art. Art.	Description Description
10.	707.	SPRING DAMPER UNIT - FRONT (PHOTO W)
	a)	NUMBER PER WHEEL - 1
	b)	TYPE - TELESCOPIC
	c)	WORKING PRINCIPLE - HYDRAULIC
	702.	HELICOIDAL SPRING - YES
11.	707.	UPDATED TOP MOUNT FOR FRONT SUSPENSION - PHOTO X)
12.	707.	SPRING DAMPER UNIT - REAR (PHOTO Y)
	a)	NUMBER PER WHEEL - 1
	b)	TYPE - TELESCOPIC
	c)	WORKING PRINCIPLE - HYDRAULIC
	702.	HELICOIDAL SPRING - YES
13.	707.	UPDATED TOP MOUNT FOR REAR SUSPENSION - (PHOTO Z)
14.	701.	UPDATED FRONT TRACK CONTROL ARM - (PHOTO A1)
15.	701.	UPDATED FRONT TIE BAR COMPLETE WITH BRACKET FOR STANDARD MOUNTING POINTS - (PHOTO B1)
16.	701.	UPDATED ADJUSTABLE FRONT UPPER LINK - (PHOTO C1)
17.	701.	UPDATED HUB SWIVEL AND BRAKE CALIPER MOUNTINGS - (PHOTO D1)



Marque
Make

BL CARS

Modèle

Model MG METRO

N° Homol. A 5079

N° Ext. **08 / 07 vn**


Page ou ext. Page or ext.	Art. Art.	Description Description
18.	701.	UPRATED REAR TRAILING ARM - (PHOTO E1)
19.	803.	BRAKE PEDAL BOX - (PHOTO F1)
	b)	NUMBER OF MASTER CYLINDERS - 2
	b1)	BORE OPTIONS
		a) 12.7mm
		b) 15.8mm
		c) 19.0mm
		d) 26.0mm
	d)	BRAKE ADJUSTER - YES
	d1)	LOCATION - COCKPIT - ADJUSTABLE CONTROL
20.	803c)	POWER ASSISTED BRAKE - (PHOTO G1)
	c1)	MAKE AND TYPE - GIRLING - VACUUM
		LOCATION - a) FRONT - UNDER BONNET
		b) REAR - LUGGAGE COMPARTMENT
21.	803	DISC - FRONT & REAR - (PHOTO H1)
	g4)	MAXIMUM DISC THICKNESS -
		a) 21mm
		b) 25mm
		(ALTERNATIVES)
		c) 28mm
		d) 32mm
	g5)	EXTERIOR DIAMETER - OPTIONS
		a) 254mm
		b) 280mm
		c) 304mm
	g6)	EXTERIOR DIAMETER RUBBING SURFACE
		a) 250mm
		b) 276mm
		c) 300mm
	g7)	INTERIOR DIAMETER RUBBING SURFACE
		a) 199mm
		b) 225mm
		c) 249mm
	g8)	OVERALL LENGTH OF THE SHOES - 112mm
	g9)	VENTILATED DISC - YES
	g10)	BRAKING SURFACE PER WHEEL
		a) 359cm ²
		b) 401cm ²
		c) 439cm ²
22.	803	BRAKES - REAR (PHOTO I1)
	e)	NUMBER OF CYLINDERS PER WHEEL - 1
	e1)	BORE 40.5 mm



Marque BL CARS Modèle MG METRO N° Homol. A 5079
 Make _____ Model _____

N° Ext. 08 / 07 V0

Page ou ext. Page or ext.	Art. Art.	Description Description
	g1)	NUMBER OF PADS - 2
	g2)	NUMBER OF CALIPERS PER WHEEL - 1
	g3)	CALIPER MATERIAL - ALUMINIUM ALLOY
23.	606	UPRATED DRIVE SHAFT AND CONSTANT VELOCITY JOINTS - (PHOTO J1)
24.	803	BRAKES - REAR - (PHOTO K1)
	g4)	MAXIMUM DISC THICKNESS - 10mm
	g5)	EXTERIOR DIAMETER - 254mm
	g6)	EXTERIOR DIAMETER RUBBING SURFACE - 252mm
	g7)	INTERIOR DIAMETER RUBBING SURFACE - 154mm
	g8)	OVERALL LENGTH OF THE SHOES - 112mm
	g9)	VENTILATED DISC - NO
	g10)	BRAKING SURFACE PER WHEEL - 625cm ²



Marque
Make B L CARS

Modèle
Model MG METRO

N° Homol. A-5079

PHOTOS / PHOTOS


N° Ext. 08 / 07 V0



W



X



Y



Z



A1



Marque BL CARS
Make _____

Modèle MG METRO
Model _____


N° Homol. A-5079

PHOTOS / PHOTOS

N° Ext. 08 / 07 V0



C1



D1



E1




F1



G1



H1




Marque BL CARS
Make _____

Modèle MG METRO
Model _____

N° Homol. A-5079

PHOTOS / PHOTOS

N° Ext. 08 / 07 V0






I1



J1



K1





FEDERATION INTERNATIONALE DU SPORT AUTOMOBILE

Homologation N°

A 5079

Extension N°

09 / 01 ER

FICHE D'EXTENSION A L'HOMOLOGATION OFFICIELLE FISA
FORM OF EXTENSION TO THE OFFICIAL FISA HOMOLOGATION

- ET Evolution normale du type: dès le numéro de châssis
Normal evolution of the type: as from chassis number _____
- VF Variante de fourniture / Supply variant
- VO Variante option / Option variant
- ER Errata / Erratum

Homologation valable dès le _____ - 1 JUIL. 1983 _____ en groupe
Homologation valid as from _____ in group A

Constructeur B L CARS Modèle et type MG METRO
Manufacturer _____ Model and type _____

Page ou ext. Page or ext.	Art. Art.	Description Description
PAGE 10 (EXT. 30)	605.	REFERENCE TO ALTERNATIVE FINAL DRIVE RATIOS LISTED ON PAGE 10.
	b)	<u>ADD</u> 3.92:1 <u>DELETE</u> 4.57:1
	c)	NUMBER OF TEETH
		<u>ADD</u> 55 X 14 <u>DELETE</u> 14 X 64





FEDERATION INTERNATIONALE DU SPORT AUTOMOBILE

Homologation N°

A 5079

Extension N°

10 / 08 v0

FICHE D'EXTENSION A L'HOMOLOGATION OFFICIELLE FISA
FORM OF EXTENSION TO THE OFFICIAL FISA HOMOLOGATION

- ET Evolution normale du type: dès le numéro de châssis
Normal evolution of the type: as from chassis number _____
- VF Variante de fourniture / Supply variant
- VO Variante option / Option variant
- ER Errata / Erratum

Homologation valable dès le _____ - 1 JUL. 1983 _____ en groupe 'A'
Homologation valid as from _____ in group _____

Constructeur BL CARS Modèle et type MG METRO
Manufacturer _____ Model and type _____

Page ou ext. Page or ext.	Art. Art.	Description Description
26.	701.	UPRATED ADJUSTABLE TIE BAR COMPLETE WITH STRENGTHENED BRACKETS LOCATING ON STANDARD MOUNTING POINTS. (PHOTO L1)
27.	803.	BRAKES - REAR CALIPERS (PHOTO M1)
	e)	NUMBER OF CYLINDERS PER WHEEL - FOUR
	e1)	BORE OPTIONS 36mm 38mm 40mm
	g1)	NUMBER OF PADS PER WHEEL - TWO
	g2)	NUMBER OF CALIPERS PER WHEEL - ONE
	g3)	CALIPER MATERIAL - ALUMINIUM ALLOY
	g8)	OVERALL LENGTH OF SHOW - 53mm
28.	803d)	MANUAL BRAKE BALANCE ADJUSTER (PHOTO N1)
	d1)	LOCATION - COCKPIT
29.	803d)	BRAKE ADJUSTER (PHOTO O1)
	d1)	LOCATION - COCKPIT




Marque BL CARS
Make _____

Modèle MG METRO
Model _____

N° Homol. A 5079

PHOTOS / PHOTOS


N° Ext. 10 / 08 V0




L1





M1



N1



O1





FEDERATION INTERNATIONALE DU SPORT AUTOMOBILE

Homologation N°

A5079

Extension N°

11 / 09 VO

FICHE D'EXTENSION A L'HOMOLOGATION OFFICIELLE FISA
FORM OF EXTENSION TO THE OFFICIAL FISA HOMOLOGATION

- ET Evolution normale du type: dès le numéro de châssis
Normal evolution of the type: as from chassis number _____
- VF Variante de fourniture / Supply variant
- VO Variante option / Option variant
- ER Errata / Erratum

Homologation valable dès le **- 1 OCT. 1983** en groupe A
Homologation valid as from _____ in group _____

Constructeur B L CARS Modèle et type MG METRO
Manufacturer _____ Model and type _____

Page ou ext. Page or ext.	Art. Art.	Description Description
30.	701	UPRATED ADJUSTABLE REAR OUTER SUSPENSION MOUNTING PLATE - (PHOTO P1)
31.	701	UPRATED ADJUSTABLE REAR INNER RADIUS ARM MOUNTING PLATE - (PHOTO Q1)
32	803	BRAKES
	d)	MANUAL BRAKE BALANCE - (PHOTO R1)
	d1)	LOCATION - COCKPIT
33.	603	UPRATED GEARBOX OUTPUT DRIVE SHAFT COMPLETE WITH GEARBOX END COVER - (PHOTO S1)
34.	603	UPRATED GEARBOX OUTPUT DRIVE SHAFT WITH GEARBOX END COVER - (PHOTO T1)



Marque
Make B L CARS

Modèle
Model MG METRO

N° Homol. A-5079

PHOTOS / PHOTOS


N° Ext. 11 / 09 v0




P1




Q1




R1



S1



T1





FEDERATION INTERNATIONALE DU SPORT AUTOMOBILE

Homologation N°

A 5079

Extension N°

12 / 10 VO

FICHE D'EXTENSION A L'HOMOLOGATION OFFICIELLE FISA
FORM OF EXTENSION TO THE OFFICIAL FISA HOMOLOGATION

ET Evolution normale du type: dès le numéro de châssis
Normal evolution of the type: as from chassis number _____

VF Variante de fourniture / Supply variant

VO Variante option / Option variant

ER Errata / Erratum

Homologation valable dès le **- 1 FEV. 1984** en groupe **A**
Homologation valid as from _____ in group _____

Constructeur **B L CARS** Modèle et type **MG METRO**
Manufacturer _____ Model and type _____

Page ou ext. Page or ext.	Art. Art.	Description Description	
EXT 35	701.	UPRATED ADJUSTABLE FRONT SUSPENSION TIE BAR	(PHOTO U1)
36	701.	UPRATED ADJUSTABLE REAR RADIUS ARM INNER MOUNTING WITH BUSH	(PHOTO V1)
37	701.	ADJUSTABLE REAR ANTI-ROLL BAR WITH MOUNTING BRACKETS	(PHOTO W1)
39.	701.	UPRATED ADJUSTABLE FRONT SUSPENSION UPPER LINK	(PHOTO Y1)
40.	804.	ALTERNATIVE STEERING COLUMN WITH UNIVERSAL COUPLING	(PHOTO Z1)
41.	803.	FRONT BRAKE DISC	(PHOTO A2)
	g9)	VENTILATED DISC - YES	
	g4)	MAXIMUM DISC THICKNESS OPTIONS	a) 22.22mm b) 25.4 mm c) 28.57mm



Marcue
Make

BL CARS

Modèle
Model MG METRO

N° Homol. A 5079

12 / 10 V0

N° Ext.

Page ou ext. Page or ext.	Art. Art.	Description Description																														
41.	803	<p style="text-align: right;">OPTIONS (m/m)</p> <table border="1"> <thead> <tr> <th></th> <th>(a)</th> <th>(b)</th> <th>(c)</th> <th>(d)</th> <th>(e)</th> </tr> </thead> <tbody> <tr> <td>g5) EXTERIOR DIA BRAKE DISC</td> <td>254</td> <td>267</td> <td>280</td> <td>292</td> <td>305</td> </tr> <tr> <td>g6) EXTERIOR DIA RUBBING SURFACE</td> <td>251</td> <td>264</td> <td>277</td> <td>289</td> <td>302</td> </tr> <tr> <td>g7) INTERIOR DIA RUBBING SURFACE</td> <td>154</td> <td>167</td> <td>180</td> <td>192</td> <td>205</td> </tr> <tr> <td>g10) BRAKING SURFACE PER WHEEL (CM²)</td> <td>617.08</td> <td>656.70</td> <td>696.31</td> <td>732.88</td> <td>772.5</td> </tr> </tbody> </table>		(a)	(b)	(c)	(d)	(e)	g5) EXTERIOR DIA BRAKE DISC	254	267	280	292	305	g6) EXTERIOR DIA RUBBING SURFACE	251	264	277	289	302	g7) INTERIOR DIA RUBBING SURFACE	154	167	180	192	205	g10) BRAKING SURFACE PER WHEEL (CM ²)	617.08	656.70	696.31	732.88	772.5
	(a)	(b)	(c)	(d)	(e)																											
g5) EXTERIOR DIA BRAKE DISC	254	267	280	292	305																											
g6) EXTERIOR DIA RUBBING SURFACE	251	264	277	289	302																											
g7) INTERIOR DIA RUBBING SURFACE	154	167	180	192	205																											
g10) BRAKING SURFACE PER WHEEL (CM ²)	617.08	656.70	696.31	732.88	772.5																											
42	803	<p>REAR BRAKE DISC (PHOTO B2)</p> <p>g9) VENTILATED DISC - NO</p> <p>g4) MAXIMUM DISC THICKNESS - OPTIONS a) 8mm b) 10mm</p> <p style="text-align: right;">OPTIONS (m/m)</p> <table border="1"> <thead> <tr> <th></th> <th>(a)</th> <th>(b)</th> <th>(c)</th> <th>(d)</th> <th>(e)</th> </tr> </thead> <tbody> <tr> <td>g5) EXTERIOR DIA BRAKE DISC</td> <td>254</td> <td>267</td> <td>280</td> <td>292</td> <td>305</td> </tr> <tr> <td>g6) EXTERIOR DIA RUBBING SURFACE</td> <td>251</td> <td>264</td> <td>277</td> <td>289</td> <td>302</td> </tr> <tr> <td>g7) INTERIOR DIA RUBBING SURFACE</td> <td>164</td> <td>177</td> <td>190</td> <td>202</td> <td>215</td> </tr> <tr> <td>g10) BRAKING SURFACE PER WHEEL (CM²)</td> <td>567.13</td> <td>602.66</td> <td>638.19</td> <td>670.99</td> <td>706.52</td> </tr> </tbody> </table>		(a)	(b)	(c)	(d)	(e)	g5) EXTERIOR DIA BRAKE DISC	254	267	280	292	305	g6) EXTERIOR DIA RUBBING SURFACE	251	264	277	289	302	g7) INTERIOR DIA RUBBING SURFACE	164	177	190	202	215	g10) BRAKING SURFACE PER WHEEL (CM ²)	567.13	602.66	638.19	670.99	706.52
	(a)	(b)	(c)	(d)	(e)																											
g5) EXTERIOR DIA BRAKE DISC	254	267	280	292	305																											
g6) EXTERIOR DIA RUBBING SURFACE	251	264	277	289	302																											
g7) INTERIOR DIA RUBBING SURFACE	164	177	190	202	215																											
g10) BRAKING SURFACE PER WHEEL (CM ²)	567.13	602.66	638.19	670.99	706.52																											
43.	701.	REAR ANTI-ROLL BAR WITH MOUNTING (PHOTO C2)																														
44.	701.	FRONT ANTI-ROLL BAR WITH MOUNTING (PHOTO D2)																														




Marque B L CARS
Make _____

Modèle MG METRO
Model _____

N° Homol. A 5079

PHOTOS / PHOTOS


N° Ext. 12 / 10 V0





U1




V1



W1



Y1



Z1



Marque B L CARS
Make

Modèle MG METRO
Model


N° Homol. A 5079

PHOTOS / PHOTOS


N° Ext. 12 / 10 V0




A2





B2



C2



D2





FEDERATION INTERNATIONALE DU SPORT AUTOMOBILE

Homologation N°

A-5079

Extension N°

13/02 ER

FICHE D'EXTENSION A L'HOMOLOGATION OFFICIELLE FISA
FORM OF EXTENSION TO THE OFFICIAL FISA HOMOLOGATION

ET Evolution normale du type: dès le numéro de châssis
Normal evolution of the type: as from chassis number _____

VF Variante de fourniture / Supply variant

VO Variante option / Option variant

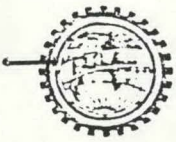
ER Errata / Erratum

Homologation valable dès le -1 FEV. 1984 en groupe A
Homologation valid as from _____ in group _____

Constructeur BL cars Modèle et type MG Metro
Manufacturer _____ Model and type _____

Page ou ext. Page or ext.	Art. Art.	Description Description
12	photo J	Ø de la sortie du collecteur d'échappement :
12	photo J	Ø of the exhaust manifold exit. :
		<u>35</u> mm x 2





FEDERATION INTERNATIONALE DU SPORT AUTOMOBILE

Homologation N°

A-5079

- Extension N°

14-01 ET

FICHE D'EXTENSION A L'HOMOLOGATION OFFICIELLE FISA
FORM OF EXTENSION TO THE OFFICIAL FISA HOMOLOGATION

- ES Evolution sportive du type / Sporting evolution of the type
- ET Evolution normale du type / Normal evolution of the type
- VF Variante de fourniture / Supply variant
- VO Variante option / Option variant
- ER Errata / Erratum

Homologation valable dès le _____ - 1 JUHL. 1985 _____ en groupe
Homologation valid as from _____ in group _____

Constructeur _____ Modèle et type _____
Manufacturer B L CARS Model and type M G METRO

Page ou ext. Page or ext.	Art. Art.	Description Description
	902	PHOTOS E2 & F2
	(f)	BODYWORK MATERIAL - STEEL - PLASTIC REAR SPOILER
	901	PHOTO G2 REVISED FACIA



[Handwritten signature]

Marque
Make

B L CARS

Modèle
Model

M G METRO

N° Homol. A-5079

PHOTOS / PHOTOS

N° Ext. 14-01ET






E2



F2



G2





FEDERATION INTERNATIONALE DU SPORT AUTOMOBILE

Homologation N°

A5079

Extension N°

15 / 11 VO

FICHE D'EXTENSION A L'HOMOLOGATION OFFICIELLE FISA
FORM OF EXTENSION TO THE OFFICIAL FISA HOMOLOGATION

- ES** Evolution sportive du type / Sporting evolution of the type
- ET** Evolution normale du type / Normal evolution of the type
- VF** Variante de fourniture / Supply variant
- VO** Variante option / Option variant
- ER** Errata / Erratum

Homologation valable dès le _____ **01 JUL. 1987** _____ en groupe _____
Homologation valid as from _____ in group _____ **A** _____

Constructeur _____ Modèle et type _____
Manufacturer **AUSTIN ROVER GROUP** Model and type **MG METRO**

Page ou ext. Page or ext.	Art. Art.	Description Description								
	605	Final Drive Ratio <table><thead><tr><th><u>Ratio</u></th><th><u>Teeth Number</u></th></tr></thead><tbody><tr><td>4.33</td><td>65 x 15</td></tr><tr><td>4.66</td><td>56 x 12</td></tr><tr><td>4.57</td><td>64 x 14</td></tr></tbody></table>	<u>Ratio</u>	<u>Teeth Number</u>	4.33	65 x 15	4.66	56 x 12	4.57	64 x 14
<u>Ratio</u>	<u>Teeth Number</u>									
4.33	65 x 15									
4.66	56 x 12									
4.57	64 x 14									

