



confederation of australian motor sport

FEDERATION INTERNATIONALE DU SPORT AUTOMOBILE

Homologation N°

A - 5282

CAMS

Groupe
Group **A**

FICHE D'HOMOLOGATION CONFORME A L'ANNEXE J DU CODE SPORTIF INTERNATIONAL
HOMOLOGATION FORM IN ACCORDANCE WITH APPENDIX J OF THE INTERNATIONAL SPORTING CODE

Homologation valable à partir du -1 JAN. 1986 en groupe A
Homologation valid as from _____ in group _____

Photo A



Photo B



1. DEFINITIONS / DEFINITIONS

101. Constructeur
Manufacturer GENERAL MOTORS - HOLDENS LTD.

102. Dénomination(s) commerciale(s) - Modèle et type
Commercial name(s) - Type and model COMMODORE VK - V8

103. Cylindrée totale
Cylinder capacity 4980.8 cm³

104. Mode de construction
Type of car construction
 séparée, matériau du châssis
separate, material of chassis _____
 monocoque
unitary construction MATERIAL STEEL

105. Nombre de volumes
Number of volumes THREE

106. Nombre de places
Number of places FIVE

[Handwritten signature]



Marque HOLDEN Modèle COMMODORE VK - V8 N° Homol. _____
 Make _____ Model _____

A-5282

2. DIMENSIONS, POIDS / DIMENSIONS, WEIGHT

202. Longueur hors-tout
 Overall length 4713.5 mm ± 1%
203. Largeur hors-tout
 Overall width 1722 mm ± 1% Endroit de la mesure AT AXLES
 Where measured _____
204. Largeur de la carrosserie:
 Width of bodywork: a) A la hauteur de l'axe AV 1722 mm ± 1%
 At front axle _____
 b) A la hauteur de l'axe AR 1722 mm ± 1%
 At rear axle _____
206. Empattement: a) Droit 2668 mm ± 1% b) Gauche: 2668 mm ± 1%
 Wheelbase: Right _____ Left: _____
209. Porte-à-faux: a) AV: 922.5 mm ± 1% b) AR: 1123 mm ± 1%
 Overhang: Front: _____ Rear: _____
210. Distance «G» (volant — paroi de séparation AR)
 Distance «G» (steering wheel — rear bulkhead) 1645 mm ± 1%

3. MOTEUR / ENGINE: (En cas de moteur rotatif, voir Article 335 sur fiche complémentaire).
 (In case of rotative engine, see Article 335 on complementary form).

301. Emplacement et position du moteur:
 Location and position of the engine: FRONT / LONGITUDINAL 3° 30' REAR SLOPE
303. Cycle
 Cycle 4 STROKE
304. Suralimentation non; type _____
 Supercharging no; type _____
 (En cas de suralimentation, voir également l'Article 334 sur fiche complémentaire)
 (In case of supercharging, see also Article 334 on complementary form)
305. Nombre et disposition des cylindres
 Number and layout of the cylinders 8 V
306. Mode de refroidissement
 Cooling system LIQUID
307. Cylindrée: a) Unitaire 622.6 cm³ b) Totale 4980.8 cm³
 Cylinder capacity: a) Unitary _____ b) Total _____
 c) Totale maximum autorisée*: 4999 cm³ *(Cette indication n'est pas à considérer en Gr. N)
 c) Maximum total allowed*: _____ *(This indication is not to be considered in Gr. N)



Marque HOLDEN Modèle COMMODORE VK - V8 N° Homol. A-5282
Make HOLDEN Model COMMODORE VK - V8

312. Matériau du bloc-cylindres CAST IRON
Cylinder block material CAST IRON

313. Chemises: a) non c) Type:
Sleeves: no Type: _____

314. Alésage 101.6
Bore 101.6 mm

315. Alésage maximum autorisé 101.78 mm (Cette indication n'est pas à considérer en Gr N)
Maximum bore allowed 101.78 mm (This indication is not to be considered in Gr N)

316. Course 76.8
Stroke 76.8 mm

318. Bielle: a) Matériau FORGED STEEL b) Type de la tête de bielle SPLIT
Connecting rod: Material FORGED STEEL Big end type SPLIT
c) Diamètre intérieur de la tête de bielle (sans coussinets): 57.034 mm $\pm 0,1\%$
Interior diameter of the big end (without bearings): 57.034 mm $\pm 0,1\%$
d) Longueur entre axes: 142.8 mm ($\pm 0,1$ mm) e) Poids minimum: 628 g
Length between the axes: 142.8 mm ($\pm 0,1$ mm) Minimum weight: 628 g

319. Vilebrequin: a) Type de construction ONE PIECE
Crankshaft: Type of manufacture ONE PIECE
b) Matériau NODULAR CAST IRON
Material NODULAR CAST IRON
c) coulé estampé d) Nombre de paliers FIVE
 moulded stamped Number of bearings FIVE
e) Type de paliers SMOOTH/PLAIN
Type of bearings SMOOTH/PLAIN
f) Diamètre des paliers 60.9 mm $\pm 0,2\%$
Diameter of bearings 60.9 mm $\pm 0,2\%$
g) Matériau des chapeaux des paliers NODULAR CAST IRON
Bearing caps material NODULAR CAST IRON
h) Poids minimum du vilebrequin nu 24516 g
Minimum weight of the bare crankshaft 24516 g

320. Volant moteur: a) Matériau CAST IRON
Flywheel: Material CAST IRON
b) Poids minimum avec couronne de démarreur 9980 g
Minimum weight of the flywheel with starter ring 9980 g

321. Culasse: a) Nombre de culasses 2 b) Matériau CAST IRON
Cylinderhead: Number of cylinderheads 2 Material CAST IRON

323. Alimentation par carburateur(s): a) Nombre de carburateurs ONE
Fuel feed by carburettor(s): Number of carburators ONE
b) Type 4 BARREL DOWNDRAFT c) Marque et modèle QUADRAJET M 4MC
Type 4 BARREL DOWNDRAFT Make and model QUADRAJET M 4MC



Marque HOLDEN Modèle COMMODORE VK -V8 N° Homol. A-5282
 Make _____ Model _____

- d) Nombre de passages de gaz par carburateur
 Number of mixture passages per carburettor FOUR
- e) Diamètre maximum de la tubulure de gaz à la sortie du carburateur
 Maximum diameter of the flange hole of the carburettor exit port PRIMARY 2 x 31.5 -Sec 2 x 57.2 mm
- f) Diamètre du diffuseur au point d'étranglement maximum
 Diameter of the venturi at the narrowest point PRIMARY 2 x 30.9 +/- .02 - mm
Sec 2 x 57.2 +/- 0.2 mm

324. Alimentation par injection:

Fuel feed by injection:

a) Marque: _____
 Manufacturer: _____

b) Modèle du système d'injection:

Model of injection system: _____

c) Mode de dosage du carburant:

Kind of fuel measurement: mécanique électronique hydraulique
 mechanical electronical hydraulical

c1) Plongeur oui/non c2) Mesure du volume d'air oui/non
 Piston pump yes/no Measurement of air volume yes/no

c3) Mesure de la masse d'air oui/non c4) Mesure de la vitesse de l'air oui/non
 Measurement of air mass yes/no Measurement of air speed yes/no

c5) Mesure de la pression d'air oui/non
 Measurement of air pressure yes/no

Quelle est la pression de réglage?
 Which pressure is taken for measurement? _____ bars

d) Dimensions effectives du point de mesure au(x) papillon(s) ou au(x) tiroir(s) d'étranglement
 Effective dimensions of measure position in the throttle area _____ mm

e) Nombre des sorties effectives de carburant

Number of effective fuel outlets _____

f) Position des soupapes d'injection:

Position of injection valves: Canal d'admission Culasse
 Inlet manifold Cylinderhead

g) Parties du système d'injection servant au dosage du carburant

Statement of fuel measuring parts of injection system _____

325. Arbre à cames:

a) Nombre ONE
 Camshaft: Number

b) Emplacement IN V OF BLOCK (OHV)
 Location

c) Système d'entraînement CHAIN
 Driving system

d) Nombre de paliers par arbre FIVE
 Number of bearings for each shaft

f) Système de commande des soupapes

Type of valve operation PUSH ROD, ROCKER ARM, HYDRAULIC CLEARANCE TAPPET

326. Distribution:

e) Levée maximum des soupapes Admission 10.6 mm Echappement 10.8 mm
 Timing: Maximum valve lift Inlet Exhaust

avec jeu de avec clearance 0 mm 0 mm
 with clearance

327. Admission:

a) Matériau du collecteur ALUMINIUM
 Inlet: Material of the manifold

b) Nombre d'éléments du collecteur ONE c) Nombre de soupapes par cylindre ONE
 Number of manifold elements Number of valves per cylinder

d) Diamètre maximum des soupapes 44.9 mm e) Diamètre de la tige de soupape 8.7 mm
 Maximum diameter of the valves Diameter of the valve stem

f) Longueur de la soupape 136.6 mm g) Type des ressorts de soupape HELICAL
 Length of the valve Type of valve springs



Marque HOLDEN Modèle COMMODORE VK-V8 N° Homol. A-5282
Make HOLDEN Model COMMODORE VK-V8

328. Echappement: a) Matériau du collecteur
Exhaust: Material of the manifold CAST IRON
b) Nombre d'éléments du collecteur d) Nombre de soupapes par cylindre
Number of manifold elements TWO Number of valves per cylinder ONE
e) Diamètre maximum des soupapes 37.8 f) Diamètre de la tige de soupape 8.7 mm
Maximum diameter of the valves mm Diameter of the valve stem mm
g) Longueur de la soupape h) Type des ressorts de soupape
Length of the valve 132.8 mm Type of valve springs HELICAL

330. Système d'allumage: a) Type BATTERY
Ignition system: Type
b) Nombre de bougies par cylindre c) Nombre de distributeurs
Number of plugs per cylinder ONE Number of distributors ONE

333. Système de lubrification: a) Type WET SUMP b) Nombre de pompes à huile
Lubrification system: Type Number of oil pumps ONE

4. CIRCUIT DE CARBURANT / FUEL CIRCUIT

401. Réservoir: a) Nombre b) Emplacement
Fuel tank: Number ONE Location REAR OF BODY, UNDER BOOT
c) Matériau d) Capacité maximum
Material STEEL SHEET Maximum capacity 63 L

5. EQUIPEMENT ELECTRIQUE / ELECTRICAL EQUIPEMENT

501. Batterie(s): a) Nombre ONE
Battery(ies): Number

6. TRANSMISSION / DRIVE

601. Roues motrices: avant arrière
Driving wheels: front rear

602. Embrayage: b) Système de commande
Clutch: Drive system MECHANICAL, CABLE
c) Nombre de disques
Number of plates ONE



Marque HOLDEN Modèle COMMODORE VK-V8 N° Homol. A-5282
 Make HOLDEN Model COMMODORE VK-V8

603. Boîte de vitesses: a) Emplacement
 Gear-box: Location REAR OF ENGINE AND ENGINE COMPARTMENT

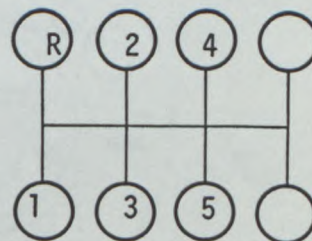
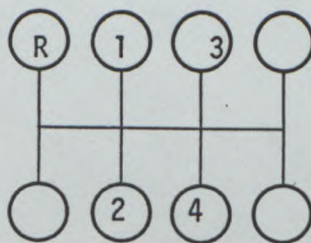
b) Marque «manuelle» «Manual» make HOLDEN M21
 c) Marque «automatique» «Automatic» make HOLDEN TRIMATIC

d) Emplacement de la commande Location of the gear lever ON FLOOR

e) Rapports Ratios

	Manuelle / Manual			Automatique / Automatic			B.V. suppl. / Additional G.B.		
	rappports ratio	nombre de dents / number of teeth	synchro.	rappports ratio	nombre de dents / number of teeth	synchro.	rappports ratio	nombre de dents / number of teeth	synchro.
1	2.544	29:15	x	2.31			2.605	36:16	x
2	1.827	25:18	x	1.46			2.007	26:15	x
3	1.378	22:21	x	1.00			1.524	25:19	x
4	1.00	DIRECT	x				1.213	22:21	x
5							1.000	DIRECT	x
AR/R	2.54	$\frac{27}{14} : \frac{15}{16}$		1.85			2.967	$\frac{41}{16} : \frac{16}{16}$	
Constante Constant.	1.315	25:19					1.158	22:19	

f) Grille de vitesse Gear change gate



604. Surmultiplication: a) Type
 Overdrive: Type _____

b) Rapport Ratio _____
 c) Nombre de dents Number of teeth _____

d) Utilisable avec les vitesses suivantes Usuable with the following gears _____



Marque HOLDEN
Make

Modèle COMMODORE VK-V8
Model

N° Homol. A-5282

605. Couple final:

Final drive:

- a) Type du couple final
Type of final drive
- b) Rapport
Ratio
- c) Nombre de dents
Teeth number
- d) Type de limitation de différentiel (si prévu)
Type of differential limitation (if provided)

AV / Front	AR / Rear
	HYPOLID
	3.08 : 1
	40 : 13
	CONE CLUTCH
	LIMITED SLIP

- e) Rapport de la boîte de transfert
Ratio of the transfer box _____

606. Type de l'arbre de transmission DIVIDED; 2 CROSS, 1 CONSTANT VELOCITY JOINTS
Type of the transmission shaft

7. SUSPENSION / SUSPENSION

701. Type de suspension: a) AV / Front INDPENDENT WHEELS, MCPHERSON STRUT
Type of suspension: b) AR / rear RIGID AXLE, TRAILING ARMS

702. Ressorts hélicoïdaux: AV: oui/non AR: oui/non
Helicoïdal springs: Front: yes/no Rear: yes/no

703. Ressorts à lames: AV: oui/non AR: oui/non
Leaf springs: Front: ~~yes~~/no Rear: ~~yes~~/no

704. Barre de torsion: AV: oui/non AR: oui/non
Torsion bar: Front: ~~yes~~/no Rear: ~~yes~~/no

705. Autre type de suspension: Voir photo/dessin en page 15
Other type of suspension: See photo or drawing on page 15



Marque / Make HOLDEN

Modèle / Model COMMODORE. VK-V8 N° Homol. A-5282

707. Amortisseurs:

Shock Absorbers:

- a) Nombre par roue / Number per wheel
- b) Type
- c) Principe de fonctionnement / Working principle

Avant / Front	Arrière / Rear
<u>ONE</u>	<u>ONE</u>
<u>TELESCOPIC</u>	<u>TELESCOPIC</u>
<u>HYDRAULIC</u>	<u>HYDRAULIC</u>

8. TRAIN ROULANT / RUNNING GEAR:

801. Roues: a) Diamètre AV / AR
 Wheels: Diameter Front 14 "/ 356 mm Rear 14 "/ 356 mm

803. Freins: a) Système de freinage / Braking system HYDRAULIC, SPLIT CIRCUIT
 Brakes: b) Nombre de maître-cylindres / Number of master cylinders TANDEM ONE b1) Alésage / Bore 23.81 mm
 c) Servo-frein / Power assisted brakes oui/non / yes/no c1) Marque et type / Make and type PBR INTEGRAL VACUUM
 d) Régulateur de freinage / Braking adjuster oui/non / yes/no d1) Emplacement / Location ENGINE COMPARTMENT

e) Nombre de cylindres par roue: / Number of cylinders per wheel:

e1) Alésage / Bore

f) Freins à tambours: / Drum brakes:

- f1) Diamètre intérieur / Interior diameter
- f2) Nombre de mâchoires par roue. / Number of shoes per wheel.
- f3) Surface de freinage / Braking surface
- f4) Largeur des garnitures / Width of the shoes

g) Freins à disques: / Disc brakes:

- g1) Nombres de sabots par roue / Number of pads per wheel
- g2) Nombre d'étriers par roue / Number of calipers per wheel

Avant / Front	Arrière / Rear
<u>ONE</u>	<u>ONE</u>
<u>54</u> mm	<u>38</u> mm
<u>_____</u> mm (± 1,5 mm)	<u>_____</u> mm (± 1,5 mm)
<u>_____</u> cm ²	<u>_____</u> cm ²
<u>_____</u> mm	<u>_____</u> mm
<u>TWO</u>	<u>TWO</u>
<u>ONE</u>	<u>ONE</u>



Marque HOLDEN
 Make

Modèle COMMODORE VK-V8
 Model

N° Homol. A-5282

- g3) Matériau des étriers
Caliper material
- g4) Epaisseur maximale du disque
Maximum disc thickness
- g5) Diamètre extérieur du disque
Exterior diameter of the disc
- g6) Diamètre extérieur de frottement des sabots
Exterior diameter of the shoe's rubbing surface
- g7) Diamètre intérieur de frottement des sabots
Interior diameter of the shoe's rubbing surface
- g8) Longueur hors-tout des sabots
Overall length of the shoes
- g9) Disques ventilés
Ventilated disc
- g10) Surface de freinage par roue
Braking surface per wheel

	AV / Front	AR / Rear
	<u>ALUMINIUM & CAST IRON</u>	<u>ALUMINIUM & CAST IRON</u>
	<u>23.5</u> mm	<u>11.5</u> mm
	<u>271</u> mm (± 1 mm)	<u>279</u> mm (± 1 mm)
	<u>270</u> mm	<u>278</u> mm
	<u>193.2</u> mm	<u>213</u> mm
	<u>127</u> mm	<u>108</u> mm
	<u>oui</u> yes	<u>non</u> no
	<u>558.78</u> cm ²	<u>501.32</u> cm ²

h) Frein de stationnement:
 Parking brake:

h2) Emplacement de la commande
 Location of the lever CENTRAL ON FLOOR

h1) Système de commande
 Command system CABLE

h3) Effet sur roues
 On which wheels AV AR
 Front Rear REAR

804. Direction: a) Type
 Steering: Type RACK AND PINION

b) Rapport
 Ratio 15.8:1

c) Servo-assistance oui/non
 Power assisted yes/~~no~~

9. CARROSSERIE / BODYWORK

901. Intérieur: a) Ventilation oui/non
 Interior: Ventilation yes/~~no~~

f) Toit ouvrant optionnel oui/non
 Sun roof optional ~~yes~~/no

f2) Système de commande
 Command system

g) Système d'ouverture des vitres latérales: AV/Front: CRANK
 Opening system for the side windows: AR/Rear: CRANK

b) Chauffage oui/non
 Heating yes/~~no~~

f1) Type
 Type

902. Extérieur: a) Nombre de portes
 Exterior: Number of doors FOUR

c) Matériau des portières:
 Door material:

b) Hayon AR oui/non
 Rear tailgate ~~yes~~/no

AV/Front: STEEL
 AR/Rear: STEEL



Marque HOLDEN
Make

Modèle COMMODORE VK-V8
Model

N° Homol. A-5282

- d) Matériau du capot AV
Front bonnet material STEEL
- e) Matériau du capot/hayon AR
Rear bonnet / tailgate material STEEL
- f) Matériau de la carrosserie
Bodywork material STEEL
- g) Matériau du pare-brise
Windscreen material LAMINATED GLASS
- h) Matériau de la lunette AR
Rear window material HARDENED GLASS
- i) Matériau des glaces de custode
Rear quarter lights material HARDENED GLASS
- k) Matériau des vitres latérales
Side window material AV / Front HARDENED GLASS
AR / Rear HARDENED GLASS
- l) Matériau du pare-choc avant
Material of the front bumper PLASTIC
- m) Matériau du pare-choc arrière
Material of the rear bumper PLASTIC

INFORMATIONS COMPLEMENTAIRES

COMPLEMENTARY INFORMATION

320A MATERIAL OF FLYWHEEL (AUTOMATIC) STEEL
320B MINIMUM WEIGHT WITH STARTER RING (A) 1750G
321E ANGLE BETWEEN INLET AND EXHAUST VALVE AXES 0°

901G ALTERNATE SIDE WINDOW OPENING SYSTEM - ELECTRIC
PHOTO B, ALTERNATE TAIL LIGHT - DEEPER SECTION STYLE MOULDING
EXTENDING OVER BOOT LID
PHOTO X, ALTERNATE ELECTRONIC INSTRUMENTS



PHOTE B1




PHOTO X1



Marque
Make HOLDEN


Modèle
Model COMMODORE VK-V8

N° Homol. A-5282


PHOTOS / PHOTOS

Moteur / Engine


C) Profil droit du moteur déposé
Right hand view of dismantled engine




D) Profil gauche du moteur déposé
Left hand view of dismantled engine



E) Moteur dans son compartiment
Engine in its compartment



F) Culasse nue
Bare cylinderhead




Marque
Make HOLDEN


Modèle
Model COMMODORE VK-V8

N° Homol. A-5282


G) Chambre de combustion
Combustion chamber



H) Carburateur(s) ou système d'injection
Carburetor(s) or injection system



I) Collecteur d'admission
Inlet manifold




J) Collecteur d'échappement
Exhaust manifold




OUTLET DIA. 48.6 mm

Transmission / Transmission

S) Carter de boîte de vitesse et cloche d'embrayage
Gearbox casing and clutch bellhousing



Carter de boîte de vitesses automatique.



Marque HOLDEN
Make


Modèle COMMODORE VK-V8
Model

N° Homol. A-5282

Suspension / Suspension

T) Train avant complet déposé
Complete dismantled front running gear


U) Train arrière complet déposé
Complete dismantled rear running gear



Train roulant / Running gear

V) Freins avant
Front brakes

W) Freins arrière
Rear brakes



Carrosserie / Bodywork

X) Tableau de bord
Dashboard

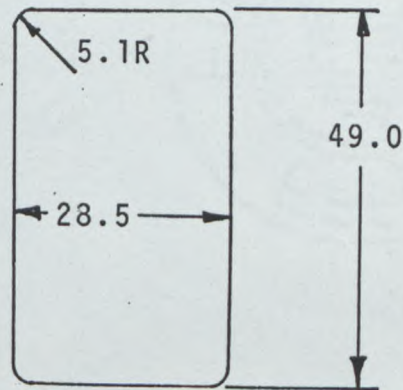
Y) Toit ouvrant
Sunroof



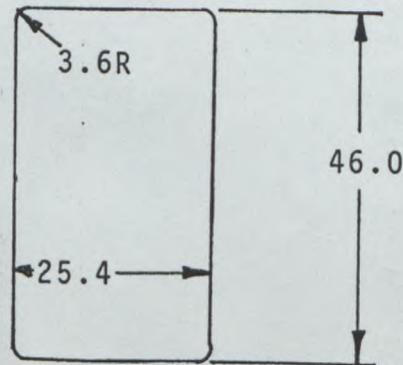
DESSINS / DRAWINGS DIMENSIONS AT PORT FACE IN MILLIMETRES

Moteur / Engine RADII TOLERANCE \pm 0.8

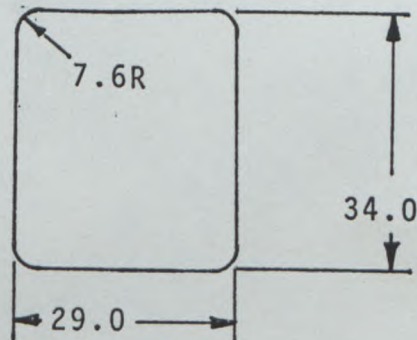
- I Orifices d'admission de la culasse, face collecteur (tolérances sur dimensions: -2%, +4%)
 Cylinderhead inlet ports, manifold side (tolérances on dimensions: -2%, +4%)
 -5%+5%



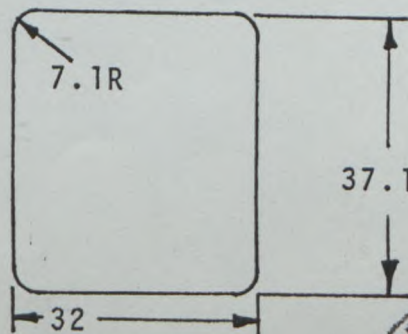
- II Orifices du collecteur d'admission, côté culasse (tolérances sur dimensions: -2%, +4%)
 Inlet manifold ports, cylinderhead side (tolérances on dimensions: -2%, +4%)



- III Orifices d'échappement de la culasse, face collecteur (tolérances sur dimensions: -2%, +4%)
 Cylinderhead exhaust ports, manifold side (tolérances on dimensions: -2%, +4%)



- IV Orifices du collecteur d'échappement, côté culasse (tolérances sur dimensions: -2%, +4%)
 Exhaust manifold ports, cylinderhead side (tolérances on dimensions: -2%, +4%)



Marque HOLDEN Modèle COMMODORE VK-V8 N° Homol. A-5282
Make _____ Model _____

Suspension / Suspension

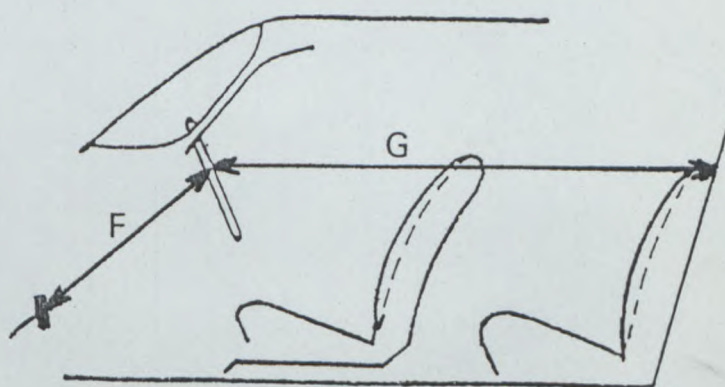
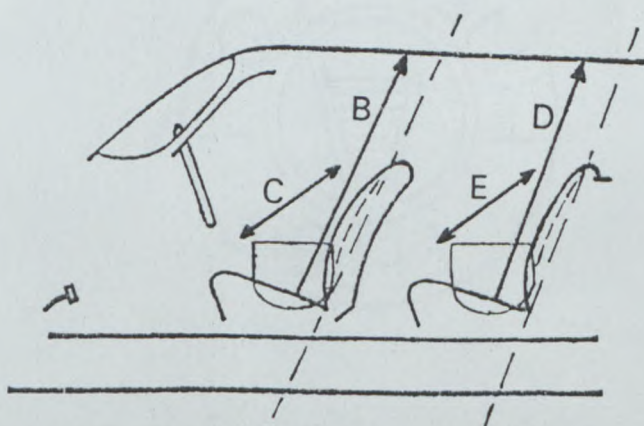
XV Système de suspension, selon l'article 705 ou en remplacement des photos O et P.
Suspension system according to article 705 or replacing photos O and P.





FEDERATION INTERNATIONALE DU SPORT AUTOMOBILE

Homologation N°

A - 5282Groupe **A/B**
GroupMarque HOLDEN Modèle COMMODORE VK-V8
Make _____ Model _____Dimensions intérieures comme définies par le Règlement d'Homologation
Interior dimensions as defined by the Homologation Regulations.

B (Hauteur sur sièges avant) (Height above front seats)	1020	mm
C (Largeur aux sièges avant) (Width at front seats)	1262	mm
D (Hauteur sur sièges arrière) (Height above rear seats)	974	mm
E (Largeur aux sièges arrière) (Width at rear seats)	1434	mm
F (Volant - Pédale de frein) (Steering wheel - brake pedal)	648	mm
G (Volant - paroi de séparation arrière) (Steering wheel - rear bulkhead)	1645	mm
H = F+G =	2293	mm





FEDERATION INTERNATIONALE DU SPORT AUTOMOBILE

Homologation N°

A - 5282

Extension N°

01 / 01 VO

FICHE D'EXTENSION A L'HOMOLOGATION OFFICIELLE FISA
FORM OF EXTENSION TO THE OFFICIAL FISA HOMOLOGATION

ET Evolution normale du type: dès le numéro de châssis
Normal evolution of the type: as from chassis number _____

VF Variante de fourniture / Supply variant

VO Variante option / Option variant

ER Errata / Erratum

Homologation valable dès le - 1 JAN. 1986 en groupe
Homologation valid as from _____ in group _____

Constructeur GENERAL MOTORS HOLDENS Modèle et type COMMODORE VK-V8
Manufacturer _____ Model and type _____

Page ou ext. Page or ext.	Art. Art.	Description Description
6	603B	ADDITIONAL GEARBOX MAKE GETRAG PHOTO 01 1
7		ALTERNATIVE FINAL DRIVE
	605B	RATIO 2.60:1 2.78:1 3.36:1 3.55:1
	605C	TEETH 29:15 39:14 37:11 39:11
	605B	RATIO 3.90:1 4.44:1
	605C	TEETH 39:10 40:9
7	606	ALTERNATIVE PROPELLER SHAFTS PHOTO 01 2
7	701	<u>SUSPENSION</u>
		REINFORCED <input checked="" type="checkbox"/> CENTRAL WHEEL BOLTING SYSTEM PHOTO 01 3
	701A	REINFORCED <input checked="" type="checkbox"/> STRUT TOP MOUNT WITH UNIBALL 01 4
		REINFORCED <input checked="" type="checkbox"/> STRUT TOP MOUNT WITH UNIBALL 01 5
		REINFORCED <input checked="" type="checkbox"/> STRUT ^TOP MOUNT WITH UNIBALL 01 6



[Handwritten signature]

Marque
Make HOLDEN

Modèle
Model COMMODORE VK-V8

N° Homol. A-5282

N° Ext. 01/01V0

Page ou ext. Page or ext.	Art. Art.	Description Description	
7	701A	REINFORCED STRUT WITH ALTERNATIVE STEERING ARM A	PHOTO 01 7
		REINFORCED STRUT WITH ALTERNATIVE STEERING ARM A AND ALTERNATIVE TUBE TOP	PHOTO 01 8
		REINFORCED STRUT WITH ALTERNATIVE STEERING ARM B AND ADJUSTABLE SPRING SEAT	PHOTO 01 9
		REINFORCED STRUT WITH ALTERNATIVE STEERING ARM B; ADJUSTABLE SPRING SEAT AND ALTERNATIVE TUBE TOP	PHOTO 01 10
		REINFORCED BEARING SPACER ON FRONT STRUT	PHOTO 01 10
		REINFORCED FRONT LOWER CONTROL ARM ASSEMBLY	PHOTO 01 11
		REINFORCED FRONT LOWER CONTROL ARM ASSEMBLY	PHOTO 01 12
		REINFORCED FRONT LOWER CONTROL ARM ASSEMBLY (AJUSTABLE)	PHOTO 01 13
		REINFORCED FRONT TRAILING ARM ASSEMBLY ADJUSTABLE	PHOTO 01 14
		REINFORCED FRONT TRAILING ARM ASSEMBLY A	PHOTO 01 15
		REINFORCED FRONT TRAILING ARM ASSEMBLY B	PHOTO 01 16
8	701B	REINFORCED REAR UPPER CONTROL ARM WITH UNIBALL JOINTS	PHOTO 01 18
		REINFORCED REAR LOWER CONTROL ARM RIGHT AND LEFT	PHOTO 01 19
		REINFORCED REAR LOWER CONTROL ARM RIGHT AND LEFT; ADJUSTABLE SPRING SEATS	PHOTO 01 20
		REINFORCED PANHARD ROD ASSEMBLY	PHOTO 01 21
		REINFORCED HEAVY DUTY REAR AXLE ASSEMBLY - SOLID AXLE SHAFTS	PHOTO 01 22
		REINFORCED HEAVY DUTY REAR AXLE ASSEMBLY - HOLLOW AXLE SHAFTS	PHOTO 01 23



Marque HOLDEN Modèle COMMODORE VK-V8 N° Homol. A-5282

N° Ext. 01/01V0

Page ou ext. Page or ext.	Art. Art.	Description Description	
8	701B	REINFORCED REAR STABILISER BAR LINKAGE; UNIBALL JOINT ATTACHMENT TO UPPER CONTROL ARM BOLT	PHOTO 01 24
8	803	<u>BRAKES</u>	
	803A	ADJUSTABLE DUAL BRAKING SYSTEM	
	803B	MASTER CYLINDERS - 2	
	803B ₁	BORE -	
		FRONT 15.88 17.78 19.05 20.96 24.6 25.4	
		REAR 15.88 17.78 19.05 20.96 24.6 25.4	
	803C	POWER ASSISTANCE NO	
	803C ₁	ALTERNATIVE POWER ASSIST - LOCKHEED IN LINE BOOSTER # 4258-503	PHOTO 01 25
	803 _D	ADJUSTER - YES, IN ENGINE COMPARTMENT	
		ALTERNATIVE ADJUSTABLE DUAL MASTER CYLINDER ASSEMBLY # AH 001	PHOTO 01 26
		ALTERNATE ADJUSTER ON DASH	PHOTO 01 27
		ALTERNATE FRONT CALIPERS # A003	PHOTO 01 28
		ALTERNATE FRONT CALIPERS # AH004	PHOTO 01 29
		ALTERNATE FRONT CALIPERS # CP 2833	PHOTO 01 30
		ALTERNATE FRONT CALIPERS # CP 2751	PHOTO 01 30
		ALTERNATE REAR CALIPERS # A005	PHOTO 01 31
		ALTERNATE REAR CALIPERS # AH006	PHOTO 01 32
		ALTERNATE REAR CALIPERS # CP 2917	PHOTO 01 33
		ALTERNATE FRONT CALIPERS # CP 3162	PHOTO 01 30



Marque
Make HOLDEN

Modèle
Model COMMODORE VK-V8

N° Homol. A-5282

N° Ext. 01/01V0

Page ou ext. Page or ext.	Art. Art.	Description Description		
8	803D	ALTERNATIVE FRONT ROTORS	# A007	PHOTO 01 28
		ALTERNATIVE FRONT ROTORS	# AH008	PHOTO 01 29
		ALTERNATIVE FRONT ROTORS DRILLED	# A007D	PHOTO 01 34
		ALTERNATIVE FRONT ROTORS GROOVED	# A007G	PHOTO 01 35
		ALTERNATIVE REAR ROTORS GROOVED	# A009G	PHOTO 01 36
		ALTERNATIVE REAR ROTORS DRILLED	# A009D	PHOTO 01 37
		ALTERNATIVE REAR ROTORS	# A009	PHOTO 01 31
		ALTERNATIVE REAR ROTORS	# AH010	PHOTO 01 32
		ALTERNATIVE REAR ROTORS	# A011	PHOTO 01 42
		ALTERNATIVE REAR ROTORS DRILLED	# A011D	PHOTO 01 43
		ALTERNATIVE REAR ROTORS GROOVED	# A011G	PHOTO 01 44
		ALTERNATIVE FRONT ROTORS	# A012	PHOTO 01 39
		ALTERNATIVE FRONT ROTORS DRILLED	# A012D	PHOTO 01 40
		ALTERNATIVE FRONT ROTORS GROOVED	#A012G	PHOTO 01 41



Marque
Make

HOLDEN

Modèle
Model

COMMODORE VK-V8

N° Homol.

A-5282

N° Ext.

01/01V0

Page ou ext.
Page or ext.

Art.
Art.

Description
Description

	TYPE A	TYPE B	TYPE C	TYPE D
e	4			
e1	44.45 & 38.1, or 41.3		44.45 & 44.45, or 41.3	
g1	2			
g2	1			
g3	Aluminium & Steel		Aluminium	
g4	31.5		35.5, 31.5	
g5	333		331, 333	
g6	333		330	
g7	228, 214		204	
g8	120	132	127	127
g9	YES			
g10	925.28, 1022		1056.9	

FRONT BRAKES

TYPE A	TYPE B	TYPE C	TYPE D
A003 A007	AH004 AH007	CP2833	CP2751 CP3162
A007D A007G	AH007D AH007G	A012 A012D A012G	



Marque
Make

HOLDEN

Modèle
Model

COMMODORE VK-V8

N° Homol. **A-5282**

N° Ext. **01/01V0**

Page ou ext.
Page or ext.

Art.
Art.

Description
Description

REAR	TYPE E	TYPE F	TYPE G
e	4	2	4
e1	41.3,	38.1	38.1, 34.9
g1	2		
g2	1		
g3	Aluminium & Steel		Aluminium
g4	28.58		27.94 28.58
g5	285	290	304
g6	285	290	303
g7	170		199
g8	120	75	133
g9	YES		
g10	821.9	867.1	820

REAR BRAKES

TYPE E	TYPE F	TYPE G
A005	AH006	CP2917
A009	AH010	A011
A009D		A011D
A009G		A011G

804

POWER STEERING _ NO



Page / _____

Marque
Make HOLDEN

Modèle
Model COMMODORE VK-V8

N° Homol. A-5282

PHOTOS / PHOTOS

N° Ext. 01/01V0




PHOTO 01 1



PHOTO 01 2



PHOTO 01 3



PHOTO 01 4



PHOTO 01 5



PHOTO 01 6



Marque HOLDEN
Make _____

Modèle COMMODORE VK-V8
Model _____

N° Homol. A-5282

PHOTOS / PHOTOS

N° Ext. 01/01V0




PHOTO 01 7



PHOTO 01 8



PHOTO 01 9



PHOTO 01 10



PHOTO 01 11




PHOTO 01 12



Marque
Make HOLDEN

Modèle
Model COMMODORE VK-V8

N° Homol. A-5282

PHOTOS / PHOTOS

N° Ext. 01/01V0




PHOTO 01 13



PHOTO 01 14




PHOTO 01 15



PHOTO 01 16



PHOTO 01 18

Marque HOLDEN
Make _____

Modèle COMMODORE VK V8
Model _____

N° Homol. A-5282

PHOTOS / PHOTOS

N° Ext. 01/01V0



PHOTO 01 19




PHOTO 01 20




PHOTO 01 21




PHOTO 01 22



PHOTO 01 23



PHOTO 01 24



Marque
Make HOLDEN

Modèle
Model COMMODORE VK-V8

N° Homol. A-5282

PHOTOS / PHOTOS

N° Ext. 01/01V0




PHOTO 01 25




PHOTO 01 26




PHOTO 01 27



PHOTO 01 28



PHOTO 01 29




PHOTO 01 30



Marque
Make HOLDEN

Modèle
Model COMMODORE VK-V8

N° Homol. A-5282

PHOTOS / PHOTOS

N° Ext. 01/01V0



PHOTO 01 31



PHOTO 01 32




PHOTO 01 33




PHOTO 01 34




PHOTO 01 35




PHOTO 01 36



Marque
Make HOLDEN

Modèle
Model COMMODORE VK-V8

N° Homol. A-5282

PHOTOS / PHOTOS

N° Ext. 01/01V0




PHOTO 01 37

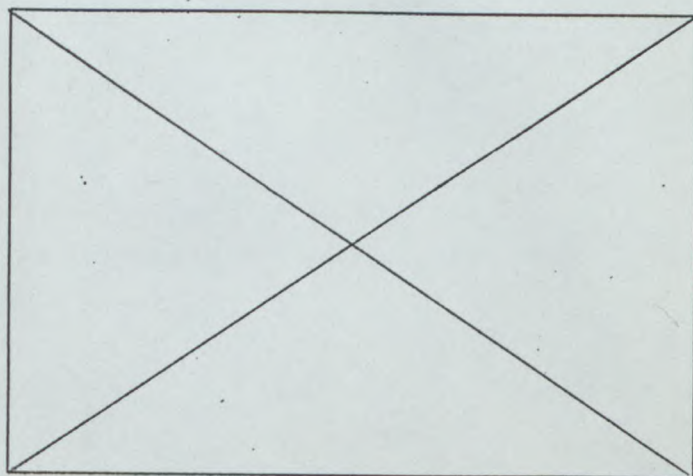


PHOTO 01 38




PHOTO 01 39



PHOTO 01 40




PHOTO 01 41




PHOTO 01 42



Marque
Make HOLDEN

Modèle
Model COMMODORE VK-V8

N° Homol. A-5282

PHOTOS / PHOTOS

N° Ext. 01/01V0




PHOTO 01 43







PHOTO 01 44





FEDERATION INTERNATIONALE DU SPORT AUTOMOBILE

Homologation N°

A - 5282

Extension N°

02 / 02 V0

FICHE D'EXTENSION A L'HOMOLOGATION OFFICIELLE FISA
FORM OF EXTENSION TO THE OFFICIAL FISA HOMOLOGATION

ET Evolution normale du type: dès le numéro de châssis
Normal evolution of the type: as from chassis number _____

VF Variante de fourniture / Supply variant

VO Variante option / Option variant

ER Errata / Erratum

Homologation valable dès le **- 1 JAN. 1986** en groupe
Homologation valid as from _____ in group **A**

Constructeur **GENERAL MOTORS HOLDENS** Modèle et type **COMMODORE VK V8**
Manufacturer _____ Model and type _____

Page ou ext. Page or ext.	Art. Art.	Description Description
7	605	ALTERNATIVE FINAL DRIVE
	605B	RATIO 4.11:1 3.70:1 3.25:1 3.00:1 3.50:1
	605C	TEETH 37:9 37:10 39:12 39:13 35:10
7	606	ALTERNATIVE PROPELLER SHAFT PHOTO 04 1
7	701	<u>SUSPENSION</u>
	701B	REINFORCED HEAVY DUTY REAR AXLE ASSEMBLY PHOTO 04 2
		REINFORCED HEAVY DUTY REAR AXLE ASSEMBLY PHOTO 04 3
		REINFORCED HEAVY DUTY REAR AXLE ASSEMBLY PHOTO 04 4



Signature

Marque
Make HOLDEN

Modèle
Model COMMODORE VK V8

N° Homol. A-5282

N° Ext. 02/02V0

Page ou ext. Page or ext.	Art. Art.	Description Description
------------------------------	--------------	----------------------------

8

803

BRAKES

803G

ALTERNATIVE FRONT CALIPERS # A004

PHOTO 04 5

ALTERNATIVE FRONT ROTORS # A013

PHOTO 04 6

ALTERNATIVE FRONT ROTORS # A014

PHOTO 04 7

	TYPE H	TYPE I
e	4	
e1	Options 35. 38.1, 41.3, 44.45	
g1	2	
g2	1	
g3	Aluminium	
g4	Options 32, 35.5	
g5	331	355
g6	331	355
g7	190	215
g8	134	134
g9	YES	YES
g10	1154 cm ²	1253cm ²

A013	A 014
TYPE H	TYPE I

804

ALTERNATIVE STEERING ARM/TIE ROD WITH UNIBALL JOINT

PHOTO 04 8



Marque HOLDEN
Make

Modèle COMMODORE VK V8
Model

N° Homol. A-5282

PHOTOS / PHOTOS

N° Ext. 02/02V0




PHOTO 04 1




PHOTO 04 2



PHOTO 04 3



PHOTO 04 4



PHOTO 04 5




PHOTO 04 6



Marque HOLDEN
Make

Modèle COMMODORE VK V8
Model

N° Homol. A-5282

PHOTOS / PHOTOS

N° Ext. 02/02V0







PHOTO 04 7



PHOTO 04 8





FEDERATION INTERNATIONALE DU SPORT AUTOMOBILE

Homologation N°

A - 5282

Extension N°

03 - 01 ES

FICHE D'EXTENSION A L'HOMOLOGATION OFFICIELLE FISA
FORM OF EXTENSION TO THE OFFICIAL FISA HOMOLOGATION

ES Sporting Evolution of the Type

VF Variante de fourniture / Supply variant

VO Variante option / Option variant

ER Errata / Erratum

**NON VALABLE EN RALLYE
NOT VALID FOR RALLY**

Homologation valable dès le
Homologation valid as from

- 1 JAN. 1986

en groupe
in group

A

Constructeur
Manufacturer

GENERAL MOTORS HOLDEN

Modèle et type
Model and type

COMMODORE VK V8

Page ou ext. Page or ext.	Art. Art.	Description Description
3	318E	CONNECTING ROD - MINIMUM WEIGHT 665 GRAMS
	320B	FLYWHEEL - MINIMUM WEIGHT 9250 GRAMS
4	326E	MAXIMUM VALVE LIFT INLET 13.4MM EXHAUST 13.4MM
	327D	MAXIMUM DIAMETER OF INLET VALVE 49.6MM
	328A	MATERIAL OF EXHAUST MANIFOLD - STEEL TUBING
	328E	MAXIMUM DIAMETER OF EXHAUST VALVE 40.9MM
	801A	WHEELS - DIAMETER FRONT 16"/406MM REAR 16"/405MM
	803B	BRAKES - MASTER CYLINDER BORE 25.4MM



John H. Hume

Marque HOLDEN
Make

Modèle COMMODORE VK-V8
Model

N° Homol. A-5282

03-01ES

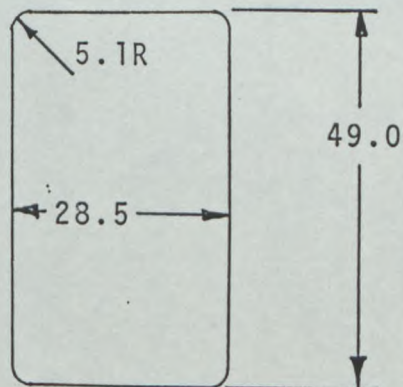
DESSINS / DRAWINGS

DOMENSIONS AT PORT FACE IN MILLIMETRES

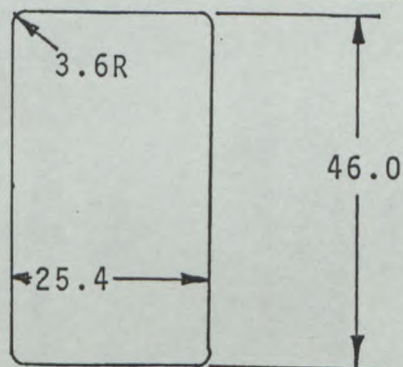
Moteur / Engine

RADII TOLERANCE ± 0.8

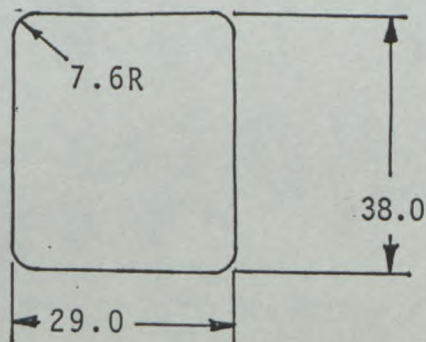
- I Orifices d'admission de la culasse, face collecteur (tolérances sur dimensions: -2%, +4%)
Cylinderhead inlet ports, manifold side (tolerances on dimensions: -2%, +4%)
-5%+5%



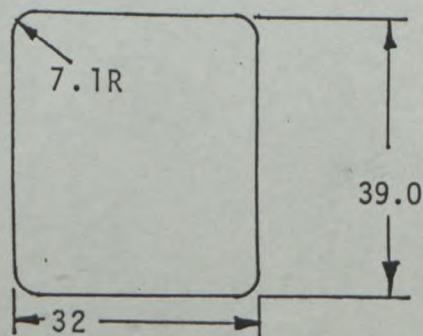
- II Orifices du collecteur d'admission, côté culasse (tolérances sur dimensions: -2%, +4%)
Inlet manifold ports, cylinderhead side (tolerances on dimensions: -2%, +4%)



- III Orifices d'échappement de la culasse, face collecteur (tolérances sur dimensions: -2%, +4%)
Cylinderhead exhaust ports, manifold side (tolerances on dimensions: -2%, +4%)



- IV Orifices du collecteur d'échappement, côté culasse (tolérances sur dimensions: -2%, +4%)
Exhaust manifold ports, cylinderhead side (tolerances on dimensions: -2%, +4%)



Marque HOLDEN Modèle COMMODORE VK V8 N° Homol. A-5282
 Make HOLDEN Model COMMODORE VK V8 N° Homol. A-5282

N° Ext. 03-01ES

Page ou ext. Page or ext.	Art. Art.	Description Description
1	PHOTO A/A2	BODYWORK : EVOLUTION
	PHOTO B	BODYWORK : EVOLUTION
11	PHOTO C	RIGHT SIDE OF ENGINE - TUBULAR EXHAUST MANIFOLD
	PHOTO D	LEFT SIDE OF ENGINE - TUBULAR EXHAUST MANIFOLD
	PHOTO E	ENGINE COMPARTMENT - INLET AIR DUCT ADDED
	PHOTO F	CYLINDER HEAD - LARGER DIAMETER VALVE SEATS
12	PHOTO G	COMBUSTION CHAMBER - LARGER VALVE SEATS
	PHOTO I	INLET MANIFOLD - INLET MACHINED
	PHOTO J	EXHAUST MANIFOLDS - TUBULAR STEEL MATERIAL
		<u>COMPLIMENTARY INFORMATION</u>
		VALVE ROCKER ASSEMBLY (ROLLER ROCKER ARM, GUIDE PLATE & STUD)
		PHOTO Z1
14	DWG	III 38 was 34 IV 39 was 37.1



Marque HOLDEN
Make

Modèle COMMODORE VK V8
Model

N° Homol. A-5282

PHOTOS / PHOTOS

N° Ext. 03-01ES

PHOTO A



PHOTO B



PHOTO C




PHOTO D




PHOTO E





PHOTO F



Marque HOLDEN
Make

Modèle COMMODORE VK V8
Model

N° Homol. A - 5282

PHOTOS / PHOTOS

N° Ext. 03 - 01 ES

PHOTO G




PHOTO I





PHOTO J



A2



OUTLET DIA. - 2 x 51MM



PHOTO Z1





FEDERATION INTERNATIONALE DU SPORT AUTOMOBILE

Homologation N°

A - 5282

Extension N°

04 - 03 VO

FICHE D'EXTENSION A L'HOMOLOGATION OFFICIELLE FISA
FORM OF EXTENSION TO THE OFFICIAL FISA HOMOLOGATION

VO Variante option / Option variant

Homologation valable dès le
Homologation valid as from

- 1 JAN. 1986

en groupe
in group A

Constructeur de la voiture
Manufacturer of the car

GENERAL MOTORS HOLDENS

Modèle et type
Model and type

COMMODORE VK-V8

ARCEAU / CAGE DE SECURITE

ROLLBAR / ROLLAGE

Arceau principal

Entretoise
longitudinale/diagonale
Longitudinal/diagonal
strut

Arceau avant

Main rollbar

Front rollbar

Fabricant de l'arceau
Rollbar manufacturer

ROADWAYS RACING SERVICES

Matériau

CEW STEEL

CEW STEEL /

CEW STEEL

Material

Diamètre extérieur

44.5 mm

44.5 mm / mm

44.5 mm

Exterior diameter

Epaisseur de paroi

3.2 mm

1.6 mm / mm

1.6 mm

Wall thickness

Limite élastique

41 kg/mm²41 kg/mm² / kg/mm²41 kg/mm²

Elastic limit

Résistance à la traction

52 kg/mm²52 kg/mm² / kg/mm²52 kg/mm²

Tensile strength

Poids total y-compris les fixations

40 kg

Total weight including fixings

Arceau/cage complet(e) hors de la voiture
Complete rollbar/rollcage outside the car



Nous attestons que le présent arceau / la présente cage de sécurité répond aux dispositions de l'Annexe J de la FIA, en particulier en ce qui concerne ses implantations, ses connexions et ses résistances aux contraintes.


We certify that the present rollbar/rollcage complies with the conditions of the FIA Appendix J, in particular with regard to its attachments, its connections and its stress resistances.

Signature du représentant du constructeur du véhicule
Signature of the car manufacturer representative

Marque General Motors Holdens Modèle Commodore VK-VB N° Homol. A-5282
Make General Motors Holdens Model Commodore VK-VB N° Homol. A-5282

PHOTOS OU DESSINS DES FIXATIONS SUR LA COQUE :
PHOTOS OR DRAWINGS OF THE ATTACHMENTS ON THE BODY :

N° Ext. 04-03V0



Marque GM Holdens
Make

Modèle Commodore VK-V8
Model

N° Homol. A-5282

PHOTOS OU DESSINS DES FIXATIONS SUR LA COQUE :
PHOTOS OR DRAWINGS OF THE ATTACHMENTS ON THE BODY :

N° Ext. 04-03V0



Marque GM Holdens
Make


Modèle commodore V8
Model

N° Homol. A-5282

04-03V0

PHOTOS OU DESSINS DES FIXATIONS SUR LA COQUE :
PHOTOS OR DRAWINGS OF THE ATTACHMENTS ON THE BODY :

N° Ext. _____





FEDERATION INTERNATIONALE DU SPORT AUTOMOBILE

Homologation N°

A - 5282

Extension N°

05 - 04 VO

FICHE D'EXTENSION A L'HOMOLOGATION OFFICIELLE FISA
FORM OF EXTENSION TO THE OFFICIAL FISA HOMOLOGATION

VO Variante option / Option variant

Homologation valable dès le - 1 JAN. 1986 en groupe A
Homologation valid as from _____ in group _____

Constructeur de la voiture GENERAL MOTORS - HOLDENS Modèle et type COMMODORE VK-V8
Manufacturer of the car _____ Model and type _____

ARCEAU / CAGE DE SECURITE

ROLLBAR / ROLLCAGE

Arceau principal

Entretoise
longitudinale/diagonale
Longitudinal/diagonal
strut

Arceau avant

Main rollbar

Front rollbar

Fabricant de l'arceau

Rollbar manufacturer

Matériau

Material

Diamètre extérieur

Exterior diameter

Epaisseur de paroi

Wall thickness

Limite élastique

Elastic limit

Résistance à la traction

Tensile strength

Poids total y-compris les fixations

Total weight including fixings

HOLDEN DEALER TEAM SPECIAL VEHICLESMILD STEELMILD STEEL/MILD STEEL44 mm38 mm / 38 mm38 mm2.6 mm2.6 mm / 2.6 mm2.6 mm40.79 kg/mm²40.79 kg/mm² / 40.79 kg/mm²40.79 kg/mm²44.87 kg/mm²44.87 kg/mm² / 44.87 kg/mm²44.87 kg/mm²28 kg

Arceau/cage complet(' e) hors de la voiture
Complete rollbar/rollcage outside the car



[Signature]
FEDERATION INTERNATIONALE
F.I.S.A.
DE L'AUTOMOBILE

Nous attestons que le présent arceau / la présente cage de sécurité répond aux dispositions de l'Annexe J de la FIA, en particulier en ce qui concerne ses implantations, ses connexions et ses résistances aux contraintes.

We certify that the present rollbar/rollcage complies with the conditions of the FIA Appendix J, in particular with regard to its attachments, its connections and its stress resistances.

Signature du représentant du constructeur du véhicule
Signature of the car manufacturer representative

[Signature] 11/11/85


Marque
Make HOLDEN

Modèle
Model COMMODORE VK - V8

N° Homol. A - 5282

PHOTOS OU DESSINS DES FIXATIONS SUR LA COQUE :
PHOTOS OR DRAWINGS OF THE ATTACHMENTS ON THE BODY :

N° Ext. 05 - 04 VO



FEDERATION INTERNATIONALE
F.I.S.A.
DE L'AUTOMOBILE



Marque
Make HOLDEN

Modèle
Model COMMODORE VK - V8

N° Homol. A - 5282

PHOTOS OU DESSINS DES FIXATIONS SUR LA COQUE :
PHOTOS OR DRAWINGS OF THE ATTACHMENTS ON THE BODY :

N° Ext. 05 - 04 V0





FEDERATION INTERNATIONALE DU SPORT AUTOMOBILE

Homologation N°

A - 5282

Extension N°

06 - 05 VO

FICHE D'EXTENSION A L'HOMOLOGATION OFFICIELLE FISA
FORM OF EXTENSION TO THE OFFICIAL FISA HOMOLOGATION

ET Evolution normale du type: dès le numéro de châssis
Normal evolution of the type: as from chassis number _____

VF Variante de fourniture / Supply variant

VO Variante option / Option variant

ER Errata / Erratum

Homologation valable dès le - 1 JAN. 1986 en groupe A
Homologation valid as from _____ in group _____

Constructeur GENERAL MOTORS-HOLDENS Modèle et type COMMODORE VK-V8
Manufacturer _____ Model and type _____

Page ou ext. Page or ext.	Art. Art.	Description Description
5	401	FUEL CIRCUIT - PHOTOS 05-1, 05-2
	401 (c)	Steel
	401 (d)	120 l.

PHOTOS / PHOTOS




PHOTO 05-1



PHOTO 05-2





FEDERATION INTERNATIONALE DU SPORT AUTOMOBILE

Homologation N°

A - 5282

Extension N°

07 - 06 VO

FICHE D'EXTENSION A L'HOMOLOGATION OFFICIELLE FISA
FORM OF EXTENSION TO THE OFFICIAL FISA HOMOLOGATION

ET Evolution normale du type: dès le numéro de châssis
Normal evolution of the type: as from chassis number _____

VF Variante de fourniture / Supply variant

VO Variante option / Option variant

ER Errata / Erratum

Homologation valable dès le **- 1 JAN. 1986** en groupe
Homologation valid as from _____ in group **A**

Constructeur **GENERAL MOTORS HOLDENS** Modèle et type
Manufacturer **GENERAL MOTORS HOLDENS** Model and type **COMMODORE VK-V8**

Page ou ext. Page or ext.	Art. Art.	Description Description	
7	701	<u>SUSPENSION</u>	
	701 _a	REINFORCED STRUT	PHOTO 06-1
	701 _b	REINFORCED REAR AXLE ASSEMBLY	PHOTO 06-2
		REINFORCED REAR AXLE ASSEMBLY	PHOTO 06-3



[Handwritten signature]

Marque
Make HOLDEN

Modèle
Model COMMODORE VK-V8

N° Homol. A-5282

PHOTOS / PHOTOS

N° Ext. 07-06V0



PHOTO 06-1




PHOTO 06-2






PHOTO 06-3





FEDERATION INTERNATIONALE DU SPORT AUTOMOBILE

Homologation N°

A 5282

Extension N°

08 - 01 ER

FICHE D'EXTENSION A L'HOMOLOGATION OFFICIELLE FISA
FORM OF EXTENSION TO THE OFFICIAL FISA HOMOLOGATION

ET Evolution normale du type: dès le numéro de châssis
Normal evolution of the type: as from chassis number _____

VF Variante de fourniture / Supply variant

VO Variante option / Option variant

ER Errata / Erratum

Homologation valable dès le _____ **-1 AVR. 1986** _____ en groupe
Homologation valid as from _____ in group **A**

Constructeur GENERAL MOTORS-HOLDENS Modèle et type
Manufacturer GENERAL MOTORS-HOLDENS Model and type COMMODORE VK-V8

Page ou ext. Page or ext.	Art. Art.	Description Description
01/01 VO	605 (c)	Number of teeth for 2.60 : 1 final drive 39 : 15
03/01 ES	318 (e)	Correct weight: 660 g.
7	701	<u>SUSPENSION</u>
	701b	REINFORCED REAR AXLE ASSEMBLY



Signature

FEDERATION INTERNATIONALE
F.I.S.A.
DE L'AUTOMOBILE



FEDERATION INTERNATIONALE DU SPORT AUTOMOBILE

Homologation N°

A-5282

Extension N°

09-02 ER

FICHE D'EXTENSION A L'HOMOLOGATION OFFICIELLE FISA
FORM OF EXTENSION TO THE OFFICIAL FISA HOMOLOGATION

- ES** Evolution sportive du type / Sporting evolution of the type
- ET** Evolution normale du type / Normal evolution of the type
- VF** Variante de fourniture / Supply variant
- VO** Variante option / Option variant
- ER** Errata / Erratum

Homologation valable dès le 1 AVRIL 1986 en groupe A
Homologation valid as from _____ in group _____

Constructeur HOLDEN Modèle et type COMMODORE VK-V8
Manufacturer _____ Model and type _____

Page ou ext. Page or ext.	Art. Art.	Description Description
4	323 e	<p>Maximum diameter of the flange hole of the carburettor exit port</p> <p>READ : 2 x <u>35.1</u> - Sec 2 x 57.2 mm</p> <p>INSTEAD OF : 2 x <u>31.5</u> - Sec 2 x 57.2 mm</p>



[Handwritten signature]



FEDERATION INTERNATIONALE DU SPORT AUTOMOBILE

Homologation N°

A 5282

Extension N°

10 - 03 ER

FICHE D'EXTENSION A L'HOMOLOGATION OFFICIELLE FISA
FORM OF EXTENSION TO THE OFFICIAL FISA HOMOLOGATION

ET Evolution normale du type: dès le numéro de châssis
Normal evolution of the type: as from chassis number _____

VF Variante de fourniture / Supply variant

VO Variante option / Option variant

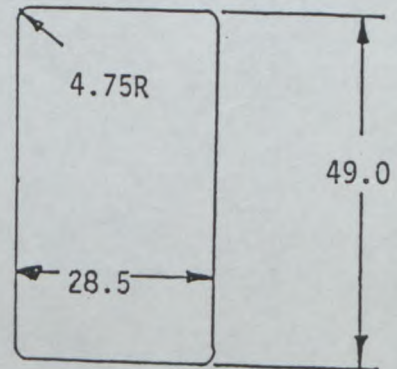
ER Errata / Erratum

Homologation valable dès le _____ en groupe
Homologation valid as from - 1 AOUT 1986 in group A

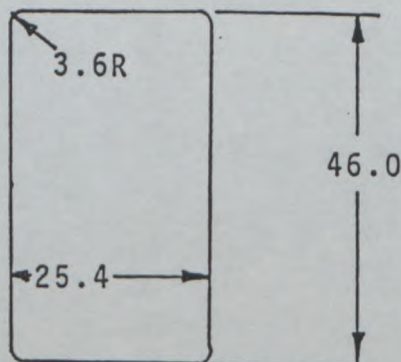
Constructeur GENERAL MOTORS-HOLDENS Modèle et type
Manufacturer GENERAL MOTORS-HOLDENS Model and type COMMODORE VK-V8

Page ou ext. Page or ext.	Art. Art.	Description Description
03/01 ES	DWG	

II Orifices du collecteur d'admission, côté
culasse (tolérances sur dimensions:
-2%, +4%)
Inlet manifold ports, cylinderhead side
(tolerances on dimensions: -2%, +4%)



instead of:





FEDERATION INTERNATIONALE DU SPORT AUTOMOBILE

Homologation N°

A 5282

Extension N°

11 / 04 ER

FICHE D'EXTENSION A L'HOMOLOGATION OFFICIELLE FISA
FORM OF EXTENSION TO THE OFFICIAL FISA HOMOLOGATION

- ET** Evolution normale du type: dès le numéro de châssis
Normal evolution of the type: as from chassis number _____
- VF** Variante de fourniture / Supply variant
- VO** Variante option / Option variant
- ER** Errata / Erratum

Homologation valable dès le -1 AOUT 1986 en groupe A
Homologation valid as from _____ in group _____

Constructeur GENERAL MOTORS-HOLDENS Modèle et type COMMODORE VK-V8
Manufacturer _____ Model and type _____

Page ou ext. Page or ext.	Art. Art.	Description Description
03/01 ES	319h	Correct weight : 22,360 g.





FEDERATION INTERNATIONALE DU SPORT AUTOMOBILE

Homologation N°

A-5282

Extension N°

12 / 07 VO

FICHE D'EXTENSION A L'HOMOLOGATION OFFICIELLE FISA
FORM OF EXTENSION TO THE OFFICIAL FISA HOMOLOGATION

ET Evolution normale du type: dès le numéro de châssis
Normal evolution of the type: as from chassis number _____

VF Variante de fourniture / Supply variant

VO Variante option / Option variant

ER Errata / Erratum

Homologation valable dès le -1 OCT. 1986 en groupe A
Homologation valid as from _____ in group _____

Constructeur GENERAL MOTORS-HOLDENS Modèle et type COMMODORE VK-V8
Manufacturer _____ Model and type _____

Page ou ext. Page or ext.	Art. Art.	Description Description
5	401 401b 401 c 401 d	FUEL CIRCUIT - PHOTOS 08-1, 08-2, 08-3. Location: in luggage compartement Steel plate 120 L
7	701 701 a 701 b	SUSPENSION Reinforced Strut - Part No. S-008 PHOTO 08-4. Reinforced Rear Axle Assembly - Part No. RA-008 PHOTO 08-5.



Signature

Marque
Make HOLDEN

Modèle
Model COMMODORE VK-V8

N° Homol. A-5282

PHOTOS / PHOTOS

N° Ext. 12 / 07 V0




PHOTO 08-1



PHOTO 08-2





PHOTO 08-4





PHOTO 08-5



Marque HOLDEN
Make HOLDEN

Modèle COMMODORE VK-V8
Model COMMODORE VK-V8

N° Homol. 5282

PHOTOS / PHOTOS

N° Ext. 13 / 08 V0



PHOTO 11 1



PHOTO 11 2



PHOTO 11 3






PHOTO 11 4



FÉDÉRATION INTERNATIONALE
F.I.S.A.
DE L'AUTOMOBILE



FEDERATION INTERNATIONALE DU SPORT AUTOMOBILE

Homologation N°

A-5282

Extension N°

14 - 09 VO

FICHE D'EXTENSION A L'HOMOLOGATION OFFICIELLE FISA
FORM OF EXTENSION TO THE OFFICIAL FISA HOMOLOGATION

ET Evolution normale du type: dès le numéro de châssis
Normal evolution of the type: as from chassis number _____

VF Variante de fourniture / Supply variant

VO Variante option / Option variant

ER Errata / Erratum

Homologation valable dès le _____ en groupe
Homologation valid as from -1 JAN. 1987 in group A

Constructeur GENERAL MOTORS-HOLDEN'S LIMITED Modèle et type COMMODORE V8
Manufacturer _____ Model and type _____

Page ou ext. Page or ext.	Art. Art.	Description Description
------------------------------	--------------	----------------------------

7	701 701a	Suspension. Reinforced front strut. P.N. 30500/1
---	-------------	---

PHOTO





FEDERATION INTERNATIONALE DU SPORT AUTOMOBILE

Homologation N°

A-5282

Extension N°

15 / 01 ET

FICHE D'EXTENSION A L'HOMOLOGATION OFFICIELLE FISA
FORM OF EXTENSION TO THE OFFICIAL FISA HOMOLOGATION

ET Evolution normale du type: dès le numéro de châssis
Normal evolution of the type: as from chassis number AVL013759M

VF Variante de fourniture / Supply variant

VO Variante option / Option variant

ER Errata / Erratum

**NON VALABLE EN RALLYE
NOT VALID FOR RALLY**

Homologation valable dès le - 1 JAN. 1987 en groupe A
Homologation valid as from _____ in group _____

Constructeur GENERAL MOTORS-HOLDEN'S LIMITED Modèle et type COMMODORE VL-V8
Manufacturer _____ Model and type _____

Page ou ext. Page or ext.	Art. Art.	Description Description
1		BODYWORK EVOLUTION - PHOTO A. PHOTO B.
2	202	Overall Length 4766 mm
	209a	Overhang - Front 973 mm
	209b	Overhang - Rear 1125 mm
		Following main parts have changed: Bonnet, headlamps, radiator grille, bumpers, rear lamps, mudguards, bootlid and spoiler.
3	318c	Connecting rod - interior diameter of big end 57.15 mm.
4	327d	Inlet valves - maximum diameter: 49.6 mm
	327e	Exhaust valves - maximum diameter: 40.9 mm
8	801a	Wheels - Diameter - Front: 15"/381 mm Diameter - Rear: 15"/381 mm

1/0199WJ/629MC

[Handwritten signature]



Marque Make HOLDEN Modèle Model COMMODORE VL-V8 N° Homol. A-5282

N° Ext. 15 / 0 1 ET

Page ou ext. Page or ext	Art. Art.	Description Description		
8	803	BRAKES		
			<u>Front</u>	<u>Rear</u>
9	803g5	Exterior dia. of disc	289 mm	
	803g6	Exterior dia. of rubbing surface	287 mm	
	803g7	Interior dia. of rubbing surface	211 mm	214 mm
	803g8	Overall length of shoes	112 mm inner 127 mm outer	
	803g10	Braking surface per wheel	594.5 mm ²	494 mm ²
	804b	Steering ratio - variable: 18.7:1 on centre, 8.3:1 on lock.		
10		COMPLEMENTARY INFORMATION		
11	PhotoE	Engine in its compartment.		
	PhotoF	Cylinder head - larger dia. valve seats.		
	PhotoG	Combustion chamber		
12	PhotoI	Inlet manifold		
13	PhotoV	Front Brakes		
	PhotoX	Dashboard		



2/0199Wj/629MC

Marque

Make

HOLDEN

Modèle

Model

COMMODORE VL-V8

N° Homol.

A-5282

PHOTOS / PHOTOS

N° Ext.

15 / 01 ET

PHOTO A



PHOTO B




PHOTO E




PHOTO F





PHOTO G



Marque
Make HOLDEN

Modèle
Model COMMODORE VL-V8

N° Homol. A-5282

PHOTOS / PHOTOS

N° Ext. 15 / 0 i LI

PHOTO I

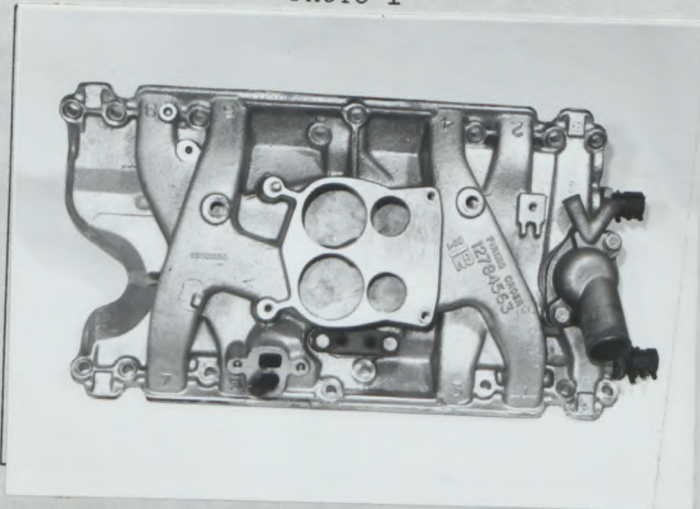





PHOTO V



PHOTO X





FEDERATION INTERNATIONALE DU SPORT AUTOMOBILE

Homologation N°

A 5282

Extension N°

16-05 ER

FICHE D'EXTENSION A L'HOMOLOGATION OFFICIELLE FISA
FORM OF EXTENSION TO THE OFFICIAL FISA HOMOLOGATION

ET Evolution normale du type: dès le numéro de châssis
Normal evolution of the type: as from chassis number _____

VF Variante de fourniture / Supply variant

VO Variante option / Option variant

ER Errata / Erratum

Homologation valable dès le **- 1 JAN. 1987** en groupe _____
Homologation valid as from _____ in group **A**

Constructeur **HOLDEN** Modèle et type **COMMODORE VK-V8**
Manufacturer _____ Model and type _____

Page ou ext. Page or ext.	Art. Art.	Description Description
		<p>L'EXTENSION SUIVANTE : 03/01 ES N'EST PAS VALABLE EN RALLIES.</p> <p>THE FOLLOWING EXTENSION : 03/01 ES IS NOT VALID IN RALLIES.</p>



[Handwritten signature]



FEDERATION INTERNATIONALE DU SPORT AUTOMOBILE

Homologation N°

A-5282

Extension N°

17-02 ES

THIS IS A SPORTING EVOLUTION (ES) OF THE
COMMODORE VL V8 EVOLUTION A5282 EXT. NO.....

FICHE D'EXTENSION A L'HOMOLOGATION OFFICIELLE FISA
FORM OF EXTENSION TO THE OFFICIAL FISA HOMOLOGATION

 ES SPORTING EVOLUTION

 VF Variante de fourniture / Supply variant

 VO Variante option / Option variant

 ER Errata / Erratum

**NON VALABLE EN RALLYE
NOT VALID FOR RALLY**

Homologation valable dès le
Homologation valid as from

-1 JAN. 1987

en groupe
in group A

Constructeur
Manufacturer GENERAL MOTORS-HOLDEN'S LIMITED

Modèle et type
Model and type COMMODORE VL-V8

Page ou ext. Page or ext.	Art. Art.	Description Description
1		BODYWORK EVOLUTION - Photo A, A2, A3 Photo B. Following main parts have changed: Radiator grille, front bumper skirt, rear bumper skirt, rear spoiler, rear lamps.
3	318e	Connecting rod - minimum weight: 657.8 gm
	319h	Crankshaft - minimum weight: 23546 gm
	320b	Flywheel - minimum weight: 9750 gm
4	328a	Material of exhaust manifold: fabricated steel
	328c	Maximum exhaust manifold outlet diameter: 48.15mm.
8	801b	Wheels: Diameter Front 16"/406mm Rear 16"/406mm
	803	Brakes
	803b	Master cylinder bore - 25.4mm



Auth. House

Marque HOLDEN Modèle COMMODORE VL-V8 N° Homol. A-5282
 Make _____ Model _____

N° Ext. **17-02ES**

Page ou ext. Page or ext.	Art. Art.	Description Description	Front	Rear
	803g5	Exterior diameter of disc:	289 mm	
	803g6	Exterior diameter of rubbing surface:	287 mm	
	803g7	Interior diameter of rubbing surface:	211 mm	214 mm
	803g8	Overall length of shoes	112 mm Inner 127 mm Outer	
	803g10	Braking surface per wheel	594.5 mm	494 mm
	804b	Steering ratio - variable:	18.7:1 on centre, 8.3:1 on lock.	
10		COMPLEMENTARY INFORMATION		
	PhotoZ1	Roller rocker arm, guide plate, stud and nut.		
	PhotoZ2	Push rod		
	PhotoZ3	Torsional damper weight retention.		
	PhotoZ4	Bearing cap.		
11	PhotoC	Right side of engine.		
	PhotoD	Left side of engine		
	PhotoE	Engine compartment.		
	PhotoI	Inlet manifold.		
	PhotoJ	Exhaust manifolds.		
	PhotoT	Complete dismantled front running gear.		
	PhotoV	Front brakes.		
	PhotoX	Dashboard - instruments.		

2/0195Wj/629MC



Marque HOLDEN Modèle COMMODORE VL-V8 N° Homol. A-5282
 Make HOLDEN Model COMMODORE VL-V8

17-02ES

603. Boîte de vitesses: a) Emplacement REAR OF ENGINE COMPARTMENT
 Gear-box: Location

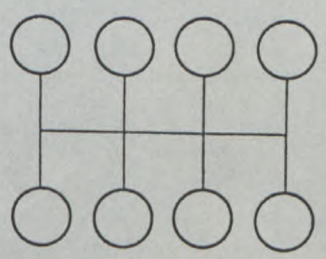
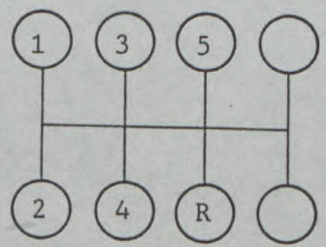
b) Marque «manuelle» BORG WARNER T5G c) Marque «automatique» -
 «Manual» make «Automatic» make

d) Emplacement de la commande ON FLOOR
 Location of the gear lever

e) Rapports Ratios

	Manuelle / Manual			Automatique / Automatic			B.V. suppl. / Additional G.B.		
	rappports ratio	nombre de dents/ number of teeth	synchro.	rappports ratio	nombre de dents/ number of teeth	synchro.	rappports ratio	nombre de dents/ number of teeth	synchro.
1	2.953:1	32:14	X						
2	1.938:1	33:22	X						
3	1.337:1	30:29	X						
4	1.000:1	DIRECT	X						
5	0.728:1	31:55	X						
AR/R	2.755:1	20 : 32 15 20							
Constante Constant.	1.292	31:24							

f) Grille de vitesse Gear change gate



604. Surmultiplication: a) Type -
 Overdrive: Type

b) Rapport - c) Nombre de dents -
 Ratio Number of teeth

d) Utilisable avec les vitesses suivantes -
 Usuable with the following gears



Marque HOLDEN
Make _____

Modèle COMMODORE VL-V8
Model _____

N° Homol. A-5282

PHOTOS / PHOTOS

N° Ext. 17-02ES

PHOTO A



PHOTO B



PHOTO A2



PHOTO Z1





PHOTO Z2



PHOTO Z3



FEDERATION INTERNATIONALE
F.I.S.A.
DE L'AUTOMOBILE

Marque
Make HOLDEN

Modèle
Model COMMODORE VL-V8

N° Homol. A-5282

PHOTOS / PHOTOS

N° Ext. 17-02ES

PHOTO Z4




PHOTO C




PHOTO D




PHOTO E




PHOTO I





PHOTO J



FEDERATION INTERNATIONALE
F.I.S.A.
DE L'AUTOMOBILE

LET $\phi = 48.15\text{mm}$

Marque HOLDEN
Make _____

Modèle COMMODORE VL-V8
Model _____

N° Homol. A-5282

17-02ES

PHOTOS / PHOTOS

N° Ext. _____

PHOTO T






PHOTO X



PHOTO V



A3





FEDERATION INTERNATIONALE DU SPORT AUTOMOBILE

Homologation N°

A-5282

Extension N°

18 / 10 VO

FICHE D'EXTENSION A L'HOMOLOGATION OFFICIELLE FISA
FORM OF EXTENSION TO THE OFFICIAL FISA HOMOLOGATION

ET Evolution normale du type: dès le numéro de châssis
Normal evolution of the type: as from chassis number _____

VF Variante de fourniture / Supply variant

VO Variante option / Option variant

ER Errata / Erratum

Homologation valable dès le **01 AVR. 1987** en groupe
Homologation valid as from _____ in group A

Constructeur HOLDEN'S MOTOR COMPANY Modèle et type COMMODORE VL V8
Manufacturer _____ Model and type _____

Page ou ext. Page or ext.	Art. Art.	Description Description
7		ALTERNATIVE FINAL DRIVE
	605b	RATIO 3.10:1 3.18:1 3.31:1 3.45:1
	605c	TEETH 31:10 35:11 43:13 38:11
	605b	RATIO 3.73:1 3.82:1
	605c	TEETH 41:11 42:11



Edith Hone



FEDERATION INTERNATIONALE DU SPORT AUTOMOBILE

Homologation N°

A-5282

Extension N°

19/06 ER

FICHE D'EXTENSION A L'HOMOLOGATION OFFICIELLE FISA
FORM OF EXTENSION TO THE OFFICIAL FISA HOMOLOGATION

ET Evolution normale du type: dès le numéro de châssis
Normal evolution of the type: as from chassis number _____

VF Variante de fourniture / Supply-variant _____

VO Variante option / Option variant _____

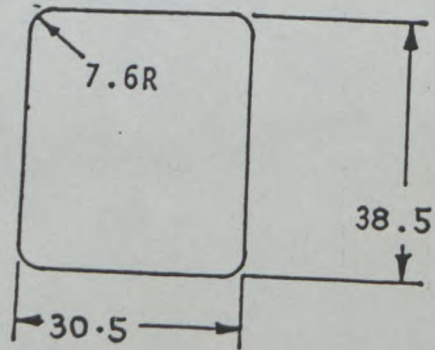
ER Errata / Erratum

Homologation valable dès le **01 JUL. 1987** en groupe _____
Homologation valid as from _____ in group **A**

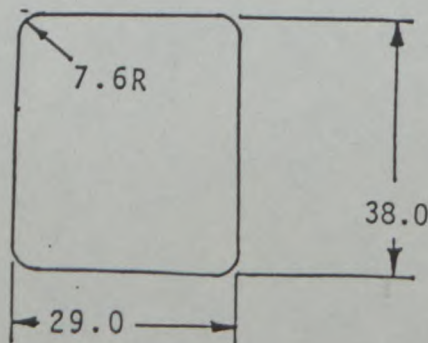
Constructeur HOLDEN'S MOTOR COMPANY Modèle et type COMMODORE VL V8
Manufacturer _____ Model and type _____

Page ou ext. Page or ext.	Art. Art.	Description Description
03/01 ES	DWG.	

III Orifices d'échappement de la culasse,
face collecteur (tolérances sur dimensions:
-2%, +4%)
Cylinderhead exhaust ports, manifold
side (tolerances on dimensions:
-2%, +4%)



INSTEAD OF



Signature



FEDERATION INTERNATIONALE DU SPORT AUTOMOBILE

Homologation N°

A-5282

Extension N°

19/06 ER

FICHE D'EXTENSION A L'HOMOLOGATION OFFICIELLE FISA
FORM OF EXTENSION TO THE OFFICIAL FISA HOMOLOGATION

ET Evolution normale du type: dès le numéro de châssis
Normal evolution of the type: as from chassis number _____

VF Variante de fourniture / Supply variant

VO Variante option / Option variant

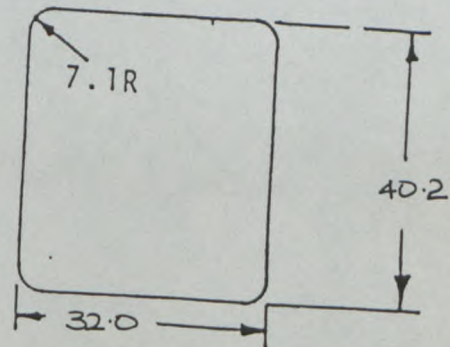
ER Errata / Erratum

Homologation valable dès le _____ en groupe
Homologation valid as from _____ in group A

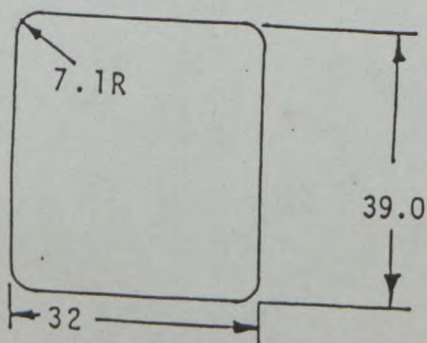
Constructeur HOLDEN'S MOTOR COMPANY Modèle et type COMMODORE VL V8
Manufacturer _____ Model and type _____

Page ou ext. Page or ext.	Art. Art.	Description Description
03/01 ES	DWG.	

IV Orifices du collecteur d'échappement,
côté culasse (tolérances sur dimensions:
-2%, +4%)
Exhaust manifold ports, cylinderhead
side (tolerances on dimensions:
-2%, +4%)



INSTEAD OF





FEDERATION INTERNATIONALE DU SPORT AUTOMOBILE

Homologation N°

A-5282

Extension N°

20 / 11 VO

FICHE D'EXTENSION A L'HOMOLOGATION OFFICIELLE FISA
FORM OF EXTENSION TO THE OFFICIAL FISA HOMOLOGATION

ET Evolution normale du type: dès le numéro de châssis
Normal evolution of the type: as from chassis number _____

VF Variante de fourniture / Supply variant


VO Variante option / Option variant

ER Errata / Erratum

Homologation valable dès le 01 JUL. 1987 en groupe A
Homologation valid as from _____ in group _____

Constructeur HOLDEN'S MOTOR COMPANY Modèle et type COMMODORE VL-V8
Manufacturer _____ Model and type _____

Page ou ext. Page or ext.	Art. Art.	Description Description		
4	-	FUEL SWIRL POT. CAPACITY - 8 LITRES PART NO. FC001	PHOTO	15-1
6	606	ALTERNATIVE PROPELLER SHAFT PART NO. TR001	PHOTO	15-2
7	701	REINFORCED FRONT STRUT PART NO. FSC001	PHOTO	15-3
	701	REINFORCED REAR LOWER CONTROL ARM ADJUSTABLE. PART NO. RS001	PHOTO	15-4
	701	REINFORCED REAR UPPER CONTROL ARM ADJUSTABLE. PART NO. RS002	PHOTO	15-5
	706	FRONT STABILISER BAR WITH ADJUSTABLE LINKS PART NO. FS002	PHOTO	15-6
	706	REAR STABILISER BAR WITH ADJUSTABLE LINKS PART NO. RS003	PHOTO	15-7
	803	WATER COOLED BRAKES		
		A. WATER TANK LOCATED IN BOOT. CAPACITY 25 LITRES PART NO. BC001	PHOTO	15-8
		B. ELECTRIC PUMPS PART NO. BC002	PHOTO	15-9
		C. INJECTOR PART NO. BC003	PHOTO	15-10



Signature

Marque
Make

HOLDEN

Modèle
Model

COMMODORE VL V8

N° Homol. A-5282

N° Ext. 20 / 11 VO

Page ou ext.
Page or ext.

Art.
Art.

Description
Description

803 TWIN DISC BRAKES		ALT.1	ALT.2	ALT.3	ALT.4
803e	NO. OF CYLINDERS PER WHEEL	2	4	2	4
803e1	BORE (MM)	1x35,0 1x31,8	2x35,0 2x31,8	1x35,0 1x31,8	2x35,0 2x31,8
803g1	NO. OF PADS PER WHEEL	4	8	4	8
803g2	NO. OF CALIPERS PER WHEEL	1	2	1	2
803g3	CALIPER MATERIAL	ALLOY	ALLOY	ALLOY	ALLOY
803g4	MAXIMUM DISC THICKNESS (MM)	10,0	10,0	12,7	12,7
803g5	EXTERIOR DIAMETER OF DISC (MM)	322,0	322,0	322,0	322,0
803g6	EXTERIOR DIA. OF THE SHOES RUBBING SURFACE (MM)	322,0	322,0	322,0	322,0
803g7	INTERIOR DIA. OF THE SHOES RUBBING SURFACE (MM)	234,0	234,0	234,0	234,0
803g8	OVERALL LENGTH OF SHOES (MM)	130,0	130,0	130,0	130,0
803g9	VENTILATED DISC	NO	NO	NO	NO
803g10	BRAKING SURFACE PER WHEEL (CM ²)	1537	1537	1537	1537

PART NOS: CALIPER - CP 3305
TWIN DISC- CP2886
TWIN DISC- CP2886D

PHOTO 15-11
PHOTO 15-12

803 CARBON BRAKE DISCS		ALT.1	ALT.2	ALT.3	ALT.4
-	DISC MATERIAL	CARBON	CARBON	CARBON	CARBON
803g4	MAXIMUM DISC THICKNESS (MM)	32	33	34	35
803g5	EXTERIOR DIA. OF DISC (MM)	330	330	330	330
803g6	EXTERIOR DIA. OF SHOES RUBBING SURFACE (MM)	330	330	330	330
803g7	INTERIOR DIA. OF SHOES RUBBING SURFACE (MM)	222	222	222	222
803g8	VENTILATED DISC	YES	YES	YES	YES
803g9	BRAKING SURFACE PER WHEEL (CM ²)	936	936	936	936

PART NO. CP2872

PHOTO 15-13



Marque HOLDEN Modéle COMMODORE VL V8 N° Homol. A-5282
 Make HOLDEN Model COMMODORE VL V8

N° Ext. 20 / 11 V0

Page ou ext. Page or ext.	Art. Art.	Description Description	ALT.1	ALT.2	ALT.3	ALT.4	ALT.5	ALT.6
	803	ALTERNATIVE FRONT BRAKE CALIPERS						
	803e	NUMBER OF CYLINDERS PER WHEEL	4	4	4	4	4	4
	803e1	BORE (MM)	2x44,5 2x41,3	44,5	41,3	2x44,5 2x41,3	44,5	41,3
	803g1	NUMBER OF PADS PER WHEEL	2	2	2	2	2	2
	803g2	NUMBER OF CALIPERS PER WHEEL	1	1	1	1	1	1
	803g3	CALIPER MATERIAL	ALLOY	ALLOY	ALLOY	ALLOY	ALLOY	ALLOY
	803g4	MAXIMUM DISC THICKNESS(MM)		32,0	OR	35,5		
	803g5	EXTERIOR DIA.OF DISC (MM)	330	330	330	356	356	356
	803g6	EXTERIOR DIAMETER OF THE SHOES RUBBING SURFACE (MM)	330	330	330	356	356	356
	803g7	INTERIOR DIAMETER OF THE SHOES RUBBING SURFACE (MM)	222	222	222	248	248	248
	803g8	OVERALL LENGTH OF SHOES(MM)	127	127	127	127	127	127
	803g9	VENTILATED DISC	YES	YES	YES	YES	YES	YES
	803g10	BRAKING SURFACE PER WHEEL (CM ²)	936	936	936	1025	1025	1025

PART NO. CP4614 1054

PHOTO 15 - 14



Marque
Make

HOLDEN'S MOTOR COMPANY

Modèle
Model

COMMODORE VL-V8

N° Homol. A-5282

N° Ext. 20 / 11 V0

Page ou ext. Page or ext.	Art. Art.	Description Description	ALT.1	ALT.2	ALT.3	ALT.4
	803	HEAVY DUTY REAR BRAKE CALIPERS				
	803e	NUMBER OF CYLINDERS PER WHEEL	4	4	4	4
	803e1	BORE (MM)	31.75	34.0	36.0	38.0
	803g1	NUMBER OF PADS PER WHEEL	2	2	2	2
	803g2	NUMBER OF CALIPERS PER WHEEL	1	1	1	1
	803g3	CALIPER MATERIAL	ALLOY	ALLOY	ALLOY	ALLOY
	803g4	MAXIMUM DISC THICKNESS (MM)	20.7	OR	25.4	
	803g5	EXTERIOR DIA OF THE DISC (MM)	305	305	305	305
	803g6	EXTERIOR DIA OF THE SHOES RUBBING SURFACE (MM)	304	304	304	304
	803g7	INTERIOR DIA OF THE SHOES RUBBING SURFACE (MM)	190	190	190	190
	803g8	OVERALL LENGTH OF THE SHOES (MM)	133.4	133.4	133.4	133.4
	803g9	VENTILATED DISC	YES	YES	YES	YES
	803g10	BRAKING SURFACE PER WHEEL (CM ²)	885.0	885.0	885.0	885.0

PART NO. CP3138 454

PHOTO 15 - 15

605

REINFORCED REAR AXLE
PART NO.

PHOTO 15 - 16
15 - 17



Marque
Make HOLDEN

Modèle
Model COMMODORE VL V8

N° Homol. A-5282

PHOTOS / PHOTOS

N° Ext. 20 / 11 V0



PHOTO 15-1



PHOTO 15-2



PHOTO 15-3



PHOTO 15-4




PHOTO 15-5



PHOTO 15-6



Marque
Make HOLDEN

Modèle
Model COMMODORE VL V8

N° Homol. A-5282

PHOTOS / PHOTOS

N° Ext. 20 / 11 V0



PHOTO 15-13




PHOTO 15-14




PHOTO 15-15




PHOTO 15 -16




PHOTO 15 - 17



Marque HOLDEN Modèle COMMODORE VL V8
Make HOLDEN Model COMMODORE VL V8 N° Homol. A-5282

PHOTOS / PHOTOS

N° Ext. 20 / 11 V0



PHOTO 15-7




PHOTO 15-8




PHOTO 15-9




PHOTO 15-10




PHOTO 15-11




PHOTO 15-12





FEDERATION INTERNATIONALE DU SPORT AUTOMOBILE

Homologation N°

A-5282

Extension N°

21 / 12 VO

FICHE D'EXTENSION A L'HOMOLOGATION OFFICIELLE FISA
FORM OF EXTENSION TO THE OFFICIAL FISA HOMOLOGATION

VO Variante option / Option variant

Homologation valable dès le 01 OCT. 1987 en groupe A
Homologation valid as from _____ in group _____

Constructeur de la voiture HOLDEN'S MOTOR COMPANY Modèle et type COMMODORE VL-V8
Manufacturer of the car _____ Model and type _____

ARCEAU / CAGE DE SECURITE

ROLLBAR / ROLLAGE

Arceau principal

Entretolse

Arceau avant

Main rollbar

longitudinale/diagonale

Longitudinal/diagonal

Front rollbar

strut

Fabricant de l'arceau

Rollbar manufacturer

TOM WALKINSHAW RACING LTD

Matériau

Material

steel

BS980 CDS

BS980 / CDS

BS980 CDS

Diamètre extérieur

Exterior diameter

50.8 mm

38.1 mm / 38.1 mm

38.1 mm

Epaisseur de paroi

Wall thickness

2.05 mm

2.65 mm / 2.65 mm

2.65 mm

Limite élastique

Elastic limit

42.4 kg/mm²37.5 kg/mm² / 37.5 kg/mm²37.5 kg/mm²

Résistance à la traction

Tensile strength

48.0 kg/mm²44.1 kg/mm² / 44.1 kg/mm²44.1 kg/mm²



Poids total y-compris les fixations

Total weight including fixings

40 kg

Arceau/cage complet (e) hors de la voiture

Complete rollbar/rollcage outside the car



Nous attestons que le présent arceau / la présente cage de sécurité répond aux dispositions de l'Annexe J de la FIA, en particulier en ce qui concerne ses implantations, ses connexions et ses résistances aux contraintes.


We certify that the present rollbar/rollcage complies with the conditions of the FIA Appendix J, in particular with regard to its attachments, its connections and its stress resistances.

Signature du représentant du constructeur du véhicule
Signature of the car manufacturer representative

Jamaic
150487

Marque HOLDEN'S MOTOR COMPANY Modèle COMMODORE VL-V8 N° Homol. A-5282
Make HOLDEN'S MOTOR COMPANY Model COMMODORE VL-V8 N° Ext. 21 / 12 VO

PHOTOS OU DESSINS DES FIXATIONS SUR LA COQUE :
PHOTOS OR DRAWINGS OF THE ATTACHMENTS ON THE BODY :




FÉDÉRATION INTERNATIONALE
F.I.S.A.
DE L'AUTOMOBILE

Marque HOLDEN'S MOTOR COMPANY Modèle COMMODORE VL-V8 N° Homol. A-5282
Make HOLDEN'S MOTOR COMPANY Model COMMODORE VL-V8

PHOTOS OU DESSINS DES FIXATIONS SUR LA COQUE :
PHOTOS OR DRAWINGS OF THE ATTACHMENTS ON THE BODY :

N° Ext. 21 / 12 10





FEDERATION INTERNATIONALE DU SPORT AUTOMOBILE

Homologation N°

A-5282

Extension N°

22 / 13 VO

FICHE D'EXTENSION A L'HOMOLOGATION OFFICIELLE FISA
FORM OF EXTENSION TO THE OFFICIAL FISA HOMOLOGATION

VO Variante option / Option variant

Homologation valable dès le

Homologation valid as from

01 OCT. 1987

en groupe

in group

A

Constructeur de la voiture

Manufacturer of the car

Holden's Motor Company

Modèle et type

Model and type

COMMODORE VL-V8

ARCEAU / CAGE DE SECURITE

ROLLBAR / ROLLAGE

Arceau principal

Entretoise

Arceau avant

Main rollbar

longitudinale/diagonale

Longitudinal/diagonal

Front rollbar

strut

Fabricant de l'arceau

Rollbar manufacturer

Matériau

Material

Steel

Tom Walkinshaw Racing Ltd.

Diamètre extérieur

Exterior diameter

Epaisseur de paroi

Wall thickness

Limite élastique

Elastic limit

Résistance à la traction

Tensile strength

Poids total y-compris les fixations

Total weight including fixings

BS980 CDS

BS980 CDS,

BS980 CDS

50.8 mm

38.1 mm / 38.1 mm

38.1 mm

2.05 mm

2.65 mm / 2.65 mm


2.65 mm

42.4 kg/mm²37.5 kg/mm² / 37.5 kg/mm²37.5 kg/mm²48.0 kg/mm²44.1 kg/mm² / 44.1 kg/mm²44.1 kg/mm²

40 kg

Arceau/cage complet(' e) hors de la voiture

Complete rollbar/rollcage outside the car



Nous attestons que le présent arceau / la présente cage de sécurité répond aux dispositions de l'Annexe J de la FIA, en particulier en ce qui concerne ses implantations, ses connexions et ses résistances aux contraintes.

We certify that the present rollbar/rollcage complies with the conditions of the FIA Appendix J, in particular with regard to its attachments, its connections and its stress resistances.





Signature du représentant du constructeur du véhicule
Signature of the car manufacturer representative

Tom Walkinshaw
150487

Marque HOLDEN'S MOTOR COMPANY Modèle COMMODORE VL-V8 N° Homol. A-5282
Make HOLDEN'S MOTOR COMPANY Model COMMODORE VL-V8 N° Homol. A-5282

PHOTOS OU DESSINS DES FIXATIONS SUR LA COQUE :
PHOTOS OR DRAWINGS OF THE ATTACHMENTS ON THE BODY :

N° Ext. 22 / 13 V0



INTER...
DE L'AUTOMOBILE

Marque HOLDEN'S MOTOR COMPANY Modèle COMMODORE VL-V8 N° Homol. A-5282
Make HOLDEN'S MOTOR COMPANY Model COMMODORE VL-V8

PHOTOS OU DESSINS DES FIXATIONS SUR LA COQUE :
PHOTOS OR DRAWINGS OF THE ATTACHMENTS ON THE BODY :

N° Ext. 22 / 13 V0





FEDERATION INTERNATIONALE DU SPORT AUTOMOBILE

Homologation N°

A-5282

THIS IS A SPORTING EVOLUTION (E.S.) OF THE
COMMODORE VL-V8 EVOLUTION A5282 EXT.NO.17-02ES.

Extension N°

23 - 03 ES

FICHE D'EXTENSION A L'HOMOLOGATION OFFICIELLE FISA
FORM OF EXTENSION TO THE OFFICIAL FISA HOMOLOGATION

 ES SPORTING EVOLUTION

 VF Variante de fourniture / Supply variant

 VO Variante option / Option variant

 ER Errata / Erratum

**NON VALABLE EN RALLYE
NOT VALID FOR RALLY**

Homologation valable dès le

Homologation valid as from

01 AOUT 1988

en groupe

in group

A

Constructeur
Manufacturer HOLDEN'S MOTOR COMPANY

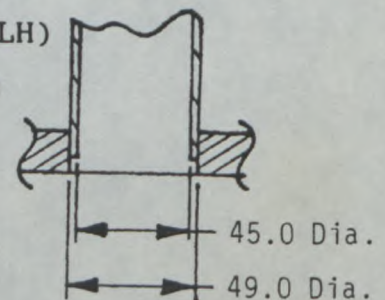
Modèle et type
Model and type COMMODORE VL-V8 SS

Page ou ext. Page or ext.	Art. Art.	Description Description
1		<p>BODYWORK EVOLUTION</p> <p>PHOTO A, PHOTO A2, PHOTO A3, PHOTO B.</p> <p>Following main parts have changed: Radiator grille, radiator air extractor vents, cold air intake, front and rear bumper skirts, side skirts and rear spoilers, electric door locks.</p>
2	202	Overall length - 4831 mm
	209	Overhang a) Front - 980 mm b) Rear 1183 mm
	318e	Minimum weight of connecting rod - 638.8g.
	320b	Minimum weight of flywheel - 9250g.
4	324	<p>Fuel Feed by Injection.</p> <p>a) Manufacturer - Bosch/Delco. b) Model - E.F.I. c) Fuel Measurement - Electronical. c1) Piston Pump - No. c2) Measurement of air volume - No. c3) Measurement of air mass - No. c4) Measurement of air speed - No. c5) Measurement of air pressure - Yes.</p>



Auth. Hussey

Page ou ext. Page or ext.	Art. Art.	Description Description
		Fuel Feed by Injection - cont'd.
		d) Effective dimensions of measure position in the throttle area - Primary $64.00_{+0.05}^{-0.00}$ mm dia. Secondary - 80.0mm. dia.
		e) Number of effective fuel outlets - 8
		f) Position of injection valves - Inlet manifold.
		g) Statement of fuel measuring parts of injection system - manifold pressure sensor, throttle position switch, exhaust oxygen sensor, engine speed sensor, electronic management module, injection valve, fuel pressure regulator.
4	327	Inlet. a) Material of manifold - Plenum - aluminium and steel. Cover - aluminium.
5	328	b) Number of elements - 2. Exhaust. a) Material of manifold - steel.
5	401	b) Number of elements - 2. (RH and LH) Max. diameter of outlets - 45.0 mm
5		Fuel Tank.
10		d) Maximum capacity - 83 litres.
		COMPLEMENTARY INFORMATION.
	307	Cylinder. Cylinder block and crankcase reinforced and revised for 4 bolt bearing caps, thicker block deck joint and for larger diameter valve lifters.
	PHOTOZ1	Bearing Cap.
	PHOTOZ2	Opening in side skirt lower.
	321	Cylinder Head. New castings with revised inlet and exhaust ports to suit fuel injection. New aircleaner to suit fuel injection.

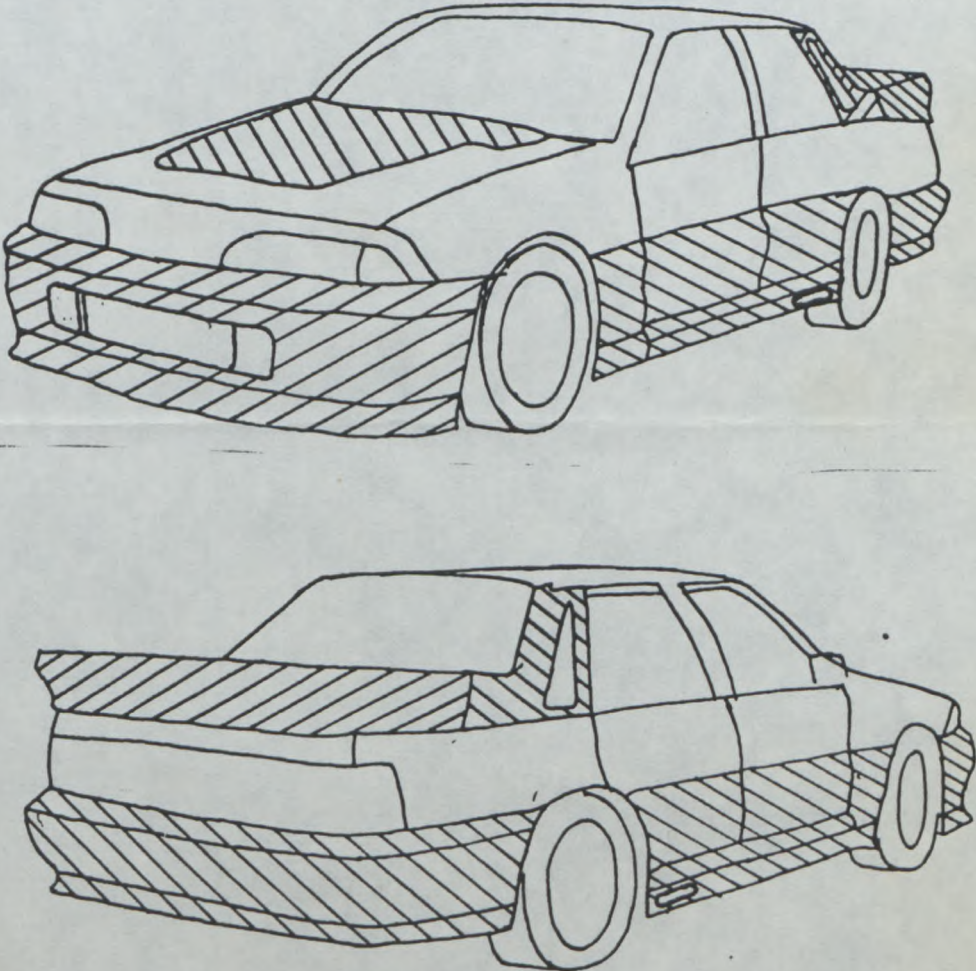


Marque
Make HOLDEN

Modèle
Model COMMODORE VL-V8 SS

N° Homol. A-5282

N° Ext. 23-03ES

Page ou ext. Page or ext.	Art. Art.	Description Description
	902 f)	<p data-bbox="459 472 1139 510">COMPLEMENTARY INFORMATION - cont'd.</p> <p data-bbox="459 533 1501 618">Shaded areas indicate composite material added to outside of body.</p> 



Marque HOLDEN Modèle COMMODORE VL-V8 SS N° Homol. A-5282
 Make _____ Model _____

N° Ext. 23-03ES

Page ou ext. Page or ext.	Art. Art.	Description Description
11	PHOTO C PHOTO D PHOTO E PHOTO F PHOTO G PHOTO H PHOTO I PHOTO J	Right side of engine. Left side of engine. Engine compartment. Bare clinder head. Combustion chamber. Fuel injection system. Inlet manifold. Exhaust manifolds.
14		DRAWINGS. I } II } III } Dimensions revised to suit fuel injection IV }



Marque HOLDEN
Make _____

Modèle COMMODORE VL-V8 SS
Model _____

A-5282

N° Homol. _____

PHOTOS / PHOTOS

N° Ext. 23 - 03 ES

PHOTO A



PHOTO B



PHOTO A2



PHOTO A3

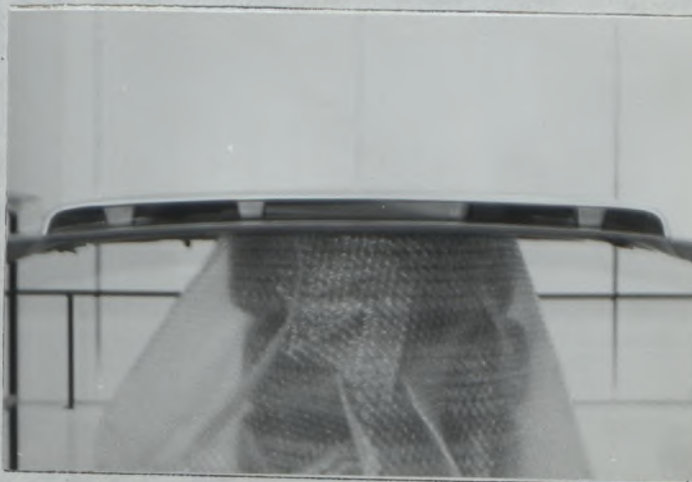


PHOTO Z1





PHOTO Z2



Marque HOLDEN
Make _____

Modèle COMMODORE VL-V8 SS
Model _____

A-5282

N° Homol. _____

PHOTOS / PHOTOS

N° Ext. 23-03ES

PHOTO C




PHOTO D




PHOTO E




PHOTO F




PHOTO G





PHOTO H



Marque HOLDEN
Make _____

Modèle COMMODORE VL-V8 SS
Model _____

N° Homol. A-5282

PHOTOS / PHOTOS

N° Ext. 23-03ES

PHOTO I









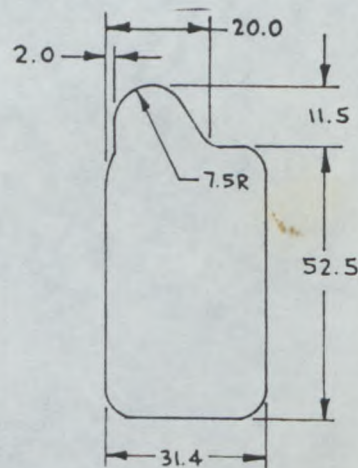
PHOTO J



23-03 ES

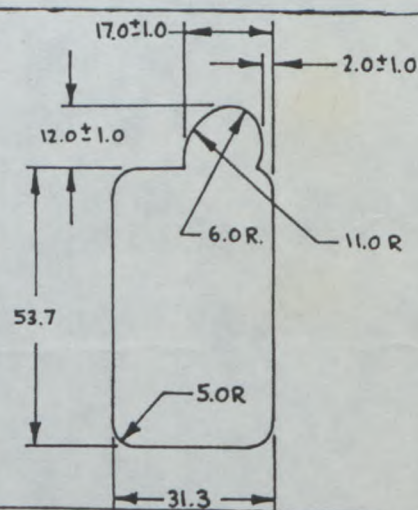
DESSINS / DRAWINGS Dimensions in millimetres,
 at port face except III.

Moteur / Engine Radii tolerance ± 0.8

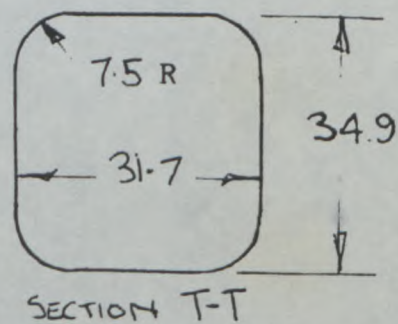
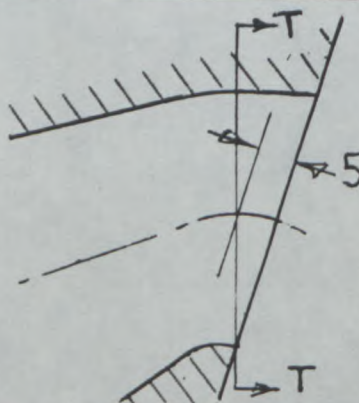


- I Orifices d'admission de la culasse, face collecteur (tolérances sur dimensions: -2%, +4%)
 Cylinderhead inlet ports, manifold side (tolerances on dimensions: -2%, +4%)

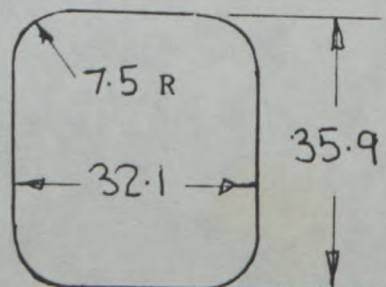
- II Orifices du collecteur d'admission, côté culasse (tolérances sur dimensions: -2%, +4%)
 Inlet manifold ports, cylinderhead side (tolerances on dimensions: -2%, +4%)



- III Orifices d'échappement de la culasse, face collecteur (tolérances sur dimensions: -2%, +4%)
 Cylinderhead exhaust ports, manifold side (tolerances on dimensions: -2%, +4%)



- IV Orifices du collecteur d'échappement, côté culasse (tolérances sur dimensions: -2%, +4%)
 Exhaust manifold ports, cylinderhead side (tolerances on dimensions: -2%, +4%)





FEDERATION INTERNATIONALE DU SPORT AUTOMOBILE

Homologation N°

A-5282

Extension N°

24 - 01 VF

FICHE D'EXTENSION A L'HOMOLOGATION OFFICIELLE FISA
FORM OF EXTENSION TO THE OFFICIAL FISA HOMOLOGATION

ET Evolution normale du type: dès le numéro de châssis
Normal evolution of the type: as from chassis number _____

VF Variante de fourniture / Supply variant

VO Variante option / Option variant

ER Errata / Erratum

Homologation valable dès le _____ 01 AOÛT 1988 _____ en groupe A
Homologation valid as from _____ in group _____

Constructeur HOLDEN'S MOTOR COMPANY Modèle et type COMODORE VL-V8 SS
Manufacturer _____ Model and type _____

Page ou ext. Page or ext.	Art. Art.	Description Description
	325 f)	An interchangeable Supply Variant of the 17-02 ES CRANE roller Rocker Assembly is made by Perfectune.





FEDERATION INTERNATIONALE DU SPORT AUTOMOBILE

Homologation N°

A-5282

Extension N°

25 / 14 VO

FICHE D'EXTENSION A L'HOMOLOGATION OFFICIELLE FISA
FORM OF EXTENSION TO THE OFFICIAL FISA HOMOLOGATION

ET Evolution normale du type: dès le numéro de châssis
Normal evolution of the type: as from chassis number _____

VF Variante de fourniture / Supply variant

VO Variante option / Option variant

ER Errata / Erratum

Homologation valable dès le _____ **01 OCT. 1988** _____ en groupe _____ A
Homologation valid as from _____ in group _____

Constructeur GENERAL MOTORS HOLDEN Modèle et type COMMODORE VL V8
Manufacturer _____ Model and type _____

Page ou ext. Page or ext.	Art. Art.	Description Description	
7	701b	ALTERNATIVE REAR AXLE ASSEMBLY	PHOTO 17-1
8	803	ALTERNATIVE FRONT BRAKE CALIPERS	
	803e	Number of cylinders per wheel	4
	803e1	Bore (mm)	47.6/41.3
	803g1	Number of Pads per Wheel	2
	803g2	Number of Calipers per Wheel	1
	803g3	Caliper Material	Alum. Alloy
	803g4	Maximum Disc Thickness (mm)	36
	803g5	Exterior Dia. of Disc (mm)	343
	803g6	Exterior Diameter of the Shoes Rubbing Surface (mm)	343
	803g7	Interior Diameter of the Shoes Rubbing Surface (mm)	228, 214
	803g8	Overall Length of Shoes (mm)	130
	803g9	Ventilated Disc	Yes
	803g10	Braking Surface per Wheel (cm ²)	1058.37/1154.91
			PHOTO 17-2



Signature

Marque Make HOLDEN Modèle Model COMMODORE N° Homol. A-5282

N° Ext. 25 / 14 VO

Page ou ext. Page or ext.	Art. Art.	Description Description
8	803	ALTERNATIVE FRONT BRAKE DISC
		Disc Material Iron Alloy
	803g4	Maximum disc Thickness (mm) 32
	803g5	Exterior Dia. of Disc (mm) 343
	803g6	Exterior Dia. of Shoes Rubbing Surface (mm) 343
	803g7	Interior Dia. of Shoes Rubbing Surface (mm) 228, 214
	803g8	Ventilated Disc Yes
	803g9	Braking Surface per Wheel (cm ²) 1058.37/1154.91

Photo 17-3, 17-4



Marque HOLDEN Modèle COMMODORE
Make HOLDEN Model COMMODORE N° Homol. A-5282

PHOTOS / PHOTOS

N° Ext. 25 / 14 V0




PHOTO 17-1






PHOTO 17-2



PHOTO 17-3



PHOTO 17-4





FEDERATION INTERNATIONALE DU SPORT AUTOMOBILE

Homologation N°

A-5282

Extension N°

26 / 15 VO

FICHE D'EXTENSION A L'HOMOLOGATION OFFICIELLE FISA
FORM OF EXTENSION TO THE OFFICIAL FISA HOMOLOGATION

ET Evolution normale du type: dès le numéro de châssis
Normal evolution of the type: as from chassis number _____

VF Variante de fourniture / Supply variant

VO Variante option / Option variant

ER Errata / Erratum

Homologation valable dès le _____ en groupe A
Homologation valid as from 01 JAN. 1989 in group _____

Constructeur Holden's Motor Company Modèle et type Commodore VL-V8 SS
Manufacturer _____ Model and type _____

Page ou ext. Page or ext.	Art. Art.	Description Description
9	804	Alternative steering ratios (for power and non power steering racks) 16.5:1 (Kirby) Photo 18-1 15.8 (TWR) Photo 18-2

Philippe Houng



PHOTO 18-1



PHOTO 18-2



FEDERATION INTERNATIONALE DU SPORT AUTOMOBILE

Homologation N°

A-5282

Extension N°

27 / 16 VO

FICHE D'EXTENSION A L'HOMOLOGATION OFFICIELLE FISA
FORM OF EXTENSION TO THE OFFICIAL FISA HOMOLOGATION

- ET Evolution normale du type: dès le numéro de châssis
Normal evolution of the type: as from chassis number _____
- VF Variante de fourniture / Supply variant
- VO Variante option / Option variant
- ER Errata / Erratum

Homologation valable dès le 01 AVR. 1989 en groupe A
Homologation valid as from _____ in group _____

Constructeur GMHOLDEN'S AUTOMOTIVE LTD Modèle et type COMMODORE VL-V8
Manufacturer _____ Model and type _____

Page ou ext. Page or ext.	Art. Art.	Description Description																											
6	603	<p>Additional gearbox. Photo 89-1</p> <p>c) Make - Hollinger. Part No. GB002</p> <p>e) Ratios.</p> <table border="1"> <thead> <tr> <th colspan="3">B.V. suppl. / Additional G.B.</th> </tr> <tr> <th>rapports ratio</th> <th>nombre de dents/ number of teeth</th> <th>synchro.</th> </tr> </thead> <tbody> <tr> <td>1 2.619</td> <td>33/15</td> <td></td> </tr> <tr> <td>2 1.817</td> <td>29/19</td> <td></td> </tr> <tr> <td>3 1.417</td> <td>25/21</td> <td></td> </tr> <tr> <td>4 1.190</td> <td>23/23</td> <td></td> </tr> <tr> <td>5 1.000</td> <td>direct</td> <td></td> </tr> <tr> <td>R 2.806</td> <td>33/14</td> <td></td> </tr> <tr> <td>C 1.190</td> <td>25/21</td> <td></td> </tr> </tbody> </table> <p>f) Grille de vitesse Gear change gate</p>	B.V. suppl. / Additional G.B.			rapports ratio	nombre de dents/ number of teeth	synchro.	1 2.619	33/15		2 1.817	29/19		3 1.417	25/21		4 1.190	23/23		5 1.000	direct		R 2.806	33/14		C 1.190	25/21	
B.V. suppl. / Additional G.B.																													
rapports ratio	nombre de dents/ number of teeth	synchro.																											
1 2.619	33/15																												
2 1.817	29/19																												
3 1.417	25/21																												
4 1.190	23/23																												
5 1.000	direct																												
R 2.806	33/14																												
C 1.190	25/21																												



Page ou ext. Page or ext.	Art. Art.	Description Description																
6	603	Alternative output flange to additional gearbox (Hollinger) for use with alternative propeller shafts with CV joints. Part No. FL001 Photo 89-2																
7	606	Alternative 2 piece propeller shaft to suit alternative gearbox (Hollinger) Part No. DS003 Photo 89-3																
7	606	Alternative one piece propeller shaft to suit alternative gearbox (Hollinger) Part No. DS004 Photo 89-4																
7	606	Alternative 2 piece propeller shaft with CV joints to suit alternative gearbox (Hollinger) Photo 89-5 Part No. DS005																
7	606	Alternative one piece propeller shaft with CV joints to suit alternative gearbox (Hollinger) Photo 89-6 Part No. DS006																
7	701	Clarification of reinforced McPherson strut 12/07VO, Photo 08-4. Linkage of front anti-roll bar 20/11VO is attached to bracket on strut, hidden in Photo 08-4. Photo from different angle clarifies. Photo 89-7 Part No. S008																
7	701	Alternative rear anti-roll bar linkage-mounting on chassis bolts holding upper control arms. Photo 89-8 Part No. RS005																
7	702	Alternative Spring-Shock absorber unit. Original																
8	707	spring withdrawn. Photo 89-9 Part No. C0002																
8	803e1	Alternative front brake caliper 25/14 VO with alternative cylinder bores. <table style="width: 100%; border: none;"> <tr> <td style="width: 25%;">Alt.1</td> <td style="width: 25%;">Alt.2</td> <td style="width: 25%;">Alt.3</td> <td style="width: 25%;">Alt.4</td> </tr> <tr> <td>47.6/41.3</td> <td>44.5/38.1</td> <td>44.5/44.5</td> <td>44.5/41.3</td> </tr> </table> Part No.'s: <table style="width: 100%; border: none;"> <tr> <td style="width: 25%;">CP476413</td> <td style="width: 25%;">CP445381</td> <td style="width: 25%;">CP445445</td> <td style="width: 25%;">CP445413</td> </tr> <tr> <td></td> <td></td> <td></td> <td>Photo 89-10</td> </tr> </table>	Alt.1	Alt.2	Alt.3	Alt.4	47.6/41.3	44.5/38.1	44.5/44.5	44.5/41.3	CP476413	CP445381	CP445445	CP445413				Photo 89-10
Alt.1	Alt.2	Alt.3	Alt.4															
47.6/41.3	44.5/38.1	44.5/44.5	44.5/41.3															
CP476413	CP445381	CP445445	CP445413															
			Photo 89-10															

All variant options for Commodore A5282 are applicable to all evolutions except as follows;
 The Kirby steering rack of 16.5 ratio introduced for the VL evolution by 26/15 VO does not fit VK.



Marque GM Holden
Make _____

Modèle Commodore VL-V8
Model _____

N° Homol. A-5282

N° Ext. 27 / 16 V0

PHOTOS / PHOTOS




Photo 89-1



Photo 89-2



Photo 89-3



Photo 89-4



Photo 89-5



Photo 89-6



Marque GM Holden
Make _____

Modèle Commodore VL-V8
Model _____

A-5282
N° Homol. _____

PHOTOS / PHOTOS

N° Ext. 27 / 16 V0



Photo 89-7



Photo 89-8




Photo 89-9






Photo 89-10





FEDERATION INTERNATIONALE DU SPORT AUTOMOBILE

Homologation N°

A-5282

Extension N°

28 / 07 ER

FICHE D'EXTENSION A L'HOMOLOGATION OFFICIELLE FISA
FORM OF EXTENSION TO THE OFFICIAL FISA HOMOLOGATION

- ET Evolution normale du type: dès le numéro de châssis
Normal evolution of the type: as from chassis number _____
- VF Variante de fourniture / Supply variant
- VO Variante option / Option variant
- ER Errata / Erratum

Homologation valable dès le 01 AVR. 1989 en groupe A
Homologation valid as from _____ in group _____

Constructeur GM Holdens Automotive Ltd Modèle et type Commodore VL-V8
Manufacturer _____ Model and type _____

Page ou ext. Page or ext.	Art. Art.	Description Description
26/15/VO	804	Read: TRW Instead of: TWR





FEDERATION INTERNATIONALE DU SPORT AUTOMOBILE

Homologation N°

A-5282

Extension N°

30 / 18 VO

FICHE D'EXTENSION A L'HOMOLOGATION OFFICIELLE FISA
FORM OF EXTENSION TO THE OFFICIAL FISA HOMOLOGATION

 VF Variante de fourniture / Supply variant VO Variante option / Option variant ER Errata / Erratum

Homologation valable dès le
Homologation valid as from

01 JUL. 1990

en groupe A
in group

Constructeur
Manufacturer

GM HOLDENS AUTOMOTIVE LTD

Modèle et type
Model and type

COMMODORE VL-V8

Page ou ext. Page or ext.	Art. Art.	Description Description																																																																																				
8	803	Air intake for brake cooling. Part number AI001 PHOTO 90-0																																																																																				
8	803	Alternative front brake calipers. Supplier - AP Racing																																																																																				
		<table border="1"> <thead> <tr> <th></th> <th>Alt1</th> <th>Alt2</th> <th>Alt3</th> <th>Alt4</th> <th>Alt5</th> <th>Alt6</th> </tr> </thead> <tbody> <tr> <td>803e Cyls/wheel</td> <td>6</td> <td>6</td> <td>6</td> <td>6</td> <td>6</td> <td>6</td> </tr> <tr> <td>803e1 Bore mm</td> <td>2 X</td> <td>2 X</td> <td>2 X</td> <td>2 X</td> <td>2 X</td> <td>2 X</td> </tr> <tr> <td></td> <td>41.27</td> <td>38.1</td> <td>41.27</td> <td>41.27</td> <td>38.1</td> <td>41.27</td> </tr> <tr> <td></td> <td>38.1</td> <td>34.92</td> <td>28.57</td> <td>38.1</td> <td>34.92</td> <td>28.57</td> </tr> <tr> <td></td> <td>34.92</td> <td>28.57</td> <td>31.75</td> <td>34.92</td> <td>28.57</td> <td>31.75</td> </tr> <tr> <td>803g1 Pads/wheel</td> <td>2</td> <td>2</td> <td>2</td> <td>2</td> <td>2</td> <td>2</td> </tr> <tr> <td>803g2 Calipers/wheel</td> <td>1</td> <td>1</td> <td>1</td> <td>1</td> <td>1</td> <td>1</td> </tr> <tr> <td>803g3 Caliper material</td> <td></td> <td colspan="3">Alloy</td> <td colspan="2">Alloy</td> </tr> <tr> <td>803g8 Pad length 1.5 mm</td> <td></td> <td colspan="3">152.0</td> <td colspan="2">152.0</td> </tr> <tr> <td></td> <td>Part Number</td> <td colspan="3">CP3554</td> <td colspan="2">CP3555</td> </tr> <tr> <td></td> <td>PHOTO</td> <td colspan="3">90-1</td> <td colspan="2"></td> </tr> </tbody> </table>		Alt1	Alt2	Alt3	Alt4	Alt5	Alt6	803e Cyls/wheel	6	6	6	6	6	6	803e1 Bore mm	2 X	2 X	2 X	2 X	2 X	2 X		41.27	38.1	41.27	41.27	38.1	41.27		38.1	34.92	28.57	38.1	34.92	28.57		34.92	28.57	31.75	34.92	28.57	31.75	803g1 Pads/wheel	2	2	2	2	2	2	803g2 Calipers/wheel	1	1	1	1	1	1	803g3 Caliper material		Alloy			Alloy		803g8 Pad length 1.5 mm		152.0			152.0			Part Number	CP3554			CP3555			PHOTO	90-1				
	Alt1	Alt2	Alt3	Alt4	Alt5	Alt6																																																																																
803e Cyls/wheel	6	6	6	6	6	6																																																																																
803e1 Bore mm	2 X	2 X	2 X	2 X	2 X	2 X																																																																																
	41.27	38.1	41.27	41.27	38.1	41.27																																																																																
	38.1	34.92	28.57	38.1	34.92	28.57																																																																																
	34.92	28.57	31.75	34.92	28.57	31.75																																																																																
803g1 Pads/wheel	2	2	2	2	2	2																																																																																
803g2 Calipers/wheel	1	1	1	1	1	1																																																																																
803g3 Caliper material		Alloy			Alloy																																																																																	
803g8 Pad length 1.5 mm		152.0			152.0																																																																																	
	Part Number	CP3554			CP3555																																																																																	
	PHOTO	90-1																																																																																				



Page ou ext. Page or ext.	Art. Art.	Description Description
8	803	Alternative front brake discs Discs may be grooved and/or cross drilled
		Alt1 Alt2
	803g4	Max. disc thickness mm 32 or 35.6
	803g5	Disc O.D. ±1.5 mm 356 333
	803g6	O.D. pad ±1.5 mm 356 333
8	803g7	I.D. pad ±1.5 mm 267 241
	803g9	Ventilated yes yes
		Part number A016 A017
		PHOTO 90-2 90-3
8	803	Alternative rear brake calipers.
		Alt1 Alt2 Alt3 Alt4 Alt5
	803e	Cyls/wheel 4 4 4 4 4
	803e1	Bore mm 2x41.3 36 32 2x34.9 2x38.1
		2x38.1 2x31.8 2x36.0
	803g1	Pads/wheel 2 2 2 2 2
	803g2	Calipers/wheel 1 1 1 1 1
	803g3	Caliper material Alloy
	803g8	Pad length ±1.5 mm 131.32
		Part number CP3447 CP3463
		PHOTO 90-4
8	803	Alternative rear brake discs Discs may be grooved and/or cross drilled.
	803g4	Max. disc thickness mm 25.5 or 28.1
	803g5	Disc O.D. ±1.5mm 304
	803g6	O.D. pad ±1.5mm 304
	803g7	I.D. pad ±1.5mm 203.5
	803g9	Ventilated yes
		Part number A018
		PHOTO 90-5



N° Ext. **30 / 18 V0**

Page ou ext. Page or ext.	Art. Art.	Description Description																																				
8	803 803a 803b 803b1 803c 803d	<p>BRAKES</p> <p>Alternative adjustable dual braking system, replacing original pedal box.</p> <p>Master cylinders - 2</p> <p>Bore</p> <p>Front 15.88 17.78 19.05 20.96 24.6 25.4</p> <p>Rear 15.88 17.78 19.05 20.96 24.6 25.4</p> <p>Power assistance NO.</p> <p>Adjuster YES, in cockpit</p> <p>Part number BS007 PHOTO 90-6</p>																																				
9	804	<p>Alternative steering column.</p> <p>Part number SC001 PHOTO 90-7</p>																																				
7	701a,b	<p>Alternative front and rear suspension joint locations on chassis. Rotational axes remain within 20mm of standard position. Photos 90-10,-11,-12,-13,-14.</p>																																				
6	603	<p>Additional gearbox ratios-Hollinger. PN GB003</p> <p>e) Rapports Ratios</p> <table border="1" data-bbox="678 1265 1109 2027"> <thead> <tr> <th></th> <th colspan="3">Manuelle / Manual</th> </tr> <tr> <th></th> <th>rapports ratio</th> <th>nombre de dents / number of teeth</th> <th>synchro</th> </tr> </thead> <tbody> <tr> <td>1</td> <td>2.202</td> <td>31:16</td> <td>X</td> </tr> <tr> <td>2</td> <td>1.675</td> <td>28:19</td> <td>X</td> </tr> <tr> <td>3</td> <td>1.407</td> <td>26:21</td> <td>X</td> </tr> <tr> <td>4</td> <td>1.186</td> <td>24:23</td> <td>X</td> </tr> <tr> <td>5</td> <td>1.000</td> <td>direct</td> <td>X</td> </tr> <tr> <td>AR/R</td> <td>2.514</td> <td>31:14</td> <td></td> </tr> <tr> <td>Constante Constant.</td> <td>1.136</td> <td>25:22</td> <td></td> </tr> </tbody> </table>		Manuelle / Manual				rapports ratio	nombre de dents / number of teeth	synchro	1	2.202	31:16	X	2	1.675	28:19	X	3	1.407	26:21	X	4	1.186	24:23	X	5	1.000	direct	X	AR/R	2.514	31:14		Constante Constant.	1.136	25:22	
	Manuelle / Manual																																					
	rapports ratio	nombre de dents / number of teeth	synchro																																			
1	2.202	31:16	X																																			
2	1.675	28:19	X																																			
3	1.407	26:21	X																																			
4	1.186	24:23	X																																			
5	1.000	direct	X																																			
AR/R	2.514	31:14																																				
Constante Constant.	1.136	25:22																																				



Marque HOLDEN
Make

Modèle COMMODORE VL-V8
Model

N° Homol. A-5282

PHOTOS / PHOTOS

N° Ext. 30 / 18 V0

PHOTO 90-0



PHOTO 90-1




PHOTO 90-2



PHOTO 90-3



PHOTO 90-4





PHOTO 90-5



Marque HOLDEN
Make HOLDEN

Modèle COMMODORE VL-V8
Model COMMODORE VL-V8

N° Homol. A-5282

PHOTOS / PHOTOS

N° Ext. 30 / 18 V0

PHOTO 90-6



PHOTO 90-7



Photo 90-10



Photo 90-11





Photo 90-12



Photo 90-13



Marque HOLDEN
Make _____






Modèle COMMODORE VL-V8
Model _____

N° Homol. A-5282

PHOTOS / PHOTOS

N° Ext. 30 / 18 V0

PHOTO 90-14



FEDERATION INTERNATIONALE DE L'AUTOMOBILE

A-5282

CERTIFICAT DE PRODUCTION
PRODUCTION CERTIFICATE

Constructeur GM-HOLDEN'S LTD.
Manufacturer

Date DECEMBER 6TH, 1985

Modèle de voiture COMMODORE
Car Model

Type ou désignation commerciale /
Type or commercial designation
VK V8

N° d'homologation
homologation n°

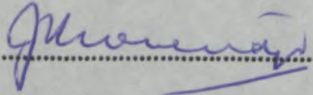
Période de production de MARCH 1985
Production period from

Nature de l'extension BASE VEHICLE
Nature of the extension

à/to DECEMBER 1985

Je soussigné certifie que la production mentionnée ci-dessus s'entend pour des voitures entièrement terminées, identiques et conformes à la fiche d'homologation présentée pour ce modèle.

I hereby certify that the production mentioned here-above concerns cars which are entirely completed, identical and in conformity with the recognition form submitted for the said model.

Signature 

Fonction DIRECTOR OF MARKETING
Position

	Mois / Année Month / Year	Nombre Number
1	March 1985	50
2	April "	271
3	May "	356
4	June "	357
5	July "	519
6	August "	683
7	Sept. "	828
8	Oct. "	852
9	Nov. "	967
10	5th Dec. 1985	118
11		
12		
TOTAL		5001
Observations Remarks		

FEDERATION INTERNATIONALE DE L'AUTOMOBILE

A - 5 2 8 2

CERTIFICAT DE PRODUCTION
PRODUCTION CERTIFICATE

03 - 01 ES

Constructeur GM-HOLDEN'S LTD.
Manufacturer

Date December 6th, 1985

Modèle de voiture COMMODORE
Car Model

Type ou désignation commerciale /
Type or commercial designation
VK V8

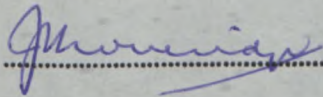
N° d'homologation
homologation n°

Période de production de April 1985
Production period from
à/to December 1985

Nature de l'extension ES
Nature of the extension

Je soussigné certifie que la production mentionnée ci-dessus s'entend pour des voitures entièrement terminées, identiques et conformes à la fiche d'homologation présentée pour ce modèle.

I hereby certify that the production mentioned here-above concerns cars which are entirely completed, identical and in conformity with the recognition form submitted for the said model.

Signature 
Fonction DIRECTOR OF MARKETING
Position

Mois / Année Month / Year	Nombre Number
1 April 1985	1
2 May "	110
3 June "	90
4 July "	100
5 August "	135
6 Sept. "	7
7 Oct. "	32
8 Nov. "	22
9 6th Dec. 1985	8
10	
11	
12	
TOTAL	505
Observations Remarks	

FEDERATION INTERNATIONALE DE L'AUTOMOBILE

CERTIFICAT DE PRODUCTION
PRODUCTION CERTIFICATE

15 / 0 1 ET

Constructeur HOLDEN MOTOR COMPANY
Manufacturer

Date 17TH DECEMBER, 1986

Modèle de voiture COMMODORE
Car Model

Type ou désignation commerciale /
Type or commercial designation
VL V8

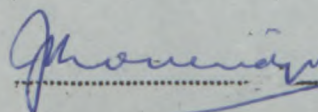
N° d'homologation
homologation n°

Période de production de JULY 1986
Production period from
à/to DECEMBER, 1986

Nature de l'extension BASE VEHICLE (ET)
Nature of the extension

Je soussigné certifie que la production mentionnée ci-dessus s'entend pour des voitures entièrement terminées, identiques et conformes à la fiche d'homologation présentée pour ce modèle.

I hereby certify that the production mentioned here-above concerns cars which are entirely completed, identical and in conformity with the recognition form submitted for the said model.

Signature 

Fonction DIRECTOR OF MARKETING
Position

	Mois / Année Month / Year	Nombre Number
1	JULY 1986	6
2	AUGUST 1986	4
3	SEPTEMBER 1986	6
4	OCTOBER 1986	113
5	NOVEMBER 1986	217
6	17 DECEMBER 1986	156
7		
8		
9		
10		
11		
12		
	TOTAL	502

Observations
Remarks

FEDERATION INTERNATIONALE DE L'AUTOMOBILE

CERTIFICAT DE PRODUCTION
PRODUCTION CERTIFICATE

17 - 02 ES

Constructeur HOLDEN MOTOR COMPANY
Manufacturer

Date 17TH DECEMBER, 1986

Modèle de voiture COMMODORE
Car Model

Type ou désignation commerciale /
Type or commercial designation
VL V8

N° d'homologation
homologation n°

Période de production de OCTOBER 1986
Production period from

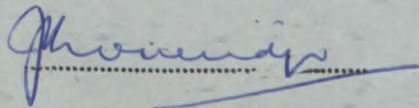
Nature de l'extension ES
Nature of the extension

à/to DECEMBER 1986

Je soussigné certifie que la production mentionnée ci-dessus s'entend pour des voitures entièrement terminées, identiques et conformes à la fiche d'homologation présentée pour ce modèle.

I hereby certify that the production mentioned here-above concerns cars which are entirely completed, identical and in conformity with the recognition form submitted for the said model.

Signature



Fonction DIRECTOR OF MARKETING

Position

	Mois / Année Month / Year	Nombre Number
1	OCTOBER 1986	12
2	NOVEMBER 1986	306
3	17 DECEMBER 1986	182
4		
5		
6		
7		
8		
9		
10		
11		
12		
	TOTAL	500

Observations
Remarks

FEDERATION INTERNATIONALE DE L'AUTOMOBILE

CERTIFICAT DE PRODUCTION
PRODUCTION CERTIFICATE

23-03ES

Constructeur General Motors Holdens Automotive Date July 22, 1988
Manufacturer Limited.

Modèle de voiture COMODORE Type ou désignation commerciale /
Car Model Type or commercial designation
VLV8

N° d'homologation A5282
homologation n°

Période de production de FEBRUARY 1988 Nature de l'extension ES
Production period from Nature of the extension
à/to JULY 22 1988

Mois / Année 1988 Nombre
Month / Year 1988 Number

Je soussigné certifie que la production mentionnée ci-dessus s'entend pour des voitures entièrement terminées, identiques et conformes à la fiche d'homologation présentées pour ce modèle.

1	January	-
2	February	14
3	March	46
4	April	38
5	May	102
6	June	157
7	July 22	156
8		
9		
10		
11		
12		
TOTAL		513

I hereby certify that the production mentioned here-above concerns cars which are entirely completed, identical and in conformity with the recognition form submitted for the said model.

Signature *John H. McE...*
Director of Marketing
Fonction
Position



Observations
Remarks