

325. Arbre à cames : a) Nombre 2 b) Emplacement IN CYLINDER HEAD
 Camshaft : Number Location
- d) Système de commande des soupapes DIRECT OVER BUCKET TAPPETS (CAM FOLLOWER)
 Type of valve operation
327. Admission : c) Nombre de soupapes par cylindre 2
 Intake : Number of valves per cylinder
328. Echappement : d) Nombre de soupapes par cylindre 2
 Exhaust : Number of valves per cylinder

PHOTOS



**FEDERATION INTERNATIONALE
 DE L'AUTOMOBILE**

8, place de la Concorde, 75008 Paris

Services Administratifs :



D) Profil gauche du moteur déposé 8 bis rue Boissy d'Anglas, 75008 Paris
 Left hand view of dismounted engine

C) Profil droit du moteur déposé
 Right hand view of dismounted engine




F1) Culasse nue vue de dessus
 Bare cylinderhead seen from above

F2) Culasse nue vue de dessous
 Bare cylinderhead seen from below




C2-41


F1) Profil droit de culasse nue
 Right hand view of bare cylinderhead




F2) Profil gauche de culasse nue
 Left hand view of bare cylinderhead




C1) Bloc nu vu de dessus
 Bare block seen from above




C2) Bloc nu vu de dessous
 Bare block seen from below



C3) Profil droit du bloc nu
 Right hand view of bare block



C4) Profil gauche du bloc nu
 Left hand view of bare block



Q FA - FC - 1992 - 000.04 FB.11.94

FEDERATION INTERNATIONALE
 DE LAUTOMOBILE

8, place de la Concorde, 75008 Paris

Services Administratifs :

9 bis, rue Boissy d'Angles, 75008 Paris