

Manufacturers Reference No. for Application

JAG/6b.



F.I.A. Recognition No.

100

ROYAL AUTOMOBILE CLUB

PALL MALL, LONDON, S.W.1.

Federation Internationale de l'Automobile.

Form of Recognition in accordance with
Appendix J to the
International Sporting Code.

Manufacturer Jaguar Cars Limited.

Model "E" type.

Year of Manufacture 1961-63.

Chassis R.H.D. 850001. L.H.D. 875001.

Serial No. of R.1001.

Engine

Type of Coachwork Open or Fixed Head Two Seater.

Recognition is valid from

29 JANV 1963

In category Group 3-Grand Touring.

liste 9/19

Photograph to be affixed here $\frac{1}{2}$ view of car from front right.





Stamp of F.I.A./R.A.C. to be
affixed here.

Form: R.F.I.A.


General description of car:

Specify here material/s of chassis/body construction



"E" Type Grand Touring Car. 3.8 litre capacity.
Open or Fixed Head Two Seater, aluminium/steel body.
Hard top available for open model.





Interior view of car through




4



from right.




wheels).



12

10







ENGINE

in line Yes
 No. of cylinders 6 in V -
 opposed -
 Cycle Otto (4 stroke) Firing order 1, 5, 3, 6, 2, 4.
 Capacity 3781 c.c. Bore 87 m.m. Stroke 106 m.m.
 Maximum rebore 1 m.m. Resultant capacity 3875 c.c.
 Material of cylinder block Aluminium or cast iron. Material of sleeves, if fitted Cast iron.
 Distance from crankshaft centre line to top face of block at centre line of cylinders 291 m.m.
 Material of cylinder head Aluminium Volume of one combustion chamber 118 or 98 c.c.
 Compression ratio 10 : 1 or 9 : 1 or 8 : 1.
 Material of piston Aluminium. No. of piston rings 3
 Distance from gudgeon pin centre line to highest point of piston crown 57 m.m. (9 : 1 comp)
 Bearings { Crankshaft main bearings: Type Steel backed shell Dia. 69.85 m.m.
 Connecting rod big end: Type Steel backed shell Dia. 52.98 m.m.
 Weights { Flywheel 9.63 kg.
 Crankshaft 30.65 kg.
 Connecting rod 0.88 kg.
 Piston with rings 0.54 or 0.50 kg.
 Gudgeon pin 0.13 kg.
 No. of valves per cylinder 2 Method of valve operation Overhead camshaft & tappets
 No. of camshafts 2 Location of camshafts Cylinder head
 Type of camshaft drive Chain
 Diameter of valves: Inlet 53.2 or 44.4 m.m. Exhaust 42.9 or 41.3 m.m.
 Diameter of port at valve seat: Inlet 46.8 or 38.1 m.m. Exhaust 37.3 or 34.9 m.m.
 Tappet clearance for checking timing: Inlet 0.25 or 0.10 m.m. Exhaust 0.38 or 0.15 m.m.
 Valves open: Inlet 35° B.T.D.C. Exhaust 55° B.B.D.C.
 Valves close: Inlet 55° A.B.D.C. Exhaust 35° A.T.D.C.
 Maximum valve lift: Inlet 11.9 m.m. Exhaust 11.9 m.m.
 Degrees of crankshaft rotation from zero to—
 Maximum lift: Inlet 135° Exhaust 135°
 1/2 Maximum lift: Inlet 73° Exhaust 73°
 Valve springs: Inlet Coil Exhaust Coil
 Type Coil
 No. per valve 3 or 2
 Carburettor: Type Horizontal No. fitted 3
 (up or down draft, horizontal)
 Make Weber or S.U. Model 45 DC03 or HD.8
 Flange hole diameter 45 or 50.8 m.m. Choke diameter 42 or variable m.m.
 Main jet identification No. 190 or 3.16 m.m.

Air filter: Type Paper element. No. fitted 1

Inlet manifold: Diameter of flange hole at carburettor 45.0 or 52.0 m.m.


Diameter of flange hole at port 41.5 m.m.



Exhaust manifold:

Diameter of flange hole at port 41.20 or 34.92 x 53.97 m.m.

Diameter of flange hole at connection to silencer inlet pipe 50.80 or 47.62 m.m.



ENGINE ACCESSORIES

Make of fuel pump Lucas or S.U. No. fitted 1 Lucas or 2 S.U.

Method of operation Electric

Type of ignition system Coil coil or magneto

Make of ignition Lucas Model

Method of advance and retard Automatic (centrifugal and vacuum)

Make of ignition coil Lucas Model 12.H.A.

No. of ignition coils 1 Voltage 12

Make of dynamo Lucas Model C.42

Voltage of dynamo 12 Maximum output 30 amps.

Make of starter motor Lucas Model 26140A

Battery: No. fitted 1 Voltage 12 Capacity 62 amp. hour

Oil Cooler (if fitted) type Full flow Capacity 8 pints

Make Jaguar Model "E" type F.I.A. Recognition No. _____
 Manufacturers Reference No. of Application JAG/6b.

TRANSMISSION

Make of clutch Laycock Hausseman/Borg & Beck Type Dry plate
 Diameter of clutch plate 245 m.m. No. of plates 1
 Method of operating clutch Hydraulic.
 Make of gearbox Jaguar Type Single helical - synchromesh.
 No. of gearbox ratios 4 and reverse.
 Method of operating gearshift Manual
 Location of gearshift Top of gearbox
 Is overdrive fitted? No.
 Method of controlling overdrive, if fitted -

	GEARBOX RATIOS		ALTERNATIVE RATIOS					
	Ratio	No. of Teeth	Ratio	No. of Teeth	Ratio	No. of Teeth	Ratio	No. of Teeth
1.	2.98:1	37x36 28 16	3.38:1	38x36 27 15	2.14:1	34x43 31 32	3.08:1	30x35 27 16
2.	1.74:1	37x37 28 28	1.86:1	38x37 27 28	1.65:1	34x39 31 26	1.45:1	38x33 27 32
3.	1.21:1	37x31 28 34	1.28:1	38x31 27 34	1.28:1	34x35 31 30	1.13:1	38x29 27 36
4.	1.00:1	-	1.00:1	-	1.00:1	-	1.00:1	-

Type of final drive Hypoid
 Type of differential Limited slip - ZF or Powr-Lok
 Final drive ratio 3.07 : 1 Alternatives 2.69:1, 2.79:1, 2.93:1, 3.31:1, 3.54:1,
3.77:1, 4.09:1, 4.27:1.
 No. of teeth 14/43
 Overdrive ratio, if fitted -

WHEELS

Type Light alloy disc or wire spoke Weight 6.14 or 9.16 kg.
 Method of attachment Centre lock
 Rim diameter 381.0 m.m. Rim width 152.5 or 140.0 or 127.0 m.m.
 Tyre size: Front 6.50 x 15 Rear 7.00 x 15

BRAKES

Method of operation Hydraulic
 Is servo assistance fitted? Yes
 Type of servo, if fitted Vacuum
 No. of hydraulic master cylinders 1 or 2 Bore 22.20 or 15.88 m.m.

	Front		Rear
No. of wheel cylinders	4		4
Bore of wheel cylinders	53.90	m.m.	47.7, 44.45 or 41.25
Inside diameter of brake drums	-	m.m.	-
No. of shoes per brake	-		-
Outside diameter of brake discs	308, 286 or 279.4	m.m.	286, 263.5 or 254
No. of pads per brake	2		2
Dimensions of brake linings per shoe or pad (if all shoes or pads in each brake are not of same dimensions, specify each)			

	Front		Rear
Length	60.2 or 54.0	m.m.	54
		m.m.	
Width	60.2 or 47.5	m.m.	47.5
Total area per brake	7250 or 5120	m.m. ²	5120

SUSPENSION

	Front		Rear
Type	Independent		Independent
Type of spring	Torsion bar		Coil
Is stabiliser fitted?	Yes		Yes
Type of shock absorber	Telescopic		Telescopic
No. of shock absorbers	1 per wheel		2 per wheel

STEERING

Type of steering gear Rack and pinion.

Turning circle of car 11.28 m., approx.

No. of turns of steering wheel from lock to lock 2½

CAPACITIES AND DIMENSIONS

Fuel tank 64 litres Sump 11.4 litres

Radiator 16 litres

Overall length of car 445 cm. Overall width of car 166 cm.

Overall height of car, unladen (with hood up, if appropriate) 120 cm.

Distance from floor to top of windscreen:

Highest point 90 cm. Lowest point 96 cm.

Width of windscreen:

Maximum width 127 cm. Minimum width 114 cm.

*Interior width of car 124 cm.

No. of seats 2

Track: Front 132 to 127 cm. Rear 134.5 to 127 cm.

Wheelbase 244 cm. Ground clearance 137.5 m.m.

*(To be measured at the immediate rear of the steering wheel, and the width quoted to be maintained in a vertical plane of not less than 25 cms.)

Overall weight with water, oil and spare wheel, but without fuel 920 kgs.

Additional information for cars fitted with two-cycle engines

System of cylinder scavenging.....

Type of lubrication.....

Size of inlet port:

Length measured around cylinder wall..... m.m.

Height..... m.m. Area..... m.m.²

Size of exhaust port:

Length measured around cylinder wall..... m.m.

Height..... m.m. Area..... m.m.²

Size of transfer port:

Length measured around cylinder wall..... m.m.

Height..... m.m. Area..... m.m.²

Size of piston port:

Length measured around piston..... m.m.

Height..... m.m. Area..... m.m.²

Method of pre-compression.....

Bore and stroke of pre-compression cylinder, if fitted..... m.m.

Distance from top of cylinder block to lowest point of inlet port..... m.m.

Distance from top of cylinder block to highest point of exhaust port..... m.m.

Distance from top of cylinder block to highest point of transfer port..... m.m.

Drawing of cylinder ports.

Supercharger, if fitted

Make..... - Model or Type No..... -

Type of drive..... - Ratio of drive..... -

Fuel injection, if fitted

Make of pump..... Lucas Model or Type No..... 6 cyl.

Make of injectors..... Lucas Model or Type No..... SCH 6009

Location of injectors..... Inlet port.

Optional equipment affecting preceding information:—

- 1) Alternative capacity petrol tanks of 109 or 140 litres.
- 2) Rear axle oil cooling system.
- 3) Wet sump lubrication of 7.5 litres capacity.
- 4) Straight port cylinder head.
- 5) Offset rim wire wheels for rear.

Manufacturers Reference No. for Application

JAG/6b



F.I.A. Recognition No.

100

A

ROYAL AUTOMOBILE CLUB

PALL MALL LONDON, S.W.1.

Federation Internationale de l'Automobile.

Amendment to Form of Recognition

Manufacturer JAGUAR CARS - LTD.

Model E' TYPE 1962-14

Add to Optional Equipment :

Alternative Gear Ratios : 1st 2.73 : 1, 2nd 1.76 : 1,
3rd 2.25 : 1, 4th 1.00 : 1, 5th 0.83 : 1.

Alternative Final Drive Ratios:— 4.55 : 1, 4.72 : 1, 4.89 : 1
5.38 : 1

Wheels Weights Disc 5.24, 5.69, 6.14, 6.59, or 7.04 kg
Wire 9.16, 11.14, or 13.18 kg

Wheel rim widths Disc 152.4, 165.1, 177.8, 191.5 or 203.2 mm
Wire 127.0, 139.7 or 152.4 mm

Front Track: 127 to 135 cms.

Rear Track: 127 to 141 cms.

Brakes without servo assistance.

Rear brake cylinders 38.00 mm. bore.


Rear brake pads 60.2 in. length and width.

Exhaust system with side outlet.



MEMBER OF

The FEDERATION
INTERNATIONALE
de l'AUTOMOBILE



to be

Date amendments to valid from

1st 9/64

November 4th 1962

Form F.I.A.

Hubert P. ...



FEDERATION INTERNATIONALE
DE L'AUTOMOBILE

Homologation N°

100

Groupe

Group

3 – Grand Touring

FICHE D'HOMOLOGATION POUR INFORMATIONS COMPLEMENTAIRES
HOMOLOGATION FORM FOR COMPLEMENTARY INFORMATION

Véhicule : Constructeur

Vehicle : Manufacturer

JAGUAR

Modèle et type


Model and type

"E" Type

Homologation valable à partir du

Homologation valid as from

11/1963


Article	Description
	<p>Photos shown on the basic form are changed as follows:</p> 

Marque
Make JAGUAR

Modèle
Model "E" TYPE

Homologation N°

100


Article	Description
	

Marque
Make **JAGUAR**

Modèle
Model **"E" TYPE**

Homologation N°

100


Article	Description
	 <p>The image displays two views of a metal chassis component, likely a rear cross-member or subframe. The top view shows a wide, flat horizontal bar with two downward-curving arms, each ending in a vertical mounting post. The bottom view shows the underside of the same component, highlighting the mounting points and the structural reinforcement of the arms.</p>

Marque
Make **JAGUAR**

Modèle
Model **"E" TYPE**

Homologation N°

100


Article	Description
	

Marque
Make JAGUAR

Modèle
Model "E" TYPE

Homologation N°

100


Article	Description
	 The image contains two black and white photographs of a cylindrical metal container with a lid. The top photograph shows the container from a slightly elevated, front-three-quarter perspective. The bottom photograph shows the container from a lower, side-on perspective. Both images show the container sitting on a dark surface, with some mechanical parts visible in the background.

Marque
Make **JAGUAR**

Modèle
Model **"E" TYPE**

Homologation N°

100

Article	Description
	

Marque
Make **JAGUAR**

Modèle
Model **"E" TYPE**

Homologation N°

100

Article	Description
	