



FEDERATION INTERNATIONALE DU SPORT AUTOMOBILE

Homologation N°

5534 04

Groupe **A/B**
Group

A 5004

FICHE D'HOMOLOGATION CONFORME A L'ANNEXE J DU CODE SPORTIF INTERNATIONAL
HOMOLOGATION FORM IN ACCORDANCE WITH APPENDIX J OF THE INTERNATIONAL SPORTING CODE

Homologation valable à partir du -1.FEV.1982 en groupe A
Homologation valid as from _____ in group _____

Photo A



Photo B



1. DEFINITIONS / DEFINITIONS

101. Constructeur SAAB-SCANIA AB
Manufacturer _____

102. Dénomination(s) commerciale(s) – Modèle et type SAAB 99
Commercial name(s) – Type and model _____

103. Cylindrée totale 1985 cm³
Cylinder capacity _____

104. Mode de construction Steel
Type of car construction
 séparée, matériau du châssis
 separate, material of chassis
 monocoque
 unitary construction

105. Nombre de volumes 3
Number of volumes _____

106. Nombre de places 1 + 4
Number of places _____



Marque SAAB Modèle 99 N° Homol. A-5004
 Make _____ Model _____

2. DIMENSIONS, POIDS / DIMENSIONS, WEIGHT

202. Longueur hors-tout 4421 mm ± 1%
 Overall length _____

203. Largeur hors-tout 1690 mm ± 1% Endroit de la mesure AT REAR AXLE
 Overall width _____ Where measured _____

204. Largeur de la carrosserie: a) A la hauteur de l'axe AV 1670 mm ± 1%
 Width of bodywork: At front axle _____
 b) A la hauteur de l'axe AR 1690 mm ± 1%
 At rear axle _____

208. Empattement: a) Droit 2473 mm ± 1% b) Gauche: 2473 mm ± 1%
 Wheelbase: Right _____ Left: _____

209. Porte-à-faux: a) AV: 927 mm ± 1% b) AR: 1020 mm ± 1%
 Overhang: Front: _____ Rear: _____

210. Distance «G» (volant — paroi de séparation AR) 1640 mm ± 1%
 Distance «G» (steering wheel — rear bulkhead) _____

3. MOTEUR / ENGINE: (En cas de moteur rotatif, voir Article 335 sur fiche complémentaire).
 (In case of rotative engine, see Article 335 on complementary form).

301. Emplacement et position du moteur: FRONT-LONGITUDINAL (45°)
 Location and position of the engine: _____

303. Cycle 4-STROKE
 Cycle _____

304. Suralimentation ~~XX~~non; type _____
 Supercharging ~~XX~~no; type _____
 (En cas de suralimentation, voir également l'Article 334 sur fiche complémentaire)
 (In case of supercharging, see also Article 334 on complementary form)

305. Nombre et disposition des cylindres 4 IN LINE
 Number and layout of the cylinders _____

306. Mode de refroidissement LIQUID COOLING
 Cooling system _____

307. Cylindrée: a) Unitaire 496 cm³ b) Totale 1985 cm³
 Cylinder capacity: a) Unitary _____ b) Total _____
 c) Totale maximum autorisée* 1999,9 cm³ *(Cette indication n'est pas à considérer en Gr. N)
 c) Maximum total allowed* _____ *(This indication is not to be considered in Gr. N)



Signature and official stamp area with handwritten text and a signature.

Marque SAAB Modèle 99 N° Homol. A-5004
Make _____ Model _____

312. Matériau du bloc-cylindres CAST IRON
Cylinder block material _____

313. Chemises: a) ~~non~~non c) Type: _____
Sleeves: ~~no~~no Type: _____

314. Alésage 90 mm
Bore _____

315. Alésage maximum autorisé 90.6 mm *if 2 cylinders are bored* (Cette indication n'est pas à considérer en Gr N)
Maximum bore allowed _____ mm (This indication is not to be considered in Gr N)
90.3 mm if all four cylinders are bored

316. Course 78 mm
Stroke _____

318. Bielle: a) Matériau STEEL b) Type de la tête de bielle SHELL
Connecting rod: Material _____ Big end type _____

c) Diamètre intérieur de la tête de bielle (sans coussinets): 56 mm $\pm 0.1\%$
Interior diameter of the big end (without bearings): _____

d) Longueur entre axes: 134 mm (± 0.1 mm) e) Poids minimum: 700 g
Length between the axes: _____ Minimum weight: _____

319. Vilebrequin: a) Type de construction ONE PIECE
Crankshaft: Type of manufacture _____

b) Matériau STEEL
Material _____

c) coulé estampé d) Nombre de paliers 5
 moulded stamped Number of bearings _____

e) Type de paliers SHELL
Type of bearings _____

f) Diamètre des paliers 58 mm $\pm 0.2\%$
Diameter of bearings _____

g) Matériau des chapeaux des paliers CAST IRON
Bearing caps material _____

h) Poids minimum du vilebrequin nu 15500 g
Minimum weight of the bare crankshaft _____

320. Volant moteur: a) Matériau STEEL
Flywheel: Material _____

b) Poids minimum avec couronne de démarreur 8700 g
Minimum weight of the flywheel with starter ring _____

321. Culasse: a) Nombre de culasses 1 b) Matériau ALUMINIUM
Cylinderhead: Number of cylinderheads _____ Material _____

323. Alimentation par carburateur(s): a) Nombre de carburateurs _____
Fuel feed by carburettor(s): Number of carburetors _____

b) Type _____ c) Marque et modèle _____
Type _____ Make and model _____



Marque SAAB Modèle 99 N° Homol. A-3004
 Make _____ Model _____

- d) Nombre de passages de gaz par carburateur
 Number of mixture passages per carburettor _____
- e) Diamètre maximum de la tubulure de gaz à la sortie du carburateur
 Maximum diameter of the flange hole of the carburettor exit port _____ mm
- f) Diamètre du diffuseur au point d'étranglement maximum
 Diameter of the venturi at the narrowest point _____ mm

324. Alimentation par injection:

Fuel feed by injection:

a) Marque: BOSCH
 Manufacturer: _____

b) Modèle du système d'injection: K-JETRONIC
 Model of injection system: _____

- c) Mode de dosage du carburant: mécanique électronique hydraulique
 Kind of fuel measurement: mechanical electronical hydraulical
- c1) Plongeur XXX/non c2) Mesure du volume d'air oui/XXX
 Piston pump YES/no Measurement of air volume yes/XXX
- c3) Mesure de la masse d'air XXX/non c4) Mesure de la vitesse de l'air XXX/non
 Measurement of air mass YES/no Measurement of air speed XXX/no
- c5) Mesure de la pression d'air XXX/non
 Measurement of air pressure YES/no
- Quelle est la pression de réglage? _____ bars
 Which pressure is taken for measurement? _____ bars

d) Dimensions effectives du point de mesure au(x) papillon(s) ou au(x) tiroir(s) d'étranglement
 Effective dimensions of measure position in the throttle area 55 mm

e) Nombre des sorties effectives de carburant 4
 Number of effective fuel outlets _____

f) Position des soupapes d'injection: Canal d'admission Culasse
 Position of injection valves: Inlet manifold Cylinderhead

g) Parties du système d'injection servant au dosage du carburant
 Statement of fuel measuring parts of injection system _____

DISTRIBUTOR, AIR FLOW SENSOR AND VALVES

325. Arbre à cames: a) Nombre 1 b) Emplacement OVERHEAD
Camshaft: Number _____ Location _____

c) Système d'entraînement CHAIN d) Nombre de paliers par arbre 5
 Driving system _____ Number of bearings for each shaft _____

f) Système de commande des soupapes CAM TO TAPPET
 Type of valve operation _____


326. Distribution: e) Levée maximum des soupapes Admission Echappement
Timing: Maximum valve lift Inlet 10.9 mm Exhaust 11.0 mm
 avec jeu de with clearance 0.25 mm 0.45 mm

327. Admission: a) Matériau du collecteur ALUMINIUM
Inlet: Material of the manifold _____

b) Nombre d'éléments du collecteur 1 c) Nombre de soupapes par cylindre 1
 Number of manifold elements _____ Number of valves per cylinder _____

d) Diamètre maximum des soupapes 42,2 mm e) Diamètre de la tige de soupape 8 mm
 Maximum diameter of the valves _____ Diameter of the valve stem _____

f) Longueur de la soupape 108 + 1 mm g) Type des ressorts de soupape COIL
 Length of the valve _____ Type of valve springs _____



Signature and date area with handwritten marks.

Marque SAAB Modèle 99 N° Homol. A-5004
Make _____ Model _____

328. Echappement: a) Matériau du collecteur CAST IRON
Exhaust: Material of the manifold _____
b) Nombre d'éléments du collecteur 1 d) Nombre de soupapes par cylindre 1
Number of manifold elements _____ Number of valves per cylinder _____
e) Diamètre maximum des soupapes 35.7 mm f) Diamètre de la tige de soupape 8 mm
Maximum diameter of the valves _____ Diameter of the valve stem _____
g) Longueur de la soupape 108 ± 1 mm h) Type des ressorts de soupape COIL
Length of the valve _____ Type of valve springs _____

330. Système d'allumage: a) Type COIL AND DISTRIBUTOR
Ignition system: Type _____
b) Nombre de bougies par cylindre 1 c) Nombre de distributeurs 1
Number of plugs per cylinder _____ Number of distributors _____

333. Système de lubrification: a) Type OIL IN SUMP b) Nombre de pompes à huile 1
Lubrification system: Type _____ Number of oil pumps _____

4. CIRCUIT DE CARBURANT / FUEL CIRCUIT

401. Réservoir: a) Nombre 1 b) Emplacement REAR MOUNTED
Fuel tank: Number _____ Location _____
c) Matériau POLYETHYLENE d) Capacité maximum 55 L
Material _____ Maximum capacity _____

5. EQUIPEMENT ELECTRIQUE / ELECTRICAL EQUIPEMENT

501. Batterie(s): a) Nombre 1
Battery(ies): Number _____

6. TRANSMISSION / DRIVE

601. Roues motrices: avant arrière
Driving wheels: front rear

602. Embrayage: b) Système de commande HYDRAULIC
Clutch: Drive system _____
c) Nombre de disques 1
Number of plates _____



[Handwritten signature]

Marque Make SAAB Modèle Model 99 N° Homol. A-5004

603. Boîte de vitesses: a) Emplacement Location FRONT
 Gear-box: Location _____

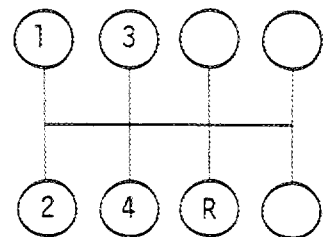
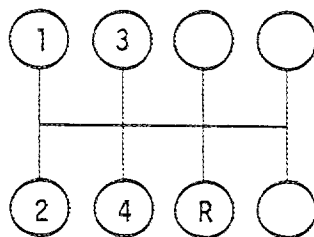
b) Marque «manuelle» «Manual» make SAAB c) Marque «automatique» «Automatic» make _____

d) Emplacement de la commande Location of the gear lever FLOOR

e) Rapports Ratios

	Manuelle / Manual			Automatique / Automatic			B.V. suppl. / Additional G.B.		
	rapports ratio	nombre de dents/ number of teeth	synchro	rapports ratio	nombre de dents/ number of teeth	synchro	rapports ratio	nombre de dents/ number of teeth	synchro
1	3.44	$\frac{33}{18} \cdot \frac{30}{16}$	X				2.20	$\frac{27}{23} \cdot \frac{30}{16}$	
2	2.07	$\frac{33}{18} \cdot \frac{26}{23}$	X				1.53	$\frac{27}{23} \cdot \frac{26}{20}$	
3	1.39	$\frac{33}{18} \cdot \frac{22}{29}$	X				1.22	$\frac{27}{23} \cdot \frac{25}{24}$	
4	1.00		X				1.00		
5									
AR/R	3.78	$\frac{33}{18} \cdot \frac{33}{16}$					2.42	$\frac{27}{23} \cdot \frac{33}{16}$	
Constante Constant.									

f) Grille de vitesse Gear change gate



604. Surmultiplication: a) Type Overdrive: Type _____

b) Rapport Ratio _____ c) Nombre de dents Number of teeth _____

d) Utilisable avec les vitesses suivantes Usuable with the following gears _____



Marque SAAB Modéle 99 N° Homol. A-3004
 Make _____ Model _____

605. Couple final:

Final drive:

- a) Type du couple final
Type of final drive
- b) Rapport
Ratio
- c) Nombre de dents
Teeth number
- d) Type de limitation de différentiel (si prévu)
Type of differential limitation (if provided)

AV / Front	AR / Rear
BEVEL GEAR	
3.89	
35/9	
-	

e) Rapport de la boîte de transfert
Ratio of the transfer box -

606. Type de l'arbre de transmission
Type of the transmission shaft -

7. SUSPENSION / SUSPENSION


701. Type de suspension: a) AV / Front INDEPENDENT WHEELS
Type of suspension: b) AR / rear RICID AXLE

702. Ressorts hélicoïdaux: AV: oui/~~XXX~~ AR: oui/~~XXX~~
Helicoïdal springs: Front: yes/~~XXX~~ Rear: yes/~~XXX~~

703. Ressorts à lames: AV: ~~XXX~~/non AR: ~~XXX~~/non
Leaf springs: Front: ~~XXX~~/no Rear: ~~XXX~~/no

704. Barre de torsion: AV: ~~XXX~~/non AR: ~~XXX~~/non
Torsion bar: Front: ~~XXX~~/no Rear: ~~XXX~~/no

705. Autre type de suspension: Voir photo/dessin en page 15
Other type of suspension: See photo or drawing on page 15



Marque SAAB
 Make _____

Modèle 99
 Model _____

N° Homol. A-5004

707. Amortisseurs:

Shock Absorbers:

- a) Nombre par roue
 Number per wheel
 b) Type
 Type
 c) Principe de fonctionnement
 Working principle

Avant / Front	Arrière / Rear
<u>1</u>	<u>1</u>
<u>TELESCOPIC</u>	<u>TELESCOPIC</u>
<u>GAS-HYDRAULIC</u>	<u>GAS-HYDRAULIC</u>

8. TRAIN ROULANT / RUNNING GEAR:

801. Roues: a) Diamètre AV 15 " / 381 mm AR 15 " / 381 mm
Wheels: Diameter Front _____ mm Rear _____ mm

803. Freins: a) Système de freinage DUAL HYDRAULIC
Brakes: Braking system _____
 b) Nombre de maître-cylindres 1 TANDEM b1) Alésage 2 x 22,2 mm
 Number of master cylinders _____ Bore _____ mm
 c) Servo-frein oui/non c1) Marque et type GIRLING-VACUUM
 Power assisted brakes yes/no Make and type _____
 d) Régulateur de freinage oui/non d1) Emplacement _____
 Braking adjuster yes/no Location _____

e) Nombre de cylindres par roue:
 Number of cylinders per wheel:

e1) Alésage
 Bore

f) Freins à tambours:

Drum brakes:

f1) Diamètre intérieur

Interior diameter

f2) Nombre de mâchoires par roue.

Number of shoes per wheel

f3) Surface de freinage

Braking surface

f4) Largeur des garnitures

Width of the shoes

g) Freins à disques:

Disc brakes:

g1) Nombres de sabots par roue

Number of pads per wheel

g2) Nombre d'étriers par roue

Number of calipers per wheel

Avant / Front	Arrière / Rear
<u>1</u>	<u>2</u>
<u>54</u> mm	<u>30</u> mm
<u>-</u> mm (± 1,5 mm)	<u>-</u> mm (± 1,5 mm)
<u>-</u> cm ²	<u>-</u> cm ²
<u>-</u> mm	<u>-</u> mm
<u>2</u>	<u>2</u>
<u>1</u>	<u>1</u>



Marque SAAB Modèle 99 N° Homol. A-3004
 Make _____ Model _____

	AV / Front	AR / Rear
g3) Matériau des étriers Caliper material	<u>WELDED STEEL AND CAST IRON</u>	<u>CAST IRON</u>
g4) Epaisseur maximale du disque Maximum disc thickness	<u>13.0</u> mm	<u>10.7</u> mm
g5) Diamètre extérieur du disque Exterior diameter of the disc	<u>280</u> mm (± 1 mm)	<u>269.5</u> mm (± 1 mm)
g6) Diamètre extérieur de frottement des sabots Exterior diameter of the shoe's rubbing surface	<u>276</u> mm	<u>267.5</u> mm
g7) Diamètre intérieur de frottement des sabots Interior diameter of the shoe's rubbing surface	<u>177</u> mm	<u>191.5</u> mm
g8) Longueur hors-tout des sabots Overall length of the shoes	<u>76</u> mm	<u>56</u> mm
g9) Disques ventilés Ventilated disc	XXX non XXX no	XXX non XXX no
g10) Surface de freinage par roue Braking surface per wheel	<u>704.5</u> cm ²	<u>547.5</u> cm ²

h) Frein de stationnement: Parking brake: _____
 h2) Emplacement de la commande Location of the lever: FLOOR
 h1) Systeme de commande Command system: MECHANICAL-INTEGR.
 h3) Effet sur roues On which wheels: AV ~~XXX~~ X FRONT
 Front ~~XXX~~

804. Direction: a) Type RACK AND PINION
 Steering: Type _____
 b) Rapport Ratio 18.6:1
 c) Servo-assistance ~~XXX~~ non
 Power assisted ~~XXX~~ no

9. CARROSSERIE / BODYWORK

901. Intérieur: a) Ventilation oui ~~XXX~~
 Interior: Ventilation yes ~~XXX~~
 b) Chauffage oui ~~XXX~~
 Heating yes ~~XXX~~
 f) Toit ouvrant optionnel ~~XXX~~ non
 Sun roof optional ~~XXX~~ no
 f1) Type -
 Type _____
 f2) Système de commande -
 Command system: _____
 g) Systeme d'ouverture des vitres latérales: AV/Front: MANUAL
 Opening system for the side windows: AR/Rear: _____

902. Extérieur: a) Nombre de portes 2
 Exterior: Number of doors _____
 b) Hayon AR ~~XXX~~ non
 Rear tailgate ~~XXX~~ no STEEL
 c) Matériau des portières: AV/Front: _____
 Door material: AR/Rear: _____



Signature and official stamp area with illegible text and a handwritten signature.


Marque SAAB Modèle 99 N° Homol. A-5004
 Make _____ Model _____

- d) Matériau du capot AV STEEL
Front bonnet material _____
- e) Matériau du capot/hayon AR STEEL
Rear bonnet / tailgate material _____
- f) Matériau de la carrosserie STEEL
Bodywork material _____
- g) Matériau du pare-brise LAMINATED GLASS
Windscreen material _____
- h) Matériau de la lunette AR TEMPERED GLASS
Rear window material _____
- i) Matériau des glaces de custode TEMPERED GLASS
Rear quarter lights material _____
- k) Matériau des vitres latérales TEMPERED GLASS
Side window material AV / Front TEMPERED GLASS
AR / Rear TEMPERED GLASS
- l) Matériau du pare-choc avant PLASTIC, ALUMINIUM AND RUBBER
Material of the front bumper _____
- m) Matériau du pare-choc arrière PLASTIC, ALUMINIUM AND RUBBER
Material of the rear bumper _____

INFORMATIONS COMPLEMENTAIRES

COMPLEMENTARY INFORMATION

401 c	Fuel tank material	Steel plate	
605 b	Final drive ratio	: 5.17	4.86
c	Final drive teeth number:	31/6	34/7




[Faint text and a signature]


PHOTOS / PHOTOS

Moteur / Engine


C) Profil droit du moteur déposé
Right hand view of dismantled engine





D) Profil gauche du moteur déposé
Left hand view of dismantled engine



E) Moteur dans son compartiment
Engine in its compartment



F) Cuiasse nue
Bare cylinderhead



[Handwritten signature]

Marque
Make

SAAB


Modèle
Model

99


N° Homol.

A-3004


G) Chambre de combustion
Combustion chamber




H) Carburateur(s) ou système d'injection
Carburetor(s) or injection system



I) Collecteur d'admission
Inlet manifold




J) Collecteur d'échappement
Exhaust manifold



Transmission / Transmission

S) Carter de boîte de vitesse et cloche d'embrayage
Gearbox casing and clutch bellhousing



Marque
Make

SAAB

Modèle
Model


99

N° Homol. **A-5004**

Suspension / Suspension


T) Train avant complet déposé

Complete dismantled front running gear



U) Train arrière complet déposé


Complete dismantled rear running gear



Train roulant / Running gear


V) Freins avant

Front brakes



W) Freins arrière


Rear brakes



Carrosserie / Bodywork


X) Tableau de bord

Dashboard



Y) Toit ouvrant

Sunroof

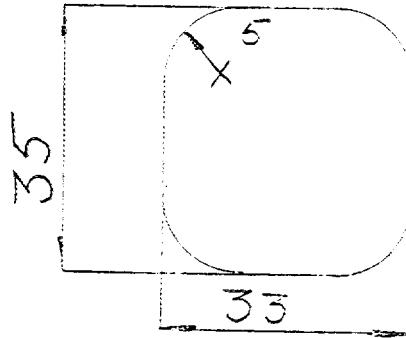


DESSINS / DRAWINGS

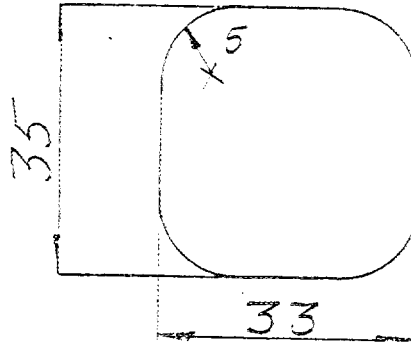
(Ports chamfered 1 mm 30°)

Moteur / Engine


- I Orifices d'admission de la culasse, face collecteur (tolérances sur dimensions: -2%, +4%)
Cylinderhead inlet ports, manifold side (tolerances on dimensions: -2%, +4%)




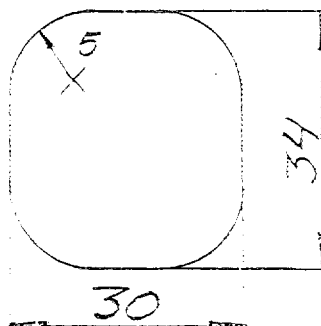
- II Orifices du collecteur d'admission, côté culasse (tolérances sur dimensions: -2%, +4%)
Inlet manifold ports, cylinderhead side (tolerances on dimensions: -2%, +4%)



- III Orifices d'échappement de la culasse, face collecteur (tolérances sur dimensions: -2%, -4%)
Cylinderhead exhaust ports, manifold side (tolerances on dimensions: -2%, -4%)



- IV Orifices du collecteur d'échappement, côté culasse (tolérances sur dimensions: -2%, -4%)
Exhaust manifold ports, cylinderhead side (tolerances on dimensions: -2%, -4%)



[Handwritten signature]



FEDERATION INTERNATIONALE DU SPORT AUTOMOBILE

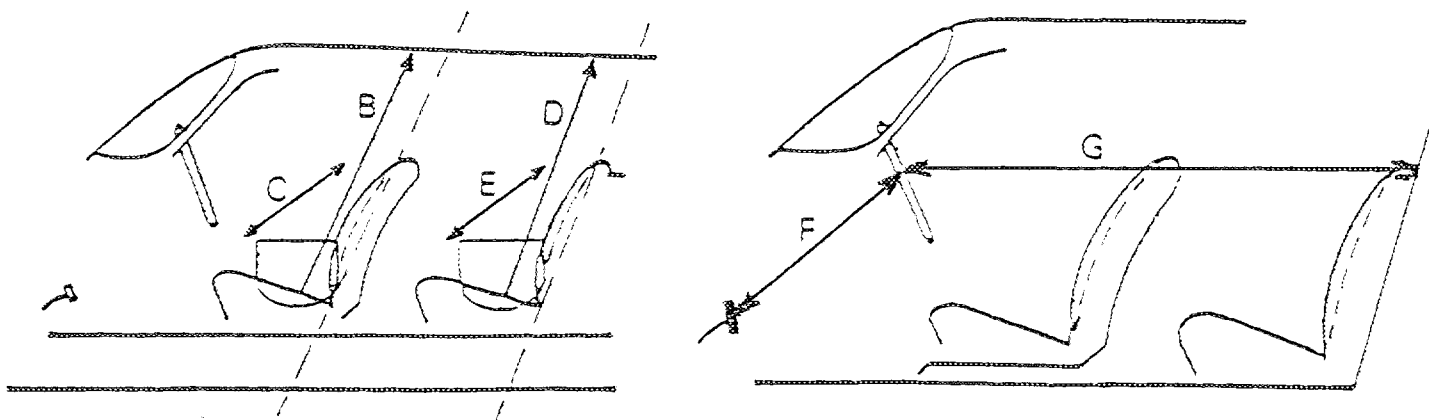
Homologation N°

A-5004

Groupe **A/B**
Group

Marque SAAB Modèle 99
Make SAAB Model 99

Dimensions intérieures comme définies par le Règlement d'Homologation
Interior dimensions as defined by the Homologation Regulations.



B (Hauteur sur sièges avant) (Height above front seats)	970	mm
C (Largeur aux sièges avant) (Width at front seats)	1230	mm
D (Hauteur sur sièges arrière) (Height above rear seats)	930	mm
E (Largeur aux sièges arrière) (Width at rear seats)	1290	mm
F (Volant — Pédale de frein) (Steering wheel — brake pedal)	595	mm
G (Volant — paroi de séparation arrière) (Steering wheel — rear bulkhead)	1640	mm
H = F - G = <u>2235</u>		mm



Signature and date area with a handwritten signature.



FEDERATION INTERNATIONALE DU SPORT AUTOMOBILE

Homologation N°

A-30007

Extension N°

01/01V0

FICHE D'EXTENSION A L'HOMOLOGATION OFFICIELLE FISA
FORM OF EXTENSION TO THE OFFICIAL FISA HOMOLOGATION

ET Evolution normale du type: dès le numéro de châssis
Normal evolution of the type: as from chassis number _____

VF Variante de fourniture / Supply variant


VO Variante option / Option variant

ER Errata / Erratum

Homologation valable dès le _____ en groupe _____
Homologation valid as from -1 FEV 1982 in group A

Constructeur SAAB-SCANIA AB Modèle et type SAAB 99
Manufacturer _____ Model and type _____

Page ou ext. Page or ext.	Art. Art.	Description Description	
7	701	Strengthened upper wishbone	(Photo I)
7	701	Strengthened lower wishbone	(Photo I)
7	701	Strengthened rear axle	(Photo unchanged)
8	803	Brakes - Teves with rear handbrake	(Photo III and IV)
		<u>Front</u>	<u>Rear</u>
	e	4	2
	e1	34 mm	33 mm
	g1	2	2
	g2	1	1
	g3	Welded steel and cast iron	Light Alloy
	g4	22,5 mm	10,7 mm
	g5	276 mm	250 mm
	g6	276 mm	250 mm
	g7	175 mm	175 mm
	g8	78 mm	56 mm
	g9	Yes	No
	g10	715 cm ²	500 cm ²
		Braking adjuster in passenger compartment	(Photo VIII, IX, X)



Marque
Make SAAB

Modèle
Model 99

N° Homol. A-5004

N° Ext. 01 / U I YU

Page ou ext. Page or ext.	Art. Art.	Description Description	
8	803	Brakes - Girling	(Photo VI)
		<u>Rear</u>	
		e 1	
		e1 27 mm	
		g1 2	
		g2 1	
		g3 Welded steel and cast iron	
		g4 10,7 mm	
		g5 269,5 mm	
		g6 265,0	
		g7 195,0	
		g8 56,5 mm	
		g9 No	
		g10 506 cm ²	
		Gearbox with chain driven primary drive	(Photo VII)



Marque
Make SAAB


Modèle
Model 99

N° Homol. A-5004


PHOTOS / PHOTOS

N° Ext. 01 / 01 V0


I




II



III



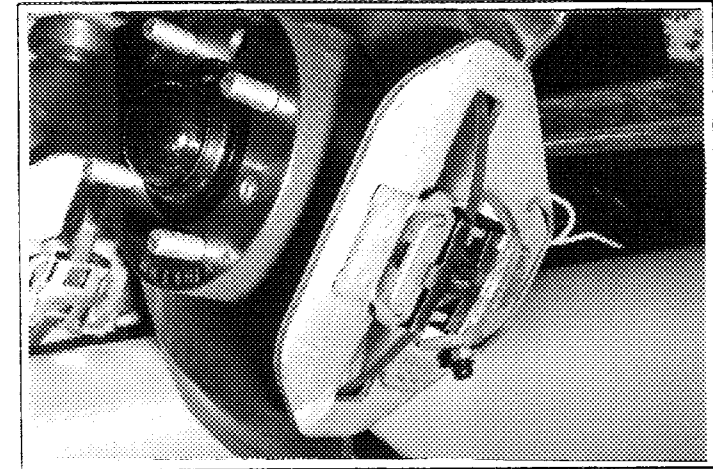
IV



V



VI



[Handwritten signature]

Marque
Make SAAB


Modèle
Model 99

N° Homol. A-5084


PHOTOS / PHOTOS

N° Ext. 01 / 01 vu


VII




VIII



IX



X



Signature and date stamp area with a handwritten signature.



FEDERATION INTERNATIONALE DU SPORT AUTOMOBILE

Homologation N°

A-5004

Extension N°

02 / 02 VO

FICHE D'EXTENSION A L'HOMOLOGATION OFFICIELLE FISA FORM OF EXTENSION TO THE OFFICIAL FISA HOMOLOGATION

- ET Evolution normale du type: dès le numéro de châssis
Normal evolution of the type: as from chassis number _____
- VF Variante de fourniture / Supply variant
- VO Variante option / Option variant
- ER Errata / Erratum

Homologation valable dès le _____ -1.FEV.1982 _____ en groupe
Homologation valid as from _____ in group _____

Constructeur SAAB-SCANIA AB Modèle et type SAAB 99
Manufacturer _____ Model and type _____

Page ou ext. Page or ext.	Art. Art.	Description Description
7	704	Anti-roll bar front (Photo I) Anti-roll bar rear (Photo II)



Marque SAAB
Make _____


Modèle 99
Model _____

N° Homol. A-5004






PHOTOS / PHOTOS

N° Ext. 02 / U & W

I



II





FEDERATION INTERNATIONALE DU SPORT AUTOMOBILE

Homologation N°

A-3004

Extension N°

03 / 03 VO

FICHE D'EXTENSION A L'HOMOLOGATION OFFICIELLE FISA FORM OF EXTENSION TO THE OFFICIAL FISA HOMOLOGATION

- ET Evolution normale du type: dès le numéro de châssis
Normal evolution of the type: as from chassis number _____
- VF Variante de fourniture / Supply variant
- VO Variante option / Option variant
- ER Errata / Erratum

Homologation valable dès le _____ -1.FEV.1982 -1.FEV.1982 en groupe
Homologation valid as from _____ in group _____

Constructeur SAAB-SCANIA AB Modèle et type SAAB 99
Manufacturer _____ Model and type _____

Page ou ext. Page or ext.	Art. Art.	Description Description																																																			
8	803	<p>Brakes</p> <table border="0"> <thead> <tr> <th></th> <th>Front (Photo I)</th> <th>Rear (Photo II)</th> </tr> </thead> <tbody> <tr> <td>e</td> <td>1</td> <td>1</td> </tr> <tr> <td>e 1</td> <td>54 mm</td> <td>27 mm</td> </tr> <tr> <td>g 1</td> <td>2</td> <td>2</td> </tr> <tr> <td>g 2</td> <td>1</td> <td>1</td> </tr> <tr> <td>g 3</td> <td>Welded steel and cast iron</td> <td>Welded steel and cast iron</td> </tr> <tr> <td>g 4</td> <td>20 mm</td> <td>9 mm</td> </tr> <tr> <td>g 5</td> <td>276 mm</td> <td>266 mm</td> </tr> <tr> <td>g 6</td> <td>276 mm</td> <td>265 mm</td> </tr> <tr> <td>g 7</td> <td>177 mm</td> <td>195 mm</td> </tr> <tr> <td>g 8</td> <td>76 mm</td> <td>56.5 mm</td> </tr> <tr> <td>g 9</td> <td>Yes</td> <td>No</td> </tr> <tr> <td>g 10</td> <td>704.5 cm²</td> <td>506 cm²</td> </tr> </tbody> </table> <p>Braking adjuster in passenger compartment (Photo V, VI, VII)</p> <p>Master cylinder (Photo III)</p> <table border="0"> <tbody> <tr> <td>b</td> <td>2</td> <td></td> </tr> <tr> <td>b 1</td> <td>19.0 - 17.7 mm/17.7 - 15.8 mm</td> <td></td> </tr> </tbody> </table> <p>Handbrake (Photo IV)</p> <table border="0"> <tbody> <tr> <td>h 1</td> <td>Hydraulic</td> <td></td> </tr> <tr> <td>h 2</td> <td>Rear</td> <td></td> </tr> </tbody> </table>		Front (Photo I)	Rear (Photo II)	e	1	1	e 1	54 mm	27 mm	g 1	2	2	g 2	1	1	g 3	Welded steel and cast iron	Welded steel and cast iron	g 4	20 mm	9 mm	g 5	276 mm	266 mm	g 6	276 mm	265 mm	g 7	177 mm	195 mm	g 8	76 mm	56.5 mm	g 9	Yes	No	g 10	704.5 cm ²	506 cm ²	b	2		b 1	19.0 - 17.7 mm/17.7 - 15.8 mm		h 1	Hydraulic		h 2	Rear	
	Front (Photo I)	Rear (Photo II)																																																			
e	1	1																																																			
e 1	54 mm	27 mm																																																			
g 1	2	2																																																			
g 2	1	1																																																			
g 3	Welded steel and cast iron	Welded steel and cast iron																																																			
g 4	20 mm	9 mm																																																			
g 5	276 mm	266 mm																																																			
g 6	276 mm	265 mm																																																			
g 7	177 mm	195 mm																																																			
g 8	76 mm	56.5 mm																																																			
g 9	Yes	No																																																			
g 10	704.5 cm ²	506 cm ²																																																			
b	2																																																				
b 1	19.0 - 17.7 mm/17.7 - 15.8 mm																																																				
h 1	Hydraulic																																																				
h 2	Rear																																																				



SVC...

 Page 1 / 3

Marque
Make

SAAB

Modèle
Model


99

N° Homol. A-3004


PHOTOS / PHOTOS

N° Ext. 03 / 03 VO


I




II




III




IV



V



VI



RECEIVED
MOTOR VEHICLE DIVISION
MICHIGAN
JUN 10 1985

Marque SAAB
Make







Modèle 99
Model

N° Homol. A-5004

PHOTOS / PHOTOS

N° Ext. 03/0540

VII





FEDERATION INTERNATIONALE DU SPORT AUTOMOBILE

Homologation N°

A-5004

Extension N°

04/04 VO

FICHE D'EXTENSION A L'HOMOLOGATION OFFICIELLE FISA
FORM OF EXTENSION TO THE OFFICIAL FISA HOMOLOGATION

VO Variante option / Option variant

Homologation valable dès le _____ en groupe _____
Homologation valid as from -1 FEV 1982 in group _____

Constructeur SAAB-SCANIA AB Modèle et type SAAB 99
Manufacturer _____ Model and type _____

ARCEAU/CAGE DE SECURITE

ROLLBAR/ROLLCAGE

	Arceau principal Main rollbar	Entretoise longitudinale/diagonale Longitudinal/diagonal strut	Arceau avant Front rollbar
Matériau Material	AlSiNgMn	= / =	=
Diamètre extérieur Exterior diameter	<u>38</u> mm	= mm / = mm	= mm
Épaisseur de paroi Wall thickness	<u>3,25</u> mm	= mm / = mm	= mm
Limite élastique Elastic limit	<u>27</u> kg/mm ²	= kg/mm ² / = kg/mm ²	= kg/mm ²
Résistance à la traction Tensile strength	<u>31</u> kg/mm ²	= kg/mm ² / = kg/mm ²	= kg/mm ²

Nous attestons que le présent arceau/la présente cage de sécurité répond aux dispositions de l'Annexe J de la FIA, en particulier en ce qui concerne ses implantations, ses connexions et les résistances aux contraintes.

We certify that.....

.....
.....

Signature du constructeur du véhicule
Signature of the car manufacturer



.....
.....

Director of engineering

Weight 12 kg

Arceau/cage complet(e) hors de la voiture

Arceau/cage installé(e) dans la voiture





FEDERATION INTERNATIONALE DU SPORT AUTOMOBILE

Homologation N°

A - 5 0 0 4

Extension N°

05 / 05 V0

FICHE D'EXTENSION A L'HOMOLOGATION OFFICIELLE FISA FORM OF EXTENSION TO THE OFFICIAL FISA HOMOLOGATION

- ET Evolution normale du type: dès le numéro de châssis
Normal evolution of the type: as from chassis number _____
- VF Variante de fourniture / Supply variant
- VO Variante option / Option variant
- ER Errata / Erratum

Homologation valable dès le -1 FEB 1982 en groupe _____
Homologation valid as from _____ in group _____

Constructeur SAAB-SCANIA AB Modèle et type SAAB 99
Manufacturer _____ Model and type _____

Page ou ext. Page or ext.	Art. Art.	Description Description
13 (8)	8 (Photo T+U)	Running gear - front (Photo I)
		Running gear - rear (Photo II)



SECRET
LE VALENTIN

[Handwritten signature]

Marque SAAB
Make


Modèle 99
Model

N° Homol. A-5004






PHOTOS / PHOTOS

N° Ext. 05 / 05 V0

I



II



SVENSKA BILSPORTFÖRBUNDET
THE SWEDISH AUTOMOBILE SPORT FEDERATION



FEDERATION INTERNATIONALE DU SPORT AUTOMOBILE

Homologation N°

A-5004

Extension N°

06 / 01 VF


FICHE D'EXTENSION A L'HOMOLOGATION OFFICIELLE FISA FORM OF EXTENSION TO THE OFFICIAL FISA HOMOLOGATION

- ET Evolution normale du type: dès le numéro de châssis ,
Normal evolution of the type: as from chassis number _____
- VF Variante de fourniture / Supply variant
- VO Variante option / Option variant
- ER Errata / Erratum

Homologation valable dès le _____ -1.Avr.1962 _____ en groupe
Homologation valid as from _____ in group _____

Constructeur SAAB-SCANIA AB Modèle et type SAAB 99
Manufacturer _____ Model and type _____

Page ou ext. Page or ext.	Art. Art.	Description Description
1	Photo A	US-front (Photo I)



SVP...
THE OFFICIAL...
[Signature]

Marque
Make

SAAB

Modèle
Model







99

N° Homol. A-5004

PHOTOS / PHOTOS

N° Ext. 06/01VF

I



Nachtrag zum offiziellen Testblatt der FISA

Form of extension to the official FISA-Homologation

VO Ausstattungsvariante
Option variant

- 1 OCT. 1983

Homologation gültig ab _____ in Gruppe A
Homologation valid as from _____ in group

Fahrzeughersteller Saab Modell und Typ 99
Manufacturer of the car _____ Model and type _____

Überrollbügel/-käfig
Rollbar/rollcage

Hauptbügel
Main rollbar

Diagonalstrebe
Longitudinal/diagonal strut

Vorderbügel
Front rollbar

Bügelhersteller Winfried Matter GmbH, D - 7523 Graben-Neudorf, 07255/5071
Rollbar manufacturer _____

Material ALZn MG 1 ALZn Mg 1 ALZn Mg 1
Material _____

Außendurchmesser 40 mm 40 mm / _____ mm 40 mm
Exterior diameter _____


Wandstärke 3,5 mm 3,5 mm / _____ mm 3,5 mm
Wall thickness _____

Streckgrenze 290-345 kg/mm² 290-345 kg/mm² / _____ kg/mm² 290-345 kg/mm²
Elastic limit _____


Zugfestigkeit 350-390 kg/mm² 350-390 kg/mm² / _____ kg/mm² 350-390 kg/mm²
Tensile strength _____

Gesamtgewicht inkl. Befestigungsvorrichtungen 26 kg
Total weight including fixings _____

Kompletter Überrollbügel/-käfig ausgebaut
Complete rollbar/rollcage outside the car



[Handwritten signature]



Hiermit wird bestätigt, daß der beschriebene Überrollbügel/-käfig den Anforderungen des Anhangs J der FISA entspricht, insbesondere in Bezug auf seine Befestigungen, Verbindungen und Beanspruchungswerte.

We certify that the present rollbar/rollcage complies with the conditions of the FIA Appendix J, in particular with regard to its attachments, its connections and its stress resistances.

SAAB-SCANIA AB
Gunnar Larsson

Gunnar Larsson
Director of Engineering
Unterschrift des Fahrzeugherstellers
Signature of the car manufacturer representative

Winfried Matter GmbH

Industriestraße 1
• Tel. 07255/5071

7523 Graben-Neudorf

[Handwritten signature]



FEDERATION INTERNATIONALE DU SPORT AUTOMOBILE

Homologation N°

A-5004

Extension N°

08 / 01 ER

FICHE D'EXTENSION A L'HOMOLOGATION OFFICIELLE FISA
FORM OF EXTENSION TO THE OFFICIAL FISA HOMOLOGATION

- ES** Evolution sportive du type / Sporting evolution of the type
- ET** Evolution normale du type / Normal evolution of the type
- VF** Variante de fourniture / Supply variant
- VO** Variante option / Option variant
- ER** Errata / Erratum

Homologation valable dès le 01 AVR. 1989 en groupe _____
Homologation valid as from _____ in group _____

Constructeur SAAB-SCANIA AB Modèle et type SAAB 99
Manufacturer _____ Model and type _____

Page ou ext. Page or ext.	Art. Art.	Description Description
	E	