



FEDERATION INTERNATIONALE DU SPORT AUTOMOBILE

Homologation N°

A-5036

Groupe **A/B**
Group

FICHE D'HOMOLOGATION CONFORME A L'ANNEXE J DU CODE SPORTIF INTERNATIONAL
HOMOLOGATION FORM IN ACCORDANCE WITH APPENDIX J OF THE INTERNATIONAL SPORTING CODE

Homologation valable à partir du -1 JUN 1982 en groupe A
Homologation valid as from in group

Photo A



Photo B



1. DEFINITIONS / DEFINITIONS

101. Constructeur FORD MOTOR CO LTD
Manufacturer


102. Dénomination(s) commerciale(s) – Modèle et type Escort RS2000 AUS
Commercial name(s) – Type and model

103. Cylindrée totale 1993 cm³
Cylinder capacity

104. Mode de construction séparée, matériau du châssis Steel
Type of car construction separate, material of chassis
 monocoque
unitary construction

105. Nombre de volumes 3
Number of volumes

106. Nombre de places 4
Number of places



Marque FORD Modéle RS2000 N° Homol. A-5036
 Make _____ Model _____

2. DIMENSIONS, POIDS / DIMENSIONS, WEIGHT

202. Longueur hors-tout 4150 mm ± 1%
 Overall length _____

203. Largeur hors-tout 1607 mm ± 1% Endroit de la mesure At door handles
 Overall width _____ Where measured _____

204. Largeur de la carrosserie: a) A la hauteur de l'axe AV 1565 mm ± 1%
 Width of bodywork: At front axle _____
 b) A la hauteur de l'axe AR 1600 mm ± 1%
 At rear axle _____

206. Empattement: a) Droit 2407 mm ± 1% b) Gauche: 2407 mm ± 1%
 Wheelbase: Right _____ Left: _____

209. Porte-à-faux: a) AV: 822 mm ± 1% b) AR: 921 mm ± 1%
 Overhang: Front: _____ Rear: _____

210. Distance «G» (volant — paroi de séparation AR) 1490 mm ± 1%
 Distance «G» (steering wheel — rear bulkhead) _____

3. MOTEUR / ENGINE: *(En cas de moteur rotatif, voir Article 335 sur fiche complémentaire).*
(In case of rotative engine, see Article 335 on complementary form).

301. Emplacement et position du moteur: Front, Longitudinal, vertical
 Location and position of the engine: _____


303. Cycle 4 stroke
 Cycle _____

304. Suralimentation /non; type No
 Supercharging /no; type _____
(En cas de suralimentation, voir également l'Article 334 sur fiche complémentaire)
(In case of supercharging, see also Article 334 on complementary form)

305. Nombre et disposition des cylindres 4 in line
 Number and layout of the cylinders _____


306. Mode de refroidissement liquid
 Cooling system _____

307. Cylindrée: a) Unitaire 498 cm³ b) Totale 1993 cm³
 Cylinder capacity: a) Unitary _____ b) Total _____
 c) Totale maximum autorisée*: 1999,9 cm³ *(Cette indication n'est pas à considérer en Gr. N)
 c) Maximum total allowed*: _____ *(This indication is not to be considered in Gr. N)



Marque Make FORD Modéle Model RS2000 N° Homol. A-5036

312. Matériau du bloc-cylindres
Cylinder block material Cast iron alloy
313. Chemises: a) /non c) Type:
Sleeves: /no Type:
314. Alésage 90,8 mm
Bore
315. Alésage maximum autorisé 90,95 mm (Cette indication n'est pas à considérer en Gr N)
Maximum bore allowed (This indication is not to be considered in Gr N)
316. Course 76,9 mm
Stroke
318. Bielle: a) Matériau Forged steel b) Type de la tête de bielle Split housing
Connecting rod: Material Big end type
c) Diamètre intérieur de la tête de bielle (sans coussinets) 55,0 mm \pm 0.1%
Interior diameter of the big end (without bearings):
d) Longueur entre axes: 127 mm (\pm 0.1 mm) e) Poids minimum: 660 g
Length between the axes: Minimum weight:
319. Vilebrequin: a) Type de construction One piece
Crankshaft: Type of manufacture
b) Matériau Cast iron alloy
Material
c) coulé estampé
 moulded stamped d) Nombre de paliers 5
Number of bearings
e) Type de paliers Plain bearings
Type of bearings
f) Diamètre des paliers 57,0 mm \pm 0.2% plus undersizes @ minus 0,25 & 0,5
Diameter of bearings
g) Matériau des chapeaux des paliers Cast iron alloy
Bearing caps material
h) Poids minimum du vilebrequin nu 12,100 g
Minimum weight of the bare crankshaft
320. Volant moteur: a) Matériau Cast iron alloy
Flywheel: Material
b) Poids minimum avec couronne de démarreur 7,620 g
Minimum weight of the flywheel with starter ring
321. Culasse: a) Nombre de culasses 1 b) Matériau Cast iron alloy
Cylinderhead: Number of cylinderheads Material
323. Alimentation par carburateur(s): a) Nombre de carburateurs 1
Fuel feed by carburettor(s): Number of carburators
b) Type Double barrel c) Marque et modèle Weber DGAV
Type Make and model



Marque / Make: FORD Modèle / Model: RS2000 N° Homol.: A-5036

- d) Nombre de passages de gaz par carburateur / Number of mixture passages per carburettor: 2
- e) Diamètre maximum de la tubulure de gaz à la sortie du carburateur / Maximum diameter of the flange hole of the carburettor exit port: 36 mm
- f) Diamètre du diffuseur au point d'étranglement maximum / Diameter of the venturi at the narrowest point: 27 mm

24. Alimentation par injection:

a) Marque:

Fuel feed by injection:

Manufacturer: _____

b) Modèle du système d'injection:

Model of injection system: _____

c) Mode de dosage du carburant:

Kind of fuel measurement:

- mécanique / électronique / hydraulique
 mechanical / electronical / hydraulical

c1) Plongeur

oui/non

c2) Mesure du volume d'air

oui/non

Piston pump

yes/no

Measurement of air volume

yes/no

c3) Mesure de la masse d'air

oui/non

c4) Mesure de la vitesse de l'air

oui/non

Measurement of air mass

yes/no

Measurement of air speed

yes/no

c5) Mesure de la pression d'air

oui/non

Quelle est la pression de réglage?

Measurement of air pressure

yes/no

Which pressure is taken for measurement? _____ bars

d) Dimensions effectives du point de mesure au(x) papillon(s) ou au(x) tiroir(s) d'étranglement

Effective dimensions of measure position in the throttle area _____ mm

e) Nombre des sorties effectives de carburant

Number of effective fuel outlets _____

f) Position des soupapes d'injection:

Position of injection valves:

- Canal d'admission / Culasse
 Inlet manifold / Cylinderhead

g) Parties du système d'injection servant au dosage du carburant

Statement of fuel measuring parts of injection system _____

5. Arbre à cames:

a) Nombre

1

b) Emplacement

In cylinder head

Camshaft:

Number

Location

c) Système d'entraînement

Notched belt

d) Nombre de paliers par arbre

3

Driving system

Number of bearings for each shaft

f) Système de commande des soupapes

Type of valve operation

Oscillating lever

8. Distribution:

e) Levée maximum des soupapes

Timing:

Maximum valve lift

Admission

10,2

Echappement

10,2

Inlet

mm

Exhaust

mm

avec jeu de

with clearance

0,2

mm

0,25

mm

7. Admission:

a) Matériau du collecteur

Aluminium alloy

Inlet:

Material of the manifold

b) Nombre d'éléments du collecteur

1

c) Nombre de soupapes par cylindre

1

Number of manifold elements

Number of valves per cylinder

d) Diamètre maximum des soupapes

Maximum diameter of the valves 42,5 mm

e) Diamètre de la tige de soupape

8

f) Longueur de la soupape

111 + 2

g) Type des ressorts de soupape

Coil

Length of the valve

mm

Type of valve springs



Marque FORD Modèle RS2000 N° Homol. A-5035
Make _____ Model _____

328. Echappement: a) Matériau du collecteur Cast iron alloy
Exhaust: Material of the manifold _____
b) Nombre d'éléments du collecteur 1 d) Nombre de soupapes par cylindre 1
Number of manifold elements _____ Number of valves per cylinder _____
e) Diamètre maximum des soupapes 36,2 mm f) Diamètre de la tige de soupape 8 mm
Maximum diameter of the valves _____ Diameter of the valve stem _____
g) Longueur de la soupape 111 + 2 mm h) Type des ressorts de soupape Coil
Length of the valve _____ Type of valve springs _____

330. Système d'allumage: a) Type Battery operated
Ignition system: Type _____
b) Nombre de bougies par cylindre 1 c) Nombre de distributeurs 1
Number of plugs per cylinder _____ Number of distributors _____

333. Système de lubrification: a) Type Compartmented
Lubrification system: Type Wet sump b) Nombre de pompes à huile 1
Number of oil pumps _____

4. CIRCUIT DE CARBURANT / FUEL CIRCUIT

401. Réservoir: a) Nombre 1 b) Emplacement In rear compartment
Fuel tank: Number _____ Location _____
c) Matériau Mild steel, treated d) Capacité maximum 41 L
Material _____ Maximum capacity _____


5. EQUIPEMENT ELECTRIQUE / ELECTRICAL EQUIPEMENT

501. Batterie(s): a) Nombre 1
Battery(ies): Number _____

6. TRANSMISSION / DRIVE

601. Roues motrices: avant arrière
Driving wheels: front rear

602. Embrayage: b) Système de commande Cable release (mechanical)
Clutch: Drive system _____
c) Nombre de disques 1
Number of plates _____



Marque Make FORD Modèle Model RS2000 N° Homol. A-5036

603. Boîte de vitesses: a) Emplacement Location Behind engine
 Gear-box: Location

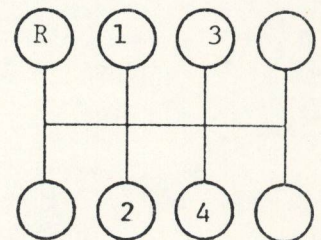
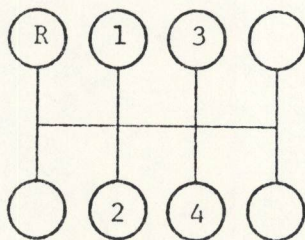
b) Marque «manuelle» «Manual» make Ford c) Marque «automatique» «Automatic» make

d) Emplacement de la commande Location of the gear lever Central on floor

e) Rapports Ratios

	Manuelle / Manual			Automatique / Automatic			B.V. suppl. / Additional G.B.		
	rappports ratio	nombre de dents/ number of teeth	synchro.	rappports ratio	nombre de dents/ number of teeth	synchro.	rappports ratio	nombre de dents/ number of teeth	synchro.
1	3,65	$\frac{29}{15}$	X				2,54	$\frac{27}{17}$	X
2	1,97	$\frac{25}{24}$	X				1,66	$\frac{25}{24}$	X
3	1,37	$\frac{21}{29}$	X				1,255	$\frac{25}{24}$	X
4	1,00	Direct	X				1,00	Direct	X
5									
AR/R	3,66	$\frac{31}{16}$					3,1	$\frac{31}{16}$	
Constante		$\frac{34}{18}$						$\frac{32}{20}$	
Constant.									

f) Grille de vitesse Gear change gate



604. Surmultiplication: a) Type Overdrive: N.A.

b) Rapport Ratio N.A. c) Nombre de dents Number of teeth N.A.

d) Utilisable avec les vitesses suivantes Usuable with the following gears N.A.



Marque FORD Modèle RS2000 N° Homol. A-5036
 Make _____ Model _____

605. Couple final:

Final drive:

- a) Type du couple final
Type of final drive
- b) Rapport
Ratio
- c) Nombre de dents
Teeth number
- d) Type de limitation de différentiel (si prévu)
Type of differential limitation (if provided)

AV / Front	AR / Rear
	Hypoid
	3,56
	32:9

e) Rapport de la boîte de transfert
Ratio of the transfer box N.A.

606. Type de l'arbre de transmission
Type of the transmission shaft 2 piece with hooks & sliding joints

7. SUSPENSION / SUSPENSION

701. Type de suspension: a) AV / Front MacPherson Strut - Independent
Type of suspension: b) AR / rear Rigid axle - leaf springs + radius rods


702. Ressorts hélicoïdaux: AV: oui/ AR: /non
Helicoïdal springs: Front: yes/ Rear: /no

703. Ressorts à lames: AV: /non AR: oui/
Leaf springs: Front: /no Rear: yes/

704. Barre de torsion: AV: /non AR: non
Torsion bar: Front: /no Rear: /no

705. Autre type de suspension: Voir photo/dessin en page 15
Other type of suspension: See photo or drawing on page 15

N.A.



Marque FORD
 Make _____

Modèle RS2000
 Model _____

N° Homol. A-5036

707. Amortisseurs:

Shock Absorbers:

- a) Nombre par roue
 Number per wheel
 b) Type
 Type
 c) Principe de fonctionnement
 Working principle

Avant / Front	Arrière / Rear
1	1
Telescopic	Telescopic
Hydraulic	Hydraulic

8. TRAIN ROULANT / RUNNING GEAR:

801. Roues: a) Diamètre AV 13 " / 330 mm AR 13 " / 330 mm
 Wheels: Diameter Front _____ " / _____ mm Rear _____ " / _____ mm

803. Freins: a) Système de freinage Hydraulic
 Brakes: Braking system _____
 b) Nombre de maître-cylindres Tandem b1) Alésage 2 x 20,6 mm
 Number of master cylinders _____ Bore _____ mm
 c) Servo-frein oui/ c1) Marque et type Ford Vacuum
 Power assisted brakes yes/ Make and type _____
 d) Régulateur de freinage oui, d1) Emplacement Near rear axle
 Braking adjuster yes, Location _____

e) Nombre de cylindres par roue:
 Number of cylinders per wheel:

e1) Alésage
 Bore

f) Freins à tambours:

Drum brakes:

f1) Diamètre intérieur
 Interior diameter

f2) Nombre de mâchoires par roue.
 Number of shoes per wheel

f3) Surface de freinage
 Braking surface

f4) Largeur des garnitures
 Width of the shoes


g) Freins à disques:

Disc brakes:

g1) Nombres de sabots par roue
 Number of pads per wheel

g2) Nombre d'étriers par roue
 Number of calipers per wheel

Avant / Front	Arrière / Rear
2	1
54 mm	19,05 mm
_____ mm (± 1,5 mm)	228,6 mm (± 1,5 mm)
_____	2
_____ cm ²	319,5 cm ²
_____ mm	44,5 mm
2	_____
1	_____



Marque FORD Modèle RS2000 N° Homol. A-5036
 Make _____ Model _____

	AV / Front	AR / Rear
g3) Matériau des étriers Caliper material	Cast iron	
g4) Epaisseur maximale du disque Maximum disc thickness	12,8 mm	
g5) Diamètre extérieur du disque Exterior diameter of the disc	247,5 mm (± 1 mm)	
g6) Diamètre extérieur de frottement des sabots Exterior diameter of the shoe's rubbing surface	245 mm	
g7) Diamètre intérieur de frottement des sabots Interior diameter of the shoe's rubbing surface	139,8 mm	
g8) Longueur hors-tout des sabots Overall length of the shoes	76,6 mm	
g9) Disques ventilés Ventilated disc	/non /no	oui/non yes/no
g10) Surface de freinage par roue Braking surface per wheel	655,2 cm ²	


h) Frein de stationnement: Parking brake: _____
 h1) Système de commande Command system Lever + cable
 h2) Emplacement de la commande Location of the lever Central on floor
 h3) Effet sur roues On which wheels AV Front AR Rear Rear

804. Direction: a) Type Rack & pinion
 Steering: Type _____
 b) Rapport Ratio 18:1 c) Servo-assistance Power assisted /non /no

9. CARROSSERIE / BODYWORK

901. Intérieur: a) Ventilation oui/yes/ Interior: Ventilation yes/yes/
 b) Chauffage oui/yes/ Heating yes/yes/
 f) Toit ouvrant optionnel oui/yes/ Sun roof optional yes/yes/
 f1) Type Steel sliding
 f2) Système de commande Command system Rotating handle
 g) Système d'ouverture des vitres latérales: AV/Front: Rotating handle
 Opening system for the side windows: AR/Rear: Rotating handle

902. Extérieur: a) Nombre de portes 2 b) Hayon AR non/no Rear tailgate Mild steel sheet .
 Exterior: Number of doors _____ AV/Front: _____
 c) Matériau des portières: Door material: AR/Rear: N.A.



Marque FORD Modèle RS 2000 N° Homol. A-5036
 Make _____ Model _____

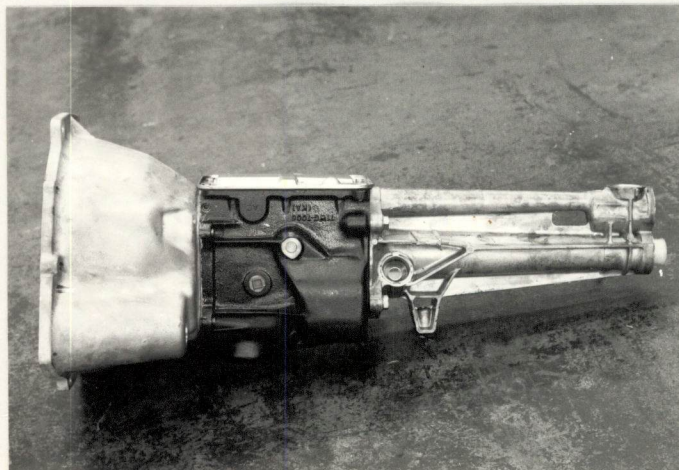
d) Matériau du capot AV Front bonnet material	Mild steel sheet pressing
e) Matériau du capot/hayon AR Rear bonnet / tailgate material	Mild steel sheet pressing
f) Matériau de la carrosserie Bodywork material	Mild steel sheet pressing
g) Matériau du pare-brise Windscreen material	Laminated glass only for competition use
h) Matériau de la lunette AR Rear window material	Safety glass
i) Matériau des glaces de custode Rear quarter lights material	Safety glass
k) Matériau des vitres latérales Side window material	AV / Front Safety glass AR / Rear Safety glass
l) Matériau du pare-choc avant Material of the front bumper	Mild steel/plastic
m) Matériau du pare-choc arrière Material of the rear bumper	Mild steel

INFORMATIONS COMPLEMENTAIRES

COMPLEMENTARY INFORMATION

Alternative final drives 4,11 = 9 : 37
 (Art. 605) 4,63 = 8 : 37

Photo : Alternative manual gear box




Marque FORD Modèle RS2000 N° Homol. A-5036
Make ----- Model -----


PHOTOS / PHOTOS

Moteur / Engine


C) Profil droit du moteur déposé
Right hand view of dismantled engine




D) Profil gauche du moteur déposé
Left hand view of dismantled engine



E) Moteur dans son compartiment
Engine in its compartment



F) Culasse nue
Bare cylinderhead



Marque
Make

FORD


Modèle
Model

RS2000


N° Homol.

A-5036


G) Chambre de combustion
Combustion chamber



H) Carburateur(s) ou système d'injection
Carburetor(s) or injection system



I) Collecteur d'admission
Inlet manifold





J) Collecteur d'échappement
Exhaust manifold



Transmission / Transmission

S) Carter de boîte de vitesse et cloche d'embrayage
Gearbox casing and clutch bellhousing



Marque
Make

FORD

Modèle
Model


RS 2000

N° Homol.


A-5036

Suspension / Suspension

T) Train avant complet déposé
Complete dismantled front running gear




U) Train arrière complet déposé
Complete dismantled rear running gear




Train roulant / Running gear

V) Freins avant
Front brakes




W) Freins arrière
Rear brakes




Carrosserie / Bodywork

X) Tableau de bord
Dashboard



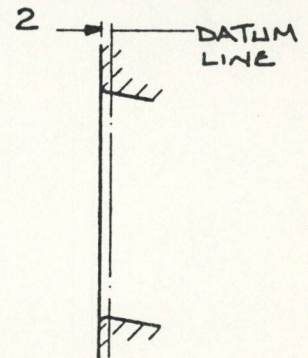
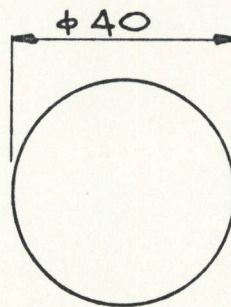
Y) Toit ouvrant
Sunroof



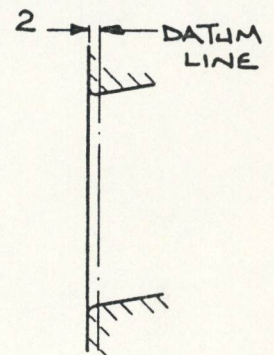
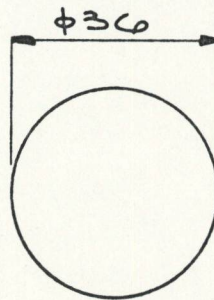
DESSINS / DRAWINGS

Moteur / Engine

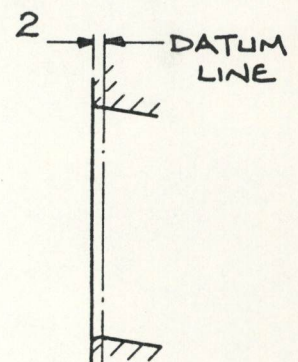
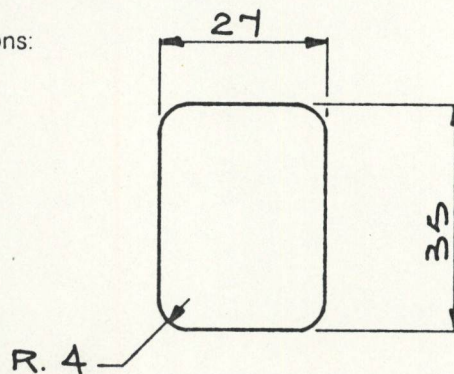
- I Orifices d'admission de la culasse, face collecteur (tolérances sur dimensions: -2%, +4%)
Cylinderhead inlet ports, manifold side (tolerances on dimensions: -2%, +4%)




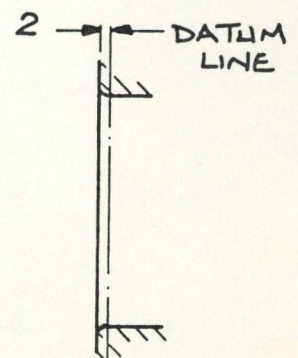
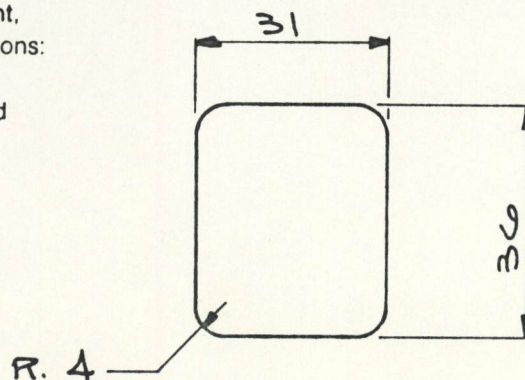
- II Orifices du collecteur d'admission, côté culasse (tolérances sur dimensions: -2%, +4%)
Inlet manifold ports, cylinderhead side (tolerances on dimensions: -2%, +4%)



- III Orifices d'échappement de la culasse, face collecteur (tolérances sur dimensions: -2%, +4%)
Cylinderhead exhaust ports, manifold side (tolerances on dimensions: -2%, +4%)



- IV Orifices du collecteur d'échappement, côté culasse (tolérances sur dimensions: -2%, +4%)
Exhaust manifold ports, cylinderhead side (tolerances on dimensions: -2%, +4%)



Marque
Make

FORD

Modèle
Model


RS2000

N° Homol.

A-5036

Suspension / Suspension

- XV Système de suspension, selon l'article 705 ou en remplacement des photos O et P.
Suspension system according to article 705 or replacing photos O and P.





FEDERATION INTERNATIONALE DU SPORT AUTOMOBILE

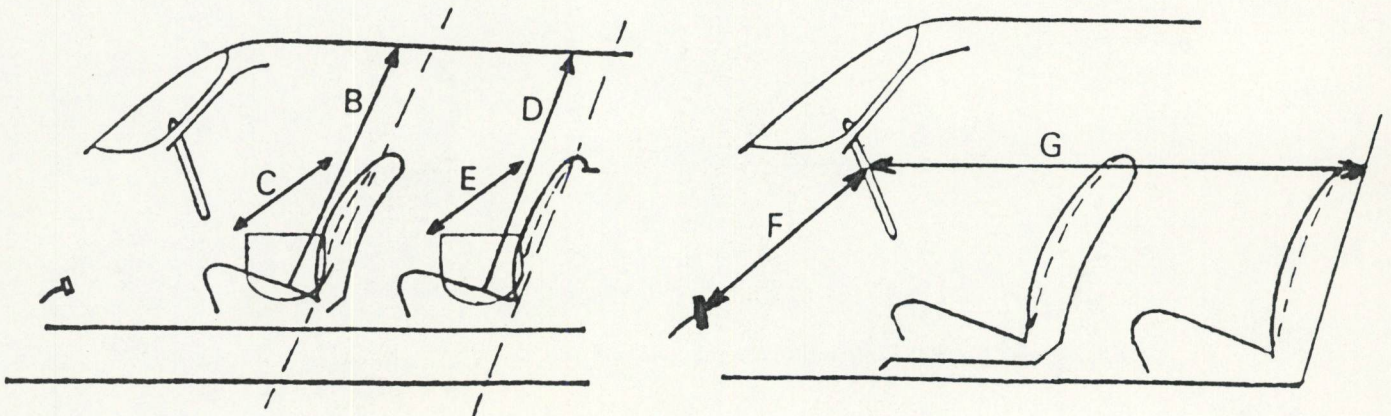
Homologation N°

A-5036


Groupe **A/B**
Group

Marque FORD Modèle RS2000
Make FORD Model RS2000

Dimensions intérieures comme définies par le Règlement d'Homologation
Interior dimensions as defined by the Homologation Regulations.



B (Hauteur sur sièges avant) (Height above front seats)	1000	mm
C (Largeur aux sièges avant) (Width at front seats)	1270	mm
D (Hauteur sur sièges arrière) (Height above rear seats)	920	mm
E (Largeur aux sièges arrière) (Width at rear seats)	1275	mm
F (Volant – Pédale de frein) (Steering wheel – brake pedal)	620	mm
G (Volant – paroi de séparation arrière) (Steering wheel – rear bulkhead)	1490	mm
H = F+G =	2110	mm





FEDERATION INTERNATIONALE DU SPORT AUTOMOBILE

Homologation N°

A-5036

Extension N°

01/01VF

FICHE D'EXTENSION A L'HOMOLOGATION OFFICIELLE FISA
FORM OF EXTENSION TO THE OFFICIAL FISA HOMOLOGATION

ET Evolution normale du type: dès le numéro de châssis
Normal evolution of the type: as from chassis number _____

VF Variante de fourniture / Supply variant


VO Variante option / Option variant

ER Errata / Erratum

Homologation valable dès le _____ -1. JUN 1982 _____ en groupe
Homologation valid as from _____ in group _____

Constructeur _____ FORD _____ Modèle et type _____ Escort 2 litre
Manufacturer _____ Model and type _____

Page ou ext. Page or ext.	Art. Art.	Description Description
	313	Dry, cast iron liners are a factory reclaim procedure - the customer having no option.
	327e & 328f	Valve stem oversize at 8,2 and 8,4 mm are factory reclaim - the customer having no option.




Marque FORD Modéle Escort 2 litre N° Homol. A-5036
 Make _____ Model _____

VO

N° Ext. 02/01VO

Page ou ext. Page or ext.	Art. Art.	Description Description
7	606	One piece engine to axle drive shaft using needle rollers and sliding spline See photo 81-8
7	606b	Two piece half shaft plus increased bearing capacity See photo 81-9
8	803	Disc brake rear axle conversion incorporating heavy duty bearing, carrier and hub assembly See photo 81-10
8	803b1	Dual circuit brake box. Cylinder sizes may be 15,87; 17,78; 19,05; 20,6 mm dia. Brake fluid reservoir is not inside habitacle. See photo 81-11
8	803c	Brake boost - fitted in line, is optional
8	803c1	Vacuum assist
9	804	Quick ratio steering Ratio = 14:1
		Photo 81-20
		Alternative brakes:
		<u>Front</u>
8	803e	4 803e1 38,1
8	803g1	2 803g2 1
9	803g3	Aluminium alloy 803g8 112 mm Shown on photo 81-12
	803g4	20,7 mm 803g5 264 mm
9	803g6	262 mm 803g7 160 mm
	803g10	672,3 cm ² 803g9 Ventilated Shown on photo 81-12
		<u>Rear</u>
8	803e	2 803e1 38mm
8	803g1	2 803g2 1
9	803g3	Cast iron 803g8 62 mm For use with vented <u>and non vented</u> disc See photo 81-13
8	803e	2 803e1 51 mm
8	803g1	2 803g2 1
9	803g3	Aluminium alloy 803g8 75 mm For use with vented <u>and non vented</u> disc See photo 81-14





FEDERATION INTERNATIONALE DU SPORT AUTOMOBILE

Homologation N°

A-5036

Extension N°

02 / 01 V0


FICHE D'EXTENSION A L'HOMOLOGATION OFFICIELLE FISA
FORM OF EXTENSION TO THE OFFICIAL FISA HOMOLOGATION

- ET** Evolution normale du type: dès le numéro de châssis
Normal evolution of the type: as from chassis number _____
- VF** Variante de fourniture / Supply variant
- VO** Variante option / Option variant
- ER** Errata / Erratum

Homologation valable dès le _____ -1. JUN 1962 _____ en groupe
Homologation valid as from _____ in group _____

Constructeur _____ FORD _____ Modèle et type _____ Escort 2 litre
Manufacturer _____ Model and type _____

Page ou ext. Page or ext.	Art. Art.	Description Description
7	701	Combined radius rods and anti roll bar - see photo 81-3
	707	Heavy duty hub - alum alloy complete with increased capacity bearings - see photo 81-4
8	707	Reinforced suspension element incorporating increase damper capacity - body O.D. = 51 mm See photo 81-5
7	701	Reinforced front suspension mount (4 bolt clamp) See photo 81-6
7	701	Reinforced front suspension incorporating redesigned tie bars and anti roll bars. Kinematics unaltered. See photo 81-7




Marque FORD Modéle Escort 2 litre N° Homol. A-5036
 Make _____ Model _____

VO

N° Ext. 02 / 0 1 VO

Page ou ext. Page or ext.	Art. Art.	Description Description
9	803g4 803g6 803g10	13 mm 263 mm 704,2 cm ² See photo 81-15
		803g5 265 mm 803g7 156 mm 803g9 Non ventilated
9	803g4 803g6 803g10	20,7 mm 262 mm 676,1 cm ² See photo 81-16
		803g5 264 mm 803g7 160 mm 803g9 Ventilated
		<u>Alternative brakes</u>
		<u>Front</u>
	803e 803g1 803g3	2 2 Cast iron
		803e1 54 mm 803g2 1 803g8 77 mm
	803g4 803g6 803g10	20mm 243 mm 637,0 cm ² See photo 81-21
		803g5 244 mm 803g7 136 mm 803g9 Ventilated
		For improved handbrake the following kit is available: Master cylinder 17,8 or 19,1 mm bore
8	803g2	This increases number of calipers/wheel for rear axle to 2. See photo's 81-17 & 18
8	803e	2
8	803g1	2
9	803g3	Aluminium alloy
		803e1 57 mm 803g2 1 803g8 75 mm
		Alternative main rear axle caliper when using hydraulic handbrake kit - see photo 81-19




Marque FORD
Make _____

Modèle RS 2000
Model _____


N° Homol. A-5036

PHOTOS / PHOTOS


N° Ext. 02 / 01V0



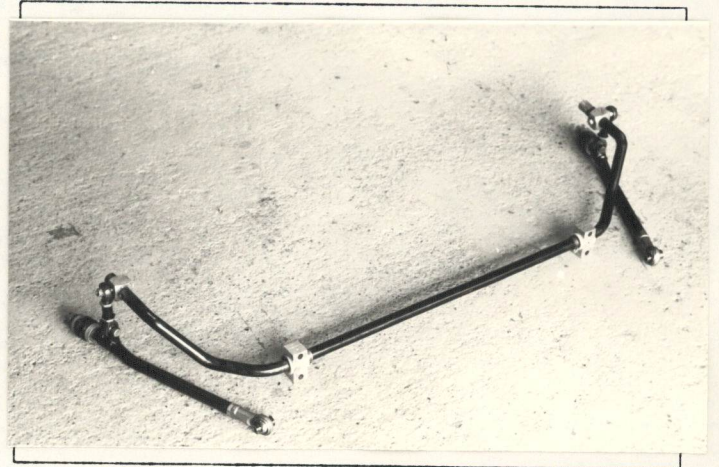
81-4




81-5



81-6




81-7



81-8



81-9




Marque
Make FORD

Modèle
Model RS 2000


N° Homol. A-5036

PHOTOS / PHOTOS


N° Ext. 02/01VU




81-10




81-11



81-12



81-13



81-14



81-15

FEDERATION INTERNATIONALE
F.I.S.A.
DE L'AUTOMOBILE

Marque FORD
Make _____

Modèle RS 2000
Model _____


N° Homol. A-5036

PHOTOS / PHOTOS


N° Ext. 02 / 01 V0




81-16




81-17




81-18



81-19



81-20



81-21





FEDERATION INTERNATIONALE DU SPORT AUTOMOBILE

Homologation N°

A - 5036

Extension N°

03 / 01 ER

FICHE D'EXTENSION A L'HOMOLOGATION OFFICIELLE FISA
FORM OF EXTENSION TO THE OFFICIAL FISA HOMOLOGATION

- ET** Evolution normale du type: dès le numéro de châssis
Normal evolution of the type: as from chassis number _____
- VF** Variante de fourniture / Supply variant
- VO** Variante option / Option variant
- ER** Errata / Erratum

Homologation valable dès le _____ en groupe **A**
Homologation valid as from **- 1 OCT. 1983** in group _____

Constructeur **FORD** Modèle et type **escort 2000 RS**
Manufacturer _____ Model and type _____

Page ou ext. Page or ext.	Art. Art.	Description Description																																																																																																
Page 6	803e	<table border="1"> <thead> <tr> <th colspan="4">B.V. suppl. / Additional G.B.</th> </tr> <tr> <th></th> <th>rappports ratio</th> <th>nombre de dents/ number of teeth</th> <th>synchro.</th> </tr> </thead> <tbody> <tr><td>1</td><td></td><td></td><td></td></tr> <tr><td>2</td><td></td><td></td><td></td></tr> <tr><td>3</td><td>1,25</td><td>$\frac{22}{28}$</td><td></td></tr> <tr><td>4</td><td></td><td></td><td></td></tr> <tr><td>5</td><td></td><td></td><td></td></tr> <tr><td>AR/R</td><td></td><td></td><td></td></tr> <tr><td>Const-</td><td></td><td></td><td></td></tr> <tr><td>tante</td><td></td><td></td><td></td></tr> <tr><td>Const-</td><td></td><td></td><td></td></tr> <tr><td>tant.</td><td></td><td></td><td></td></tr> </tbody> </table> <p style="text-align: center;">au lieu de : instead of :</p> <table border="1"> <thead> <tr> <th colspan="4">B.V. suppl. / Additional G.B.</th> </tr> <tr> <th></th> <th>rappports ratio</th> <th>nombre de dents/ number of teeth</th> <th>synchro.</th> </tr> </thead> <tbody> <tr><td>1</td><td></td><td></td><td></td></tr> <tr><td>2</td><td></td><td></td><td></td></tr> <tr><td>3</td><td>1,25</td><td>$\frac{25}{24}$</td><td></td></tr> <tr><td>4</td><td></td><td></td><td></td></tr> <tr><td>5</td><td></td><td></td><td></td></tr> <tr><td>AR/R</td><td></td><td></td><td></td></tr> <tr><td>Const-</td><td></td><td></td><td></td></tr> <tr><td>tante</td><td></td><td></td><td></td></tr> <tr><td>Const-</td><td></td><td></td><td></td></tr> <tr><td>tant.</td><td></td><td></td><td></td></tr> </tbody> </table>	B.V. suppl. / Additional G.B.					rappports ratio	nombre de dents/ number of teeth	synchro.	1				2				3	1,25	$\frac{22}{28}$		4				5				AR/R				Const-				tante				Const-				tant.				B.V. suppl. / Additional G.B.					rappports ratio	nombre de dents/ number of teeth	synchro.	1				2				3	1,25	$\frac{25}{24}$		4				5				AR/R				Const-				tante				Const-				tant.			
B.V. suppl. / Additional G.B.																																																																																																		
	rappports ratio	nombre de dents/ number of teeth	synchro.																																																																																															
1																																																																																																		
2																																																																																																		
3	1,25	$\frac{22}{28}$																																																																																																
4																																																																																																		
5																																																																																																		
AR/R																																																																																																		
Const-																																																																																																		
tante																																																																																																		
Const-																																																																																																		
tant.																																																																																																		
B.V. suppl. / Additional G.B.																																																																																																		
	rappports ratio	nombre de dents/ number of teeth	synchro.																																																																																															
1																																																																																																		
2																																																																																																		
3	1,25	$\frac{25}{24}$																																																																																																
4																																																																																																		
5																																																																																																		
AR/R																																																																																																		
Const-																																																																																																		
tante																																																																																																		
Const-																																																																																																		
tant.																																																																																																		

