



FEDERATION INTERNATIONALE DU SPORT AUTOMOBILE

Homologation N°

B - 2 1 5

Groupe **A/B**
Group

FICHE D'HOMOLOGATION CONFORME A L'ANNEXE J DU CODE SPORTIF INTERNATIONAL
HOMOLOGATION FORM IN ACCORDANCE WITH APPENDIX J OF THE INTERNATIONAL SPORTING CODE

Homologation valable à partir du
Homologation valid as from -1 JUN 1982

en groupe **B**
in group

Photo A



Photo B



1. DEFINITIONS / DEFINITIONS

101. Constructeur
Manufacturer FORD MOTOR CO LTD


102. Dénomination(s) commerciale(s) – Modèle et type
Commercial name(s) – Type and model Escort RS2000 B AUS

103. Cylindrée totale
Cylinder capacity 1993 cm³

104. Mode de construction
Type of car construction
 séparée, matériau du châssis
separate, material of chassis Steel
 monocoque
unitary construction

105. Nombre de volumes
Number of volumes 3

106. Nombre de places
Number of places 4



Marque FORD Modéle RS2000 N° Homol. B-215
 Make FORD Model RS2000

2. DIMENSIONS, POIDS / DIMENSIONS, WEIGHT

202. Longueur hors-tout 4150 mm ± 1%
 Overall length

203. Largeur hors-tout 1607 mm ± 1% Endroit de la mesure At door handles
 Overall width Where measured

204. Largeur de la carrosserie: 1565 mm ± 1% a) A la hauteur de l'axe AV
 Width of bodywork: At front axle
1600 mm ± 1% b) A la hauteur de l'axe AR
 At rear axle

206. Empattement: a) Droit 2407 mm ± 1% b) Gauche: 2407 mm ± 1%
 Wheelbase: Right Left

209. Porte-à-faux: a) AV: 822 mm ± 1% b) AR: 921 mm ± 1%
 Overhang: Front: Rear:

210. Distance «G» (volant — paroi de séparation AR) 1490 mm ± 1%
 Distance «G» (steering wheel — rear bulkhead)

3. MOTEUR / ENGINE: *(En cas de moteur rotatif, voir Article 335 sur fiche complémentaire).*
(In case of rotative engine, see Article 335 on complementary form).

301. Emplacement et position du moteur: Front, Longitudinal, vertical
 Location and position of the engine:


303. Cycle 4 stroke
 Cycle

304. Suralimentation /non; type No
 Supercharging /no; type
(En cas de suralimentation, voir également l'Article 334 sur fiche complémentaire)
(In case of supercharging, see also Article 334 on complementary form)

305. Nombre et disposition des cylindres 4 in line
 Number and layout of the cylinders

306. Mode de refroidissement liquid
 Cooling system

307. Cylindrée: a) Unitaire 498 cm³ b) Totale 1993 cm³
 Cylinder capacity: a) Unitary b) Total
 c) Totale maximum autorisée*: 1999,9 cm³ *(Cette indication n'est pas à considérer en Gr. N)
 c) Maximum total allowed*: *(This indication is not to be considered in Gr. N)



Marque Make FORD Modèle Model RS2000 N° Homol. B-215

312. Matériau du bloc-cylindres Cast iron alloy
 Cylinder block material

313. Chemises: a) /non c) Type
 Sleeves: /no Type

314. Alésage 90,8 mm
 Bore

315. Alésage maximum autorisé 90,95 mm (Cette indication n'est pas à considérer en Gr N)
 Maximum bore allowed (This indication is not to be considered in Gr N)

316. Course 76,9 mm
 Stroke

318. Bielle: a) Matériau Forged steel b) Type de la tête de bielle Split housing
 Connecting rod: Material Big end type

c) Diamètre intérieur de la tête de bielle (sans coussinets) 55,0 mm ± 0.1%
 Interior diameter of the big end (without bearings)

d) Longueur entre axes: 127 mm (± 0,1 mm) e) Poids minimum: 660 g
 Length between the axes: Minimum weight:

319. vilebrequin: a) Type de construction One piece
 Crankshaft: Type of manufacture

b) Matériau Cast iron alloy
 Material

c) coulé / estampé
 moulded / stamped

d) Nombre de paliers 5
 Number of bearings

e) Type de paliers Plain bearings
 Type of bearings

f) Diamètre des paliers 57,0 mm ± 0.2%
 Diameter of bearings

g) Matériau des chapeaux des paliers Cast iron alloy
 Bearing caps material

h) Poids minimum du vilebrequin nu 12,100 g
 Minimum weight of the bare crankshaft


320. Volant moteur: a) Matériau Cast iron alloy
 Flywheel: Material

b) Poids minimum avec couronne de démarreur 7,620 g
 Minimum weight of the flywheel with starter ring

321. Culasse: a) Nombre de culasses 1 b) Matériau Cast iron alloy
 Cylinderhead: Number of cylinderheads Material

323. Alimentation par carburateur(s): a) Nombre de carburateurs 2
 Fuel feed by carburettor(s): Number of carburators

b) Type Double barrel c) Marque et modèle Weber 44 IDF
 Type Make and model



Marque FORD Modèle RS2000 N° Homol. B-215
 Make _____ Model _____

- d) Nombre de passages de gaz par carburateur
 Number of mixture passages per carburettor 2
- e) Diamètre maximum de la tubulure de gaz à la sortie du carburateur
 Maximum diameter of the flange hole of the carburettor exit port 44 mm
- f) Diamètre du diffuseur au point d'étranglement maximum
 Diameter of the venturi at the narrowest point 34 mm

24. Alimentation par injection:

Fuel feed by injection:

a) Marque: _____
 Manufacturer: _____

b) Modèle du système d'injection:

Model of injection system: _____

c) Mode de dosage du carburant: mécanique électronique hydraulique
 Kind of fuel measurement: mechanical electronical hydraulical

c1) Plongeur oui/non
 Piston pump yes/no

c2) Mesure du volume d'air oui/non
 Measurement of air volume yes/no

c3) Mesure de la masse d'air oui/non
 Measurement of air mass yes/no

c4) Mesure de la vitesse de l'air oui/non
 Measurement of air speed yes/no

c5) Mesure de la pression d'air oui/non
 Measurement of air pressure yes/no

Quelle est la pression de réglage?
 Which pressure is taken for measurement? _____ bars

d) Dimensions effectives du point de mesure au(x) papillon(s) ou au(x) tiroir(s) d'étranglement
 Effective dimensions of measure position in the throttle area _____ mm

e) Nombre des sorties effectives de carburant

Number of effective fuel outlets _____

f) Position des soupapes d'injection: Canal d'admission Culasse
 Position of injection valves: Inlet manifold Cylinderhead

g) Parties du système d'injection servant au dosage du carburant

Statement of fuel measuring parts of injection system _____

5. Arbre à cames:

a) Nombre 1
 Camshaft: Number _____

b) Emplacement In cylinder head
 Location _____

c) Système d'entraînement Notched belt
 Driving system _____

d) Nombre de paliers par arbre 3
 Number of bearings for each shaft _____

f) Système de commande des soupapes

Type of valve operation Oscillating lever

6. Distribution:

e) Levée maximum des soupapes
 Timing: Maximum valve lift

Admission Inlet	<u>11,8</u> mm	Echappement Exhaust	<u>11,8</u> mm
avec jeu de with clearance	<u>0,38</u> mm		<u>0,38</u> mm

7. Admission:

a) Matériau du collecteur Aluminium alloy
 Inlet: Material of the manifold _____

b) Nombre d'éléments du collecteur 1
 Number of manifold elements _____


c) Nombre de soupapes par cylindre 1
 Number of valves per cylinder _____

d) Diamètre maximum des soupapes 42,5 mm
 Maximum diameter of the valves _____ mm

e) Diamètre de la tige de soupape 8 mm
 Diameter of the valve stem _____ mm

f) Longueur de la soupape 112 + 2 mm
 Length of the valve _____ mm

g) Type des ressorts de soupape Coil
 Type of valve springs _____



Marque FORD Modèle RS2000 N° Homol. B-215
Make _____ Model _____

328. Echappement: a) Matériau du collecteur Cast iron alloy
Exhaust: Material of the manifold _____
b) Nombre d'éléments du collecteur 1 d) Nombre de soupapes par cylindre 1
Number of manifold elements _____ Number of valves per cylinder _____
e) Diamètre maximum des soupapes 36,2 mm f) Diamètre de la tige de soupape 8 mm
Maximum diameter of the valves _____ Diameter of the valve stem _____
g) Longueur de la soupape 112 + 2 mm h) Type des ressorts de soupape Coil
Length of the valve _____ Type of valve springs _____

330. Système d'allumage: a) Type Battery operated
Ignition system: Type _____
b) Nombre de bougies par cylindre 1 c) Nombre de distributeurs 1
Number of plugs per cylinder _____ Number of distributors _____

333. Système de lubrification: a) Type Compartmented
Lubrification system: Type Wet sump b) Nombre de pompes à huile 1
Number of oil pumps _____

4. CIRCUIT DE CARBURANT / FUEL CIRCUIT

401. Réservoir: a) Nombre 1 b) Emplacement In rear compartment
Fuel tank: Number _____ Location _____
c) Matériau Mild steel, treated d) Capacité maximum 41 L
Material _____ Maximum capacity _____


5. EQUIPEMENT ELECTRIQUE / ELECTRICAL EQUIPEMENT

501. Batterie(s): a) Nombre 1
Battery(ies): Number _____

6. TRANSMISSION / DRIVE

601. Roues motrices: avant arrière
Driving wheels: front rear

602. Embrayage: b) Système de commande Cable release (mechanical)
Clutch: Drive system _____
c) Nombre de disques 1
Number of plates _____



Marque FORD Modèle RS2000 N° Homol. B-215
 Make _____ Model _____

603. Boîte de vitesses: a) Emplacement Behind engine
 Gear-box: Location _____

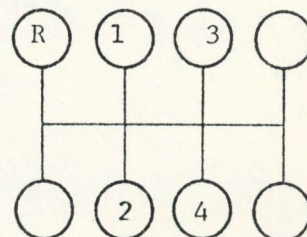
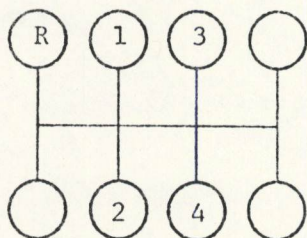
b) Marque «manuelle» Ford c) Marque «automatique»
 «Manual» make _____ «Automatic» make _____

d) Emplacement de la commande Central on floor
 Location of the gear lever _____

e) Rapports
 Ratios

	Manuelle / Manual			Automatique / Automatic			B.V. suppl. / Additional G.B.		
	rappports ratio	nombre de dents/ number of teeth	synchro.	rappports ratio	nombre de dents/ number of teeth	synchro.	rappports ratio	nombre de dents/ number of teeth	synchro.
1	3,65	$\frac{29}{15}$	X				2,54	$\frac{27}{17}$	X
2	1,97	$\frac{25}{24}$	X				1,66	$\frac{25}{24}$	X
3	1,37	$\frac{21}{29}$	X				1,255	$\frac{25}{24}$	X
4	1,00	Direct	X				1,00	Direct	X
5									
AR/R	3,66	$\frac{31}{16}$					3,1	$\frac{31}{16}$	
Constante		$\frac{34}{18}$						$\frac{32}{20}$	
Constant.									


f) Grille de vitesse
 Gear change gate



604. Surmultiplication: a) Type N.A.
 Overdrive: Type _____

b) Rapport N.A. c) Nombre de dents N.A.
 Ratio _____ Number of teeth _____

d) Utilisable avec les vitesses suivantes N.A.
 Usable with the following gears _____



Marque FORD Modèle RS2000 N° Homol. B-215
 Make _____ Model _____

605. Couple final:

Final drive:

- a) Type du couple final
Type of final drive
- b) Rapport
Ratio
- c) Nombre de dents
Teeth number
- d) Type de limitation de différentiel (si prévu)
Type of differential limitation (if provided)

AV / Front	AR / Rear
	Hypoid
	3,56
	32:9

- e) Rapport de la boîte de transfert
Ratio of the transfer box

N.A.

606. Type de l'arbre de transmission

Type of the transmission shaft

2 piece with hooks & sliding joints

7. SUSPENSION / SUSPENSION

701. Type de suspension:
Type of suspension:

a) AV / Front MacPherson Strut - Independent

b) AR / rear Rigid axle - leaf springs + radius rods

702. Ressorts hélicoïdaux:
Helicoïdal springs:

AV: oui/
Front: yes/

AR: /non
Rear: /no

703. Ressorts à lames:
Leaf springs:

AV: /non
Front: /no

AR: oui/
Rear: yes/

704. Barre de torsion:
Torsion bar:


AV: /non
Front: /no

AR: non
Rear: /no

705. Autre type de suspension: Voir photo/dessin en page 15

Other type of suspension: See photo or drawing on page 15

N.A.



Marque FORD Modèle RS2000 N° Homol. B-215
 Make _____ Model _____

707. Amortisseurs:

Shock Absorbers:

- a) Nombre par roue
Number per wheel
 b) Type
Type
 c) Principe de fonctionnement
Working principle

Avant / Front	Arrière / Rear
1	1
Telescopic	Telescopic
Hydraulic	Hydraulic

8. TRAIN ROULANT / RUNNING GEAR:

801. Roues: a) Diamètre AV 13 " / 330 mm AR 13 " / 330 mm
 Wheels: Diameter Front _____ " / _____ mm Rear _____ " / _____ mm

803. Freins: a) Système de freinage Hydraulic
 Brakes: Braking system _____
 b) Nombre de maître-cylindres Tandem b1) Alésage 2 x 20,6 mm
 Number of master cylinders _____ Bore _____ mm
 c) Servo-frein oui/ c1) Marque et type Ford Vacuum
 Power assisted brakes yes/ Make and type _____
 d) Régulateur de freinage oui/ d1) Emplacement Near rear axle
 Braking adjuster yes/ Location _____

e) Nombre de cylindres par roue:
Number of cylinders per wheel:

e1) Alésage
Bore

f) Freins à tambours:
Drum brakes:

f1) Diamètre intérieur
Interior diameter

f2) Nombre de mâchoires par roue.
Number of shoes per wheel

f3) Surface de freinage
Braking surface


f4) Largeur des garnitures
Width of the shoes

g) Freins à disques:
Disc brakes:

g1) Nombres de sabots par roue
Number of pads per wheel

g2) Nombre d'étriers par roue
Number of calipers per wheel

Avant / Front	Arrière / Rear
2	1
54 mm	19,05 mm
_____ mm (± 1,5 mm)	228,6 mm (± 1,5 mm)
_____	2
_____ cm ²	319,5 cm ²
_____ mm	44,5 mm
2	_____
1	_____



Marque FORD Modèle RS2000 N° Homol. B-215
 Make _____ Model _____

	AV / Front	AR / Rear
g3) Matériau des étriers Caliper material	Cast iron	
g4) Epaisseur maximale du disque Maximum disc thickness	12,8 mm	
g5) Diamètre extérieur du disque Exterior diameter of the disc	247,5 mm (± 1 mm)	
g6) Diamètre extérieur de frottement des sabots Exterior diameter of the shoe's rubbing surface	245 mm	
g7) Diamètre intérieur de frottement des sabots Interior diameter of the shoe's rubbing surface	139,8 mm	
g8) Longueur hors-tout des sabots Overall length of the shoes	76,6 mm	
g9) Disques ventilés Ventilated disc	/non /no	oui/non yes/no
g10) Surface de freinage par roue Braking surface per wheel	655,2 cm ²	


h) Frein de stationnement: Parking brake: _____
 h2) Emplacement de la commande Location of the lever Central on floor
 h1) Système de commande Command system Lever + cable
 h3) Effet sur roues On which wheels AV AR Front Rear Rear

804. Direction: a) Type Rack & pinion
 Steering: Type _____
 b) Rapport Ratio 18:1
 c) Servo-assistance Power assisted /non
/no

9. CARROSSERIE / BODYWORK

901. Intérieur: a) Ventilation oui/yes/ Interior: Ventilation yes/yes/
 f) Toit ouvrant optionnel oui/yes/ Sun roof optional yes/yes/
 f2) Système de commande Command system Rotating handle
 g) Système d'ouverture des vitres latérales: AV/Front: Rotating handle
 Opening system for the side windows: AR/Rear: Rotating handle

902. Extérieur: a) Nombre de portes 2 Exterior: Number of doors 2
 b) Hayon AR non/no Rear tailgate non/no
 c) Matériau des portières: AV/Front: Mild steel sheet
 Door material: AR/Rear: N.A.



Marque FORD Modèle RS 2000 N° Homol. B-219
 Make _____ Model _____



- d) Matériau du capot AV
Front bonnet material _____ Mild steel sheet pressing
- e) Matériau du capot/hayon AR
Rear bonnet / tailgate material _____ Mild steel sheet pressing
- f) Matériau de la carrosserie
Bodywork material _____ Mild steel sheet pressing
- g) Matériau du pare-brise
Windscreen material _____ Laminated glass only for competition use
- h) Matériau de la lunette AR
Rear window material _____ Safety glass
- i) Matériau des glaces de custode
Rear quarter lights material _____ Safety glass
- k) Matériau des vitres latérales
Side window material _____ AV / Front Safety glass
AR / Rear Safety glass
- l) Matériau du pare-choc avant
Material of the front bumper _____ Mild steel/plastic
- m) Matériau du pare-choc arrière
Material of the rear bumper _____ Mild steel

INFORMATIONS COMPLEMENTAIRES

COMPLEMENTARY INFORMATION

Alternative final drives 4,11 = 9 : 37
 (Art. 605) 4,63 = 8 : 37

Photo : Alternative manual gear box



Marque
Make

FORD

Modèle
Model

RS 2000


N° Homol.

B-215


PHOTOS / PHOTOS

Moteur / Engine


C) Profil droit du moteur déposé
Right hand view of dismounted engine





D) Profil gauche du moteur déposé
Left hand view of dismounted engine



E) Moteur dans son compartiment
Engine in its compartment



F) Culasse nue
Bare cylinderhead



Marque
Make

FORD

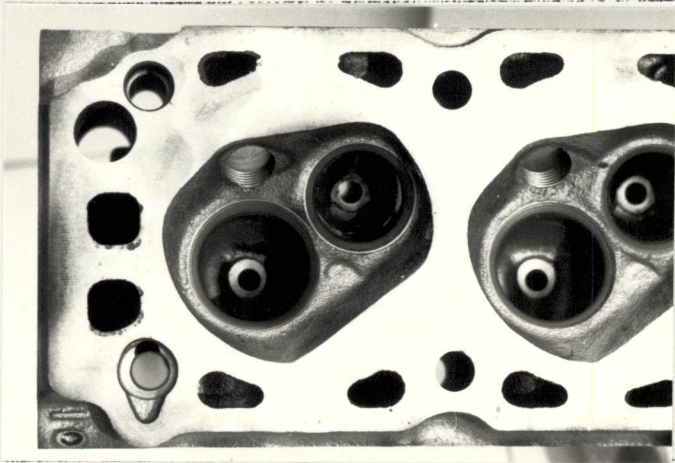
Modèle
Model

RS2000


N° Homol.

B-215


G) Chambre de combustion
Combustion chamber



H) Carburateur(s) ou système d'injection
Carburetor(s) or injection system



I) Collecteur d'admission
Inlet manifold


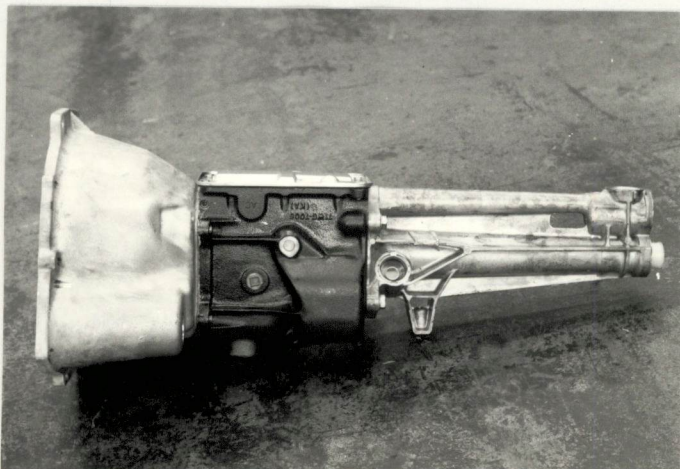


J) Collecteur d'échappement
Exhaust manifold



Transmission / Transmission

S) Carter de boîte de vitesse et cloche d'embrayage
Gearbox casing and clutch bellhousing



Marque
Make

FORD

Modèle
Model

RS2000


N° Homol.

B-215

Suspension / Suspension


T) Train avant complet déposé

Complete dismantled front running gear



U) Train arrière complet déposé


Complete dismantled rear running gear



Train roulant / Running gear


V) Freins avant

Front brakes



W) Freins arrière


Rear brakes



Carrosserie / Bodywork


X) Tableau de bord

Dashboard



Y) Toit ouvrant

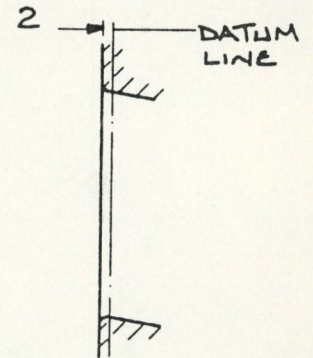
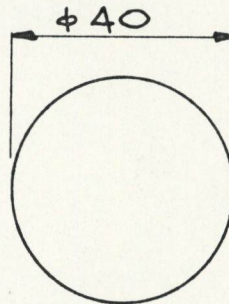
Sunroof



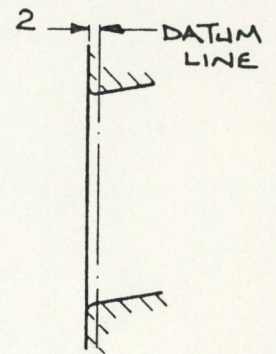
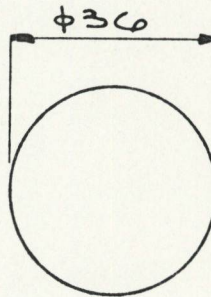
DESSINS / DRAWINGS

Moteur / Engine

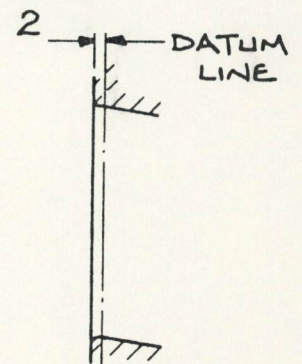
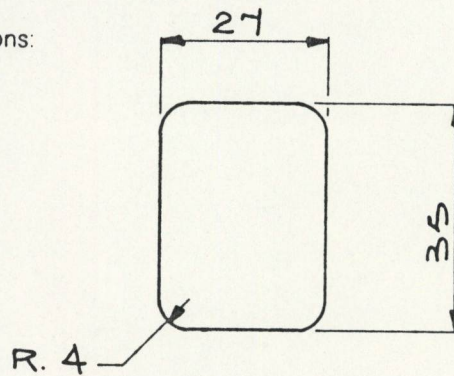
- I Orifices d'admission de la culasse, face collecteur (tolérances sur dimensions: -2%, +4%)
Cylinderhead inlet ports, manifold side (tolerances on dimensions: -2%, +4%)




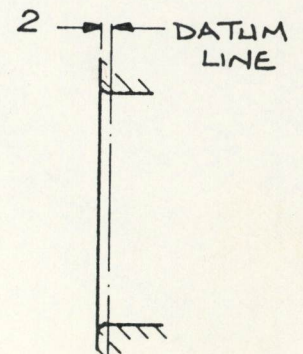
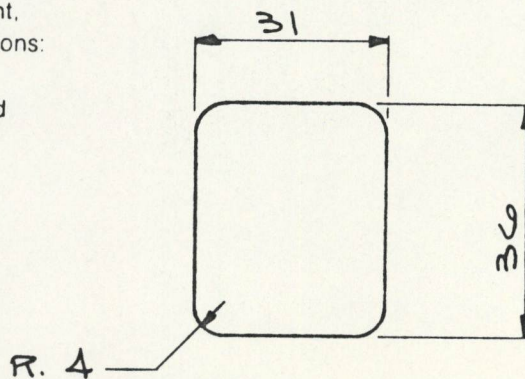
- II Orifices du collecteur d'admission, côté culasse (tolérances sur dimensions: -2%, +4%)
Inlet manifold ports, cylinderhead side (tolerances on dimensions: -2%, +4%)



- III Orifices d'échappement de la culasse, face collecteur (tolérances sur dimensions: -2%, +4%)
Cylinderhead exhaust ports, manifold side (tolerances on dimensions: -2%, +4%)




- IV Orifices du collecteur d'échappement, côté culasse (tolérances sur dimensions: -2%, +4%)
Exhaust manifold ports, cylinderhead side (tolerances on dimensions: -2%, +4%)



Marque FORD Modèle RS2000 N° Homol. B-215
Make ----- Model -----

Suspension / Suspension

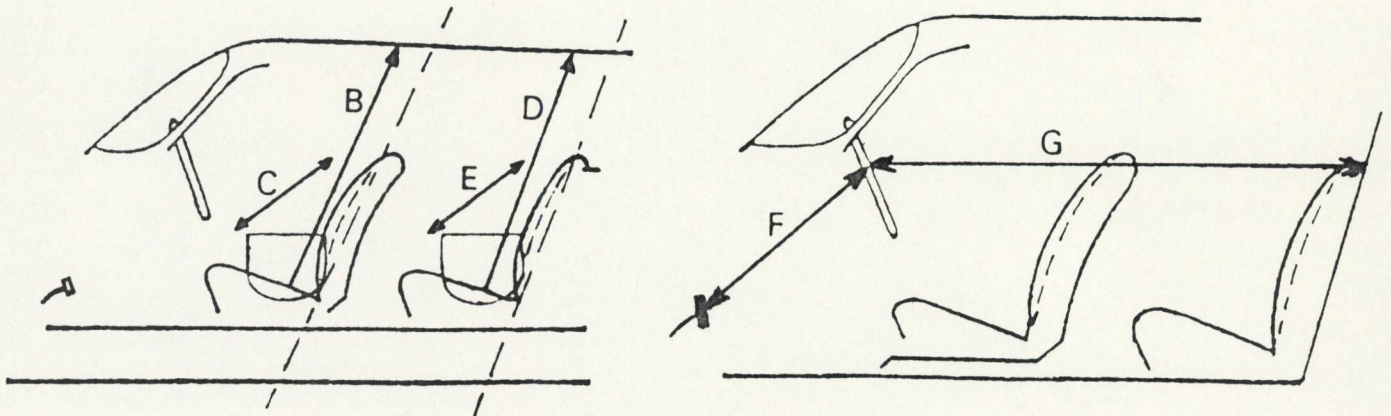
XV Système de suspension, selon l'article 705 ou en remplacement des photos O et P
Suspension system according to article 705 or replacing photos O and P






FEDERATION INTERNATIONALE DU SPORT AUTOMOBILE

Homologation N°

B-215Groupe **A/B**
GroupMarque FORD Modèle RS2000
Make _____ Model _____Dimensions intérieures comme définies par le Règlement d'Homologation
Interior dimensions as defined by the Homologation Regulations.

B (Hauteur sur sièges avant) (Height above front seats)	1000	mm
C (Largeur aux sièges avant) (Width at front seats)	1270	mm
D (Hauteur sur sièges arrière) (Height above rear seats)	920	mm
E (Largeur aux sièges arrière) (Width at rear seats)	1275	mm
F (Volant — Pédale de frein) (Steering wheel — brake pedal)	620	mm
G (Volant — paroi de séparation arrière) (Steering wheel — rear bulkhead)	1490	mm
H = F+G =	2110	mm





FEDERATION INTERNATIONALE DU SPORT AUTOMOBILE

Homologation N°

B-5986-215

Extension N°

01/01VF

FICHE D'EXTENSION A L'HOMOLOGATION OFFICIELLE FISA
FORM OF EXTENSION TO THE OFFICIAL FISA HOMOLOGATION

- ET** Evolution normale du type: dès le numéro de châssis
Normal evolution of the type: as from chassis number _____
- VF** Variante de fourniture / Supply variant
- VO** Variante option / Option variant
- ER** Errata / Erratum

Homologation valable dès le _____ -1 JUN 1962 -1 JUN 1962 en groupe
Homologation valid as from _____ in group _____

Constructeur _____ FORD _____ Modèle et type _____ Escort 2 litre
Manufacturer _____ Model and type _____

Page ou ext. Page or ext.	Art. Art.	Description Description
	313	Dry, cast iron liners are a factory reclaim procedure - the customer having no option.
	327e & 328f	Valve stem oversize at 8,2 and 8,4 mm are factory reclaim - the customer having no option.





FEDERATION INTERNATIONALE DU SPORT AUTOMOBILE

Homologation N°

B - 2 1 5

Extension N°

02 / 0 1 V 0


FICHE D'EXTENSION A L'HOMOLOGATION OFFICIELLE FISA
FORM OF EXTENSION TO THE OFFICIAL FISA HOMOLOGATION

- ET** Evolution normale du type: dès le numéro de châssis
Normal evolution of the type: as from chassis number _____
- VF** Variante de fourniture / Supply variant
- VO** Variante option / Option variant
- ER** Errata / Erratum

Homologation valable dès le _____ en groupe
Homologation valid as from 03/11/82 in group _____

Constructeur FORD Modèle et type Escort 2 litre
Manufacturer _____ Model and type _____

Page ou ext. Page or ext.	Art. Art.	Description Description
		<p>Valve stem diameter at 2,2 mm. Factory retains the customer's original valve stems.</p>
7	701	Combined radius rods and anti roll bar - see photo 81-3
	707	Heavy duty hub - alum alloy complete with increased capacity bearings - see photo 81-4
8	707	Reinforced suspension element incorporating increase damper capacity - body O.D. = 51 mm See photo 81-5
7	701	Reinforced front suspension mount (4 bolt clamp) See photo 81-6
7	701	Reinforced front suspension incorporating redesigned tie bars and anti roll bars. Kinematics unaltered. See photo 81-7



Marque FORD Modèle Escort 2 litre N° Homol. B-215
 Make _____ Model _____

VO

N° Ext. 02 / 01VO

Page ou ext. Page or ext.	Art. Art.	Description Description
7	606	One piece engine to axle drive shaft using needle rollers and sliding spline See photo 81-8
7	606b	Two piece half shaft plus increased bearing capacity See photo 81-9
8	803	Disc brake rear axle conversion incorporating heavy duty bearing, carrier and hub assembly See photo 81-10
8	803b1	Dual circuit brake box. Cylinder sizes may be 15,87; 17,78; 19,05; 20,6 mm dia. Brake fluid reservoir is not inside habitacle. See photo 81-11
8	803c	Brake boost - fitted in line, is optional
8	803c1	Vacuum assist
9	804	Quick ratio steering Ratio = 14:1
Alternative brakes:		
<u>Front</u>		
8	803e	4 803e1 38,1
8	803g1	2 803g2 1
9	803g3	Aluminium alloy 803g8 112 mm Shown on photo 81-12
9	803g4	20,7 mm 803g5 264 mm
9	803g6	262 mm 803g7 160 mm
9	803g10	672,3 cm ² 803g9 Ventilated Shown on photo 81-12
<u>Rear</u>		
8	803e	2 803e1 38mm
8	803g1	2 803g2 1
9	803g3	Cast iron 803g8 62 mm For use with vented and non vented disc See photo 81-13
8	803e	2 803e1 51 mm
8	803g1	2 803g2 1
9	803g3	Aluminium alloy 803g8 75 mm For use with vented and non vented disc See photo 81-14



VO

N° Ext. 02 / 01V0

Page ou ext. Page or ext.	Art. Art.	Description Description
9	803g4	13 mm
	803g6	263 mm
	803g10	704,2 cm ² See photo 81-15
9	803g4	20,7 mm
	803g6	262 mm
	803g10	676,1 cm ² See photo 81-16
<u>Alternative brakes</u>		
<u>Front</u>		
8	803e	2
	803g1	2
	803g3	Cast iron
8	803g4	20mm
	803g6	243 mm
	803g10	637,0 cm ² See photo 81-21
8	803e1	54 mm
	803g2	1
	803g8	77 mm
9	803g5	265 mm
	803g7	156 mm
	803g9	Non ventilated
8	803g5	264 mm
	803g7	160 mm
	803g9	Ventilated
8	803e	2
	803g1	2
	803g3	Aluminium alloy
8	803e1	57 mm
	803g2	1
	803g8	75 mm
For improved handbrake the following kit is available: Master cylinder 17,8 or 19,1 mm bore This increases number of calipers/wheel for rear axle to 2. See photo's 81-17 & 18 Alternative main rear axle caliper when using hydraulic handbrake kit - see photo 81-19		



Marque FORD
Make

Modèle RS 2000
Model


N° Homol. B-215

PHOTOS / PHOTOS

N° Ext. 02 / 01V0




81-4



81-5



81-6




81-7



81-8



81-9



Marque
Make

FORD

Modèle
Model


RS 2000

N° Homol.


B-215

PHOTOS / PHOTOS


N° Ext. 02 / 01V0




81-10



81-11




81-12



81-13



81-14



81-15



Marque
Make

FORD

Modèle
Model

RS 2000


N° Homol. **B-215**

PHOTOS / PHOTOS


N° Ext. **02 / 01V0**




81-16



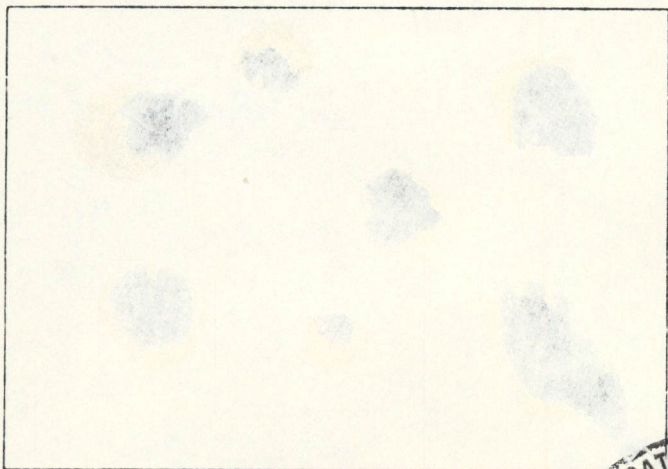
81-17




81-18




81-19



81-20



81-21





FEDERATION INTERNATIONALE DU SPORT AUTOMOBILE

Homologation N°

B 215

Extension N°

03 / 0 1 ER

FICHE D'EXTENSION A L'HOMOLOGATION OFFICIELLE FISA
FORM OF EXTENSION TO THE OFFICIAL FISA HOMOLOGATION

ET Evolution normale du type: dès le numéro de châssis
Normal evolution of the type: as from chassis number _____

VF Variante de fourniture / Supply variant


VO Variante option / Option variant

ER Errata / Erratum

Homologation valable dès le _____ en groupe _____
Homologation valid as from -1. JUL. 1982 in group B

Constructeur _____ Modèle et type _____
Manufacturer FORD Model and type RS 2000 B Australian

Page ou ext. Page or ext.	Art. Art.	Description Description
	327d	CORRECTION 44,5 mm dia.
	328e	INCORRECT DIMENSION 42.5 mm dia. 38,1 mm dia. 36.2 mm dia.





FEDERATION INTERNATIONALE DU SPORT AUTOMOBILE

Homologation N°

B - 215

Extension N°

04 / 02 ER

FICHE D'EXTENSION A L'HOMOLOGATION OFFICIELLE FISA
FORM OF EXTENSION TO THE OFFICIAL FISA HOMOLOGATION

- ET** Evolution normale du type: dès le numéro de châssis
Normal evolution of the type: as from chassis number _____
- VF** Variante de fourniture Supply variant
- VO** Variante option / Option variant
- ER** Errata / Erratum

Homologation valable dès le _____ **- 1 OCT. 1983** _____ en groupe **B**
Homologation valid as from _____ in group _____

Constructeur **FORD** _____ Modèle et type **escort 2000 RS** _____
Manufacturer _____ Model and type _____

Page ou ext. Page or ext.	Art. Art.	Description Description																																																																																
Page 6	803e	<table border="1"> <thead> <tr> <th colspan="4">B.V. suppl. / Additional G.B.</th> </tr> <tr> <th></th> <th>rappports ratio</th> <th>nombre de dents/ number of teeth</th> <th>synchro.</th> </tr> </thead> <tbody> <tr><td>1</td><td></td><td></td><td></td></tr> <tr><td>2</td><td></td><td></td><td></td></tr> <tr><td>3</td><td>1,25</td><td>$\frac{22}{28}$</td><td></td></tr> <tr><td>4</td><td></td><td></td><td></td></tr> <tr><td>5</td><td></td><td></td><td></td></tr> <tr><td>AR/R</td><td></td><td></td><td></td></tr> <tr><td>Cons- tante</td><td></td><td></td><td></td></tr> <tr><td>Cons- tant.</td><td></td><td></td><td></td></tr> </tbody> </table> <p style="text-align: center;">au lieu de : instead of :</p> <table border="1"> <thead> <tr> <th colspan="4">B.V. suppl. / Additional G.B.</th> </tr> <tr> <th></th> <th>rappports ratio</th> <th>nombre de dents/ number of teeth</th> <th>synchro.</th> </tr> </thead> <tbody> <tr><td>1</td><td></td><td></td><td></td></tr> <tr><td>2</td><td></td><td></td><td></td></tr> <tr><td>3</td><td>1,25</td><td>$\frac{25}{24}$</td><td></td></tr> <tr><td>4</td><td></td><td></td><td></td></tr> <tr><td>5</td><td></td><td></td><td></td></tr> <tr><td>AR/R</td><td></td><td></td><td></td></tr> <tr><td>Cons- tante</td><td></td><td></td><td></td></tr> <tr><td>Cons- tant.</td><td></td><td></td><td></td></tr> </tbody> </table>	B.V. suppl. / Additional G.B.					rappports ratio	nombre de dents/ number of teeth	synchro.	1				2				3	1,25	$\frac{22}{28}$		4				5				AR/R				Cons- tante				Cons- tant.				B.V. suppl. / Additional G.B.					rappports ratio	nombre de dents/ number of teeth	synchro.	1				2				3	1,25	$\frac{25}{24}$		4				5				AR/R				Cons- tante				Cons- tant.			
B.V. suppl. / Additional G.B.																																																																																		
	rappports ratio	nombre de dents/ number of teeth	synchro.																																																																															
1																																																																																		
2																																																																																		
3	1,25	$\frac{22}{28}$																																																																																
4																																																																																		
5																																																																																		
AR/R																																																																																		
Cons- tante																																																																																		
Cons- tant.																																																																																		
B.V. suppl. / Additional G.B.																																																																																		
	rappports ratio	nombre de dents/ number of teeth	synchro.																																																																															
1																																																																																		
2																																																																																		
3	1,25	$\frac{25}{24}$																																																																																
4																																																																																		
5																																																																																		
AR/R																																																																																		
Cons- tante																																																																																		
Cons- tant.																																																																																		

