


FEDERATION INTERNATIONALE DE L'AUTOMOBILE

Form of recognition in accordance with
 Appendix J to the International Sporting Code.

Manufacturer.. Shelby American, Inc.
 Serial No. of chassis.. CSX 3001
 engine... S2CR 6700-A
 Recognition is valid from.....
 Cylinder-capacity..... 7010 cm³..... 427 in
 Model..... Cobra Roadster
 Manufacturer.. Shelby American
 Manufacturer... Ford
 List.....

The manufacturing of the model described in this recognition form was started
 on19.. and the minimum production of identical cars,
 in accordance with the specifications of this form was reached on19..



The vehicle described in this form has been subject to the following amendments:

<u>variants</u>				<u>Normal evolution of the type</u>			
on.....19..	rec.No.....	List.....	on.....19..	rec. No.	List		
on.....19..	rec.No.....	List.....	on.....19..	rec. No.	List		
on.....19..	rec.No.....	List.....	on.....19..	rec. No.	List		
on.....19..	rec.No.....	List.....	on.....19..	rec. No.	List		
on.....19..	rec.No.....	List.....	on.....19..	rec. No.	List		




Stamp and signature of the
 National Sporting Authority

Stamp and signature of the F.I.A.

G. W. Fleming
 G. W. FLEMING
 EXECUTIVE DIRECTOR

ACCUS. FIA
 107 EAST 57 STREET NEW YORK, N.Y. 10018


DEC - 3 1965



Photograph F

front brake, drum removed

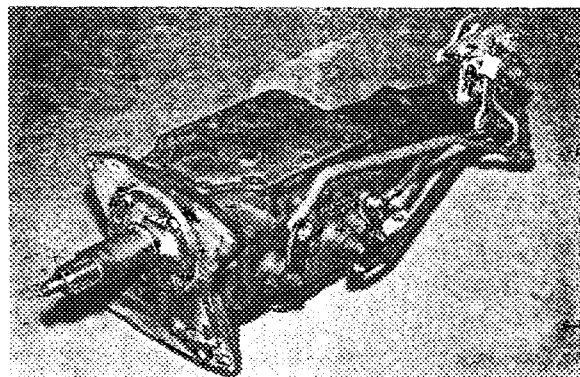
Not
Applicable



Photograph G

rear brake, drum removed

Not
Applicable




Photograph I

silencer + exhaust pipes after
exhaust manifold


Not/Required





Photograph L
combustion chamber

Not
Required




Photograph M
piston crown

Not
Required

Photograph N
Carburettor (view from side
of manifold)

Not
Required



Photograph Q
exhaust manifold

Not
Required

Photograph P
inlet manifold

Not
Required

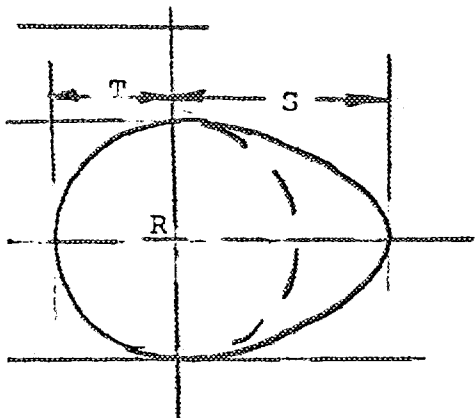
rawing in-
 manifold
 rt. side
 cylinder-
 ad. Indicate
 ale or di-
 nsions and
 ufacturing
 lerance.

rawing of
 trance to
 let port
 cylinder-
 ad. Indic-
 e scale
 dimensions
 of manufac-
 ring toler-
 ce.

rawing ex-
 ust mani-
 ld ports,
 ce of cy-
 nderhead.
 dicate
 ale or di-
 nsions and
 ufacturing
 lerance.

rawing of
 it to
 haust
 rt of cy-
 nderhead.
 dicate
 ale or di-mensions
 of manufacturing
 lerance.

R= centre of
 camshaft.



Inlet cam

S =	mm	inches
T =	mm	inches
U =	mm	inches

Exhaust cam

S =	mm	inches
T =	mm	inches
U =	mm	inches



IMPORTANT - the underlined items must be stated in two measuring systems, one of which must be the metric system. See conversion table hereafter.

CAPACITIES AND DIMENSIONS

<u>Wheelbase</u>	2286.0	mm	90.0	inches
			54.33	
<u>Front track</u>	1380.0	mm		inches*
<u>Rear track</u>	1430.0	mm	56.3	inches*
Overall length of the car		cm		inches
Overall width of the car		cm		inches
Overall height of the car		cm		inches
<u>Capacity of fuel tank</u> (reserve included)				litres
			Gallon US	Gallon Imp.
Seating capacity				

Weight, total weight of the car with normal equipment, water, oil and spare wheel but without fuel nor repair tools:

975	kg	2,149.5	lbs	cwt
-----	----	---------	-----	-----

Differences in track caused by the use of other wheels with different rim widths must be stated when recognition is requested for the wheels concerned. Specify ground clearance in relation to the track and give drawing of two easily recognizable points at front and rear at which measurements are taken. These ground clearance dimensions are only for information when checking the track and can in no way affect the eligibility of the car.

CONVERSION TABLE

inch/pouce	-	2.54	cm	1 quart US	-	0.9464	ltrs
foot/pied	-	30.4794	cm	1 pint (pt)	-	0.568	ltrs
square inch/pouce carre	-	6.452	cm ²	1 gallon Imp.	-	4.546	ltrs
cubic inch/pouce cube	-	16.387	cm ³	1 gallon US	-	3.785	ltrs
pound/livre (lb)	-	453.593	gr.	1 hundred weight (cwt)	-	50.802	kg

CHASSIS AND COACHWORK (Photographs A, B and C)

- 0. Chassis/body construction : separate / unitary construction
- 1. Unitary construction, material(s) Not applicable
Separate construction
- 2. Material(s) of chassis Steel
- 3. Material(s) of coachwork Aluminum
- 4. Number of doors 2 Material(s) Steel frame with aluminum panel
- 5. Material(s) of bonnet Steel frame with aluminum panel
- 6. Material(s) of boot lid
- 7. Material(s) of rear-window
- 8. Material(s) of windscreen
- 9. Material(s) of front-door windows
- 10. Material(s) of rear-door windows
- 11. Sliding system of door windows
- 12. Material(s) of rear-quarter light

ACCESSORIES AND UPHOLSTERY

- 8. Interior heating: yes - no
- 9. Air-conditioning: yes - no
- 0. Ventilation: yes - no
- 1. Front seats, type of upholstery
- 2. Weight of front seat(s), complete with supports and rails, out of the car:
kg lbs
- 3. Rear seats, type of upholstery
- 4. Front, bumper, material(s) weight kg lbs
- 5. Rear bumper, material(s) weight kg lbs

WHEELS

- 0. Type
- 1. Weight (per wheel, without tyre) kg lbs
- 2. Method of attachment
- 3. Rim diameter mm inches
- 4. Rim width mm inches

STEERING

- 0. Type
- 1. Servo-assistance: yes - no
- 2. Number of turns of steering wheel from lock to lock
- 3. In case of servo assistance

SUSPENSION

- 0. Front suspension (photograph D), type Independent
- 1. Type of spring Coil
- 2. Stabiliser (if fitted)
- 3. Number of shockabsorbers
- 4. Type
- 8. Rear suspension (photograph E), type Independent
- 9. Type of spring Coil
- 10. Stabiliser (if fitted)
- 11. Number of shockabsorbers
- 12. Type



BRAKES (Photographs F and G)

1. Method of operation Hydraulic
2. Servo-assistance (if fitted), type
3. Number of hydraulic master cylinders

	FRONT		REAR	
1. Number of cylinders per wheel				
2. Bore of wheel cylinder(s)	mm	in.	mm	in.
Drum brakes				
1. Inside diameter	mm	in.	mm	in.
2. Length of brake linings	mm	in.	mm	in.
3. Width of brake linings	mm	in.	mm	in.
4. Number of shoes per brake				
5. Total area per brake	mm ²	sq. in.	mm ²	sq. in.
Disc brakes				
1. Outside diameter	mm	in.	mm	in.
2. Thickness of disc	mm	in.	mm	in.
3. Length of brake linings	mm	in.	mm	in.
4. Width of brake linings	mm	in.	mm	in.
5. Number of pads per brake				
6. Total area per brake	mm ²	sq. in.	mm ²	sq. in.

ENGINE (Photograph J and K)

1. Cycle Four (4)
2. Number of cylinders Eight (8)
3. Cylinder arrangement "Vee"
4. Bore 107.69 mm 4.235 in.
5. Stroke 96.21 mm 3.784 in.
6. Capacity per cylinder cm³ 53.37 cu.in.
7. Total cylinder-capacity cm³ 427.98 cu.in.
8. Material(s) of cylinder block Cast iron
9. Material(s) of sleeves (if fitted) None Fitter
10. Cylinder-head, material(s) Aluminum Number fitted 2
11. Number of inlet ports 8 (Total)
12. Number of exhaust ports 8 (Total)
13. Compression ratio
14. Volume of one combustion chamber cm³ cu.in.
15. Piston, material
16. Number of rings
17. Distance from gudgeon pin centre line to highest point of piston crown
mm inches
18. Crankshaft: moulded/stamped
19. Type of crankshaft: integral/.....
20. Number of crankshaft main bearings Five (5)
21. Material of bearing cap Cast iron (Mains)
22. System of lubrication: dry sump / oil in sump
23. Capacity, lubricant lts pts quarts US
24. Oil cooler: yes - no
25. Method of engine cooling
26. Capacity of cooling system ltrs pints quarts US
27. Cooling fan (if fitted) dia. cm inches
28. Number of blades of cooling fan



Make Model F.I.A. Rec.No.

Boarings

158. Crankshaft main, type Copper Lead Dia. 69.85 mm in.
 159. Connecting rod big end, type Copper Lead Dia. 61.95 mm in.

Weights

160. Flywheel (clean) kg lbs
 161. Flywheel with clutch (all turning parts) kg lbs
 162. Crankshaft kg lbs.
 163. Connecting rod kg lbs.
 164. Piston with rings and pin kg lbs

FOUR STROKE ENGINES

170. Number of camshafts One (1)
 171. Location In Block
 172. Type of camshaft drive Chain
 173. Type of valve operation Push Rod

INLET (see page 4)*

180. Material(s) of inlet manifold
 181. Diameter of valves mm inches
 182. Max. valve lift mm inches
 183. Number of valve springs
 184. Type of spring
 185. Number of valves per cylinder 8 (inlet)
 186. Tappet clearance for checking timing (cold) mm inches
 187. Valves open at (with tolerance for tappet clearance indicated)
 188. Valves close at (with tolerance for tappet clearance indicated)
 189. Air filter, type

EXHAUST (see page 4)

195. Material(s) of exhaust manifold
 196. Diameter of valves mm inches
 197. Max. valve lift mm inches
 198. Number of valve springs
 199. Type of spring
 200. Number of valves per cylinder 8 (Exhaust)
 201. Tappet clearance for checking timing (cold) mm inches
 202. Valves open at (with tolerance for tappet clearance indicated)
 203. Valves close at (with tolerance for tappet clearance indicated)

CARBURETION (Photograph N)

210. Number of carburettors fitted
 211. Type
 212. Make
 213. Model
 214. Number of mixture passages per carburettor
 215. Flange hole diameter of exit port(s) of carburettor mm in
 216. Minimum diameter of venturi/minimum diam. with piston at maximum height mm in.

*) for additional information concerning two-stroke engines and super-charged engines see page 13



Make

Model

F.I.A.Rec.No.

INJECTION (if fitted)

- 220. Make of pump
- 221. Number of plungers
- 222. Model or type of pump
- 223. Total number of injectors
- 224. Location of injectors
- 225. Minimum diameter of inlet pipe mm in.

ENGINE ACCESSORIES

- 230. Fuel pump: mechanical and/or electric
- 231. No. fitted
- 232. Type of ignition system
- 233. No. of distributors
- 234. No. of ignition coils
- 235. No. of spark plugs per cylinder
- 236. Generator, number fitted
- 237. Method of drive
- 238. Voltage of generator volts
- 239. Battery, number
- 240. Location
- 241. Voltage of battery volts

ENGINE AND CAR PERFORMANCES (as declared by manufacturer in catalogue)

- 250. Max. engine output (type of horsepower:) at rpm
- 251. Maximum rpm output at that figure
- 252. Maximum torque at rpm
- 253. Maximum speed of the car km/hour miles/hour


DRIVE TRAIN

CLUTCH

- 260. Type of clutch
- 261. No. of plates
- 262. Dia. of clutch plates cm in.
- 263. Dia. of linings, inside cm in.
- outside cm in.
- 264. Method of operating clutch

GEAR BOX (photograph H)

- 270. Manual type, make 4-Speed Manual -- Ford
- 271. No. of gear-box ratios forward Four (4)
- 272. Synchronized forward ratios Four (4)
- 273. Location of gear-shift Floor
- 274. Automatic, make None fitted type N/A
- 275. No. of forward ratios
- 276. Location of gear-shift



277.	Manual		Automatic		Alternative manual/automatic			
	Ratio	No teeth	Ratio	No teeth	Ratio	No teeth	Ratio	No teeth
1	2.22:1	$\frac{23}{25} \times \frac{16}{31}$	2.32:1	$\frac{23}{25} \times \frac{15}{32}$	2.32:1	$\frac{23}{25} \times \frac{15}{32}$		
2	1.43:1	$\frac{23}{25} \times \frac{20}{26}$	1.54:1	$\frac{23}{25} \times \frac{19}{27}$	1.69:1	$\frac{23}{25} \times \frac{18}{28}$		
3	1.19:1	$\frac{23}{25} \times \frac{22}{24}$	1.19:1	$\frac{23}{25} \times \frac{22}{24}$	1.29:1	$\frac{23}{25} \times \frac{21}{25}$		
4	1.00:1	Direct	1.00:1	Direct	1.00:1	Direct		
5								
6								
reverse								

278. Overdrive, type

279. Forward gears on which overdrive can be selected

280. Overdrive ratio

FINAL DRIVE

290. Type of final drive Hypoid Gear

291. Type of differential Limited Slip

292. Type of limited slip differential (if fitted)

293. Final drive ratio

Number of teeth

IMPORTANT - The conformity of the car with the following items of the present recognition form is to be disregarded during the scrutineering, when the vehicle has been entered in group 2 (Touring cars) or 3 (Grand Touring cars): 41, 72, 80, 91, 142, 143, 144, 145, 146, 153, 156, 157, 160, 161, 162, 163, 164, 182, 184, 186, 187, 188, 189, 199, 201, 202, 203, 212, 215, 216, 222, 225, 230, 250, 251, 252, 253 and photographs I, M and N

During the scrutineering of cars entered in group 4 (Sportscars) only the following items of the present recognition form are to be taken into consideration: 1, 2, 3, 9, 20, 21, 22, 23, 24, 25, 26, 70, 71, 78, 79, 90, 130, 131, 132, 133, 134, 135, 136, 137, 138, 139, 140, 141, 147, 148, 149, 150, 158, 159, 170, 171, 172, 173, 185, 200, 270, 271, 274, 275, 290, 291, 292 and photographs A, B D, E, F, G, H, J, K and O

Optional equipment affecting preceding information. This to be stated together with reference number.

Optional equipment affecting preceding information:-



Aluminum radiator core.

Touring type rear wheels, 7.50 x 15 in. Nominal track 145 in.

Touring type fuel tank, 68 litres capacity.

Touring type oil pan 9.4 litre capacity.

Competition type exhaust system.



2 x 4 Bbl. Manifold and carburetor kit.

Alternative battery mounting and case.

