

Manufacturers Reference No. for Application

7/62/DRH



F.I.A. Recognition No.

73

ROYAL AUTOMOBILE CLUB

PALL MALL, LONDON, S.W.1.

Federation Internationale de l'Automobile.

*Form of Recognition in accordance with
Appendix J to the
International Sporting Code.*

Manufacturer..... ALLARD MOTOR COMPANY LIMITED
Model..... ALLARDETTE..... Year of Manufacture..... 1962
Chassis..... A 050
Serial No. of Engine..... ----
Type of Coachwork..... Saloon
Recognition is valid from..... 8 OCT 1962..... In category..... G.T.

Photograph to be affixed here $\frac{3}{4}$ view of car from front right.



Stamp of F.I.A./R.A.C. to be affixed here.

Hubert...



Form: R.F.I.A.

General description of car:

*Specify here material/s of
chassis/body construction*


2 door, 4 seater saloon.

Photographs to be affixed below.


$\frac{3}{4}$ view of car from rear left.




Engine unit with accessories from right.




Engine unit with accessories from left.



Front axle complete (without wheels).



Rear axle complete (without wheels).



ENGINE


in line Yes
 No. of cylinders 4
 Cycle 4 Firing order 1, 2, 4, 3
 Capacity 1340 c.c. Bore 80.963 m.m. Stroke 65.071 m.m.
 Maximum rebore (0.03") 0.762 mm Resultant capacity 1366 c.c.
 Material of cylinder block Cast Iron Material of sleeves, if fitted ----
 Distance from crankshaft centre line to top face of block at centre line of cylinders 178.26/178.54 m.m.
 Material of cylinder head Cast Iron Volume of one combustion chamber 36.2/37.2 c.c.
 Compression ratio 8.5
 Material of piston Aluminium Alloy No. of piston rings 3
 Distance from gudgeon pin centre line to highest point of piston crown 38.887/39.09 m.m.
 Bearings { Crankshaft main bearings: Type Steel Backed Dia. 53.99 m.m.
 Connecting rod big end: Type Lead Bronze or Copper Lead with Lead overlay Dia. 49.20 m.m.
 Flywheel 8.505 kg.
 Crankshaft 8.051 kg.
 Weights { Connecting rod 0.5953 kg.
 Piston with rings 0.4394 kg.
 Gudgeon pin 0.097 kg.
 No. of valves per cylinder 2 Method of valve operation Push Rod & Rocker
 No. of camshafts 1 Location of camshafts In Block
 Type of camshaft drive Chain
 Diameter of valves: Inlet 32.18 m.m. Exhaust 30.175 m.m.
 Diameter of port at valve seat: Inlet 27.68 m.m. Exhaust 25.4 m.m.
 Tappet clearance for checking timing: Inlet 0.254 m.m. Exhaust 0.406 m.m.
 Valves open: Inlet 17° B.T.D.C. Exhaust 51° B.B.D.C.
 Valves close: Inlet 51° A.B.D.C. Exhaust 17° A.T.D.C.
 Maximum valve lift: Inlet 7.993 m.m. Exhaust 8.08 m.m.
 Degrees of crankshaft rotation from zero to—
 Maximum lift: Inlet 184° Exhaust 218°
 $\frac{3}{4}$ Maximum lift: Inlet 136° Exhaust 168°
 Valve springs: Inlet Straight Coil Exhaust Straight Coil
 No. per valve One One
 Carburettor: Type Horizontal No. fitted 2
 (up or down draft, horizontal)
 Make S.U Model
 Flange hole diameter 38.1 m.m. Choke diameter m.m.
 Main jet identification No.

Air filter: Type None No. fitted ----


Inlet manifold:
Diameter of flange hole at carburettor 38.1 m.m.

Diameter of flange hole at port 28.45 m.m.

Photograph of combustion chamber to be affixed here.



Photograph of inlet manifold to be affixed here.



Exhaust manifold:

Diameter of flange hole at port 27.94 m.m.

Diameter of flange hole at connection to silencer inlet pipe 36.576 m.m.

Photograph of piston showing crown to be affixed here.



Photograph of exhaust manifold to be affixed here.



ENGINE ACCESSORIES

Make of fuel pump A.C. No. fitted One
Method of operation By Eccentric on Camshaft
Type of ignition system Coil coil or magneto
Make of ignition Lucas Model (Distributor) Type D.M.2
Method of advance and retard Centrifugal & Vacuum.
Make of ignition coil Lucas or A.C. Model Lucas IA 12 - Oil filled
No. of ignition coils One Voltage 12
Make of dynamo Lucas Model C 40 L
Voltage of dynamo 12 Maximum output 25 amps.
Make of starter motor Lucas Model M. 35 H
Battery: No. fitted One Voltage 12 Capacity 51 amp. hour @ 20 hr.
Oil Cooler (if fitted) type _____ Capacity _____ pints

Make ALLARD Model ALLARDETTE F.I.A. Recognition No. 7/62/DRH
 Manufacturers Reference No. of Application 7/62/DRH

TRANSMISSION

Make of clutch Ford, Borg & Beck Type Dry Plate
 Diameter of clutch plate 18.415 CM No. of plates One
 Method of operating clutch Hydraulic
 Make of gearbox Ford Type Conventional Synchronesh
 No. of gearbox ratios Four Forward one reverse
 Method of operating gearshift Hand
 Location of gearshift Floor - Remote Control
 Is overdrive fitted? No
 Method of controlling overdrive, if fitted ----

	GEARBOX RATIOS		ALTERNATIVE RATIOS					
	Ratio	No. of Teeth	Ratio	No. of Teeth	Ratio	No. of Teeth	Ratio	No. of Teeth
1.	4.118	$\frac{32 \times 35}{17 \times 16}$	3.455	$\frac{30}{19} \times \frac{35}{16}$	2.917	$\frac{28}{21} \times \frac{35}{16}$		
2.	2.396	$\frac{32}{17} \times \frac{28}{22}$	2.010	$\frac{30}{19} \times \frac{28}{22}$	1.697	$\frac{28}{21} \times \frac{21}{22}$		
3.	1.412	$\frac{32}{17} \times \frac{21}{28}$	1.185	$\frac{30}{19} \times \frac{21}{28}$	1.280	$\frac{28}{21} \times \frac{24}{25}$		
	1.000	Direct	1.000	Direct	1.000	Direct		

Type of final drive HYPOID
 Type of differential Bevel & Pinion
 Final drive ratio 4.125 Alternatives 4.429 / 3.8
 No. of teeth 8/33
 Overdrive ratio, if fitted ----

WHEELS Steel Disc 4.98
 Type Steel Disc Weight 4.98 kg.
 Method of attachment 4 Bolts
 Rim diameter 330 m.m. Rim width 92.0 m.m.
 Tyre size: Front 5.20 x 13 Rear 5.20 x 13

BRAKES

Method of operation HYDRAULIC
 Is servo assistance fitted? Yes
 Type of servo, if fitted Baldwin
 No. of hydraulic master cylinders One Bore 15.875 m.m.

	Front		Rear
No. of wheel cylinders	Two		One
Bore of wheel cylinders	42.86	m.m.	17.78
Inside diameter of brake drums	---	m.m.	203.2
No. of shoes per brake	---		Two
Outside diameter of brake discs	234.95	m.m.	---
No. of pads per brake	2		
Dimensions of brake linings per shoe or pad (if all shoes or pads in each brake are not of same dimensions, specify each)			

	Front		Rear
Length	60.5	m.m.	195.1
		m.m.	m.m.
Width (Overall)	38.5	m.m.	31.75
Total area per brake	41.09	m.m. ²	24.744
			m.m. ²

SUSPENSION

	Front		Rear
Type	Independent		Longitudinal
Type of spring	Coil Spring		Semi-Elliptic Leaf
Is stabiliser fitted?	Yes		No
Type of shock absorber	Telescopic		Lever arm
No. of shock absorbers	2		2

STEERING

Type of steering gear	Recirculating Ball.	
Turning circle of car	9.75	m., approx.
No. of turns of steering wheel from lock to lock	2.75	

CAPACITIES AND DIMENSIONS

Fuel tank	31.82	litres	Sump	2.273	litres
Radiator	2.44	litres			
Overall length of car	389.9	cm.	Overall width of car	145.6	cm.
Overall height of car, unladen (with hood up, if appropriate)	143.8 cm.				
Distance from floor to top of windscreen	99.06 cm (Approx.)				
Highest point	----	cm.	Lowest point	----	cm.
Width of windscreen	105.41		93.98		
Maximum width	cm. Minimum width.....cm.				
*Interior width of car	114.3 cm.				
No. of seats	Four				
Track: Front	116.8	cm.	Rear	116.3	cm. (Approx.)
Wheelbase	229.87	cm.	Ground clearance	162.5	m.m.

*(To be measured at the immediate rear of the steering wheel, and the width quoted to be maintained in a vertical plane of not less than 25 cms.)

Overall weight with water, oil and spare wheel, but without fuel.....718.5 kgs.

Additional information for cars fitted with two-cycle engines

System of cylinder scavenging.....

Type of lubrication.....

Size of inlet port:

Length measured around cylinder wall.....m.m.

Height.....m.m. Area.....m.m.²

Size of exhaust port:

Length measured around cylinder wall.....m.m.

Height.....m.m. Area.....m.m.²

Size of transfer port:

Length measured around cylinder wall.....m.m.

Height.....m.m. Area.....m.m.²

Size of piston port:

Length measured around piston.....m.m.

Height.....m.m. Area.....m.m.²

Method of pre-compression.....

Bore and stroke of pre-compression cylinder, if fitted.....m.m.

Distance from top of cylinder block to lowest point of inlet port.....m.m.

Distance from top of cylinder block to highest point of exhaust port.....m.m.

Distance from top of cylinder block to highest point of transfer port.....m.m.

Drawing of cylinder ports.

Supercharger, if fitted

Make..... Model or Type No.....

Type of drive..... Ratio of drive.....

Fuel injection, if fitted

Make of pump..... Model or Type No.....

Make of injectors..... Model or Type No.....

Location of injectors.....

Optional equipment affecting preceeding information:—

1. Drum Brakes at front
2. Optional single branch exhaust manifold.
3. Optional inlet manifold.
4. " Zenith 32 - VN -2 Carburettor & Air cleaner
5. 15.875 mm. dia. rear wheel cylinders.



ALLARD - ALLARDETTE

MARQUE ET MODELE

10/68

VALIDITE HOMOLOGATION

43

FICHE NR.

CIT / 1600

GROUPE / CLASSE

EXTENSIONS	DEBUT VALIDITE	DESCRIPTION	NOTES

Autres homologations du modèle

Vérifiée le 25/10/95 par [Signature] visée ce jour le _____ par _____