

F.I.A. Recognition No. 575  
Group 3 - Grand Touring



# ROYAL AUTOMOBILE CLUB

31, Belgrave Square, London, S.W.1

Form of recognition in accordance with appendix J to the International Sporting Code of the  
FEDERATION INTERNATIONALE DE L'AUTOMOBILE

Manufacturer STANDARD-TRIUMPH Motor Co Cylinder-capacity 2498 cm.<sup>3</sup> 152 in.<sup>3</sup>  
Model T.R. 250  
Serial No. of chassis/body C.D. 1-ONWARDS Manufacturer STANDARD-TRIUMPH  
Serial No. of engine C.C. 1-E ONWARDS Manufacturer STANDARD-TRIUMPH  
Recognition is valid from 1st Jan. 1968 List 1968/1  
The manufacturing of the model described in this recognition form started on 6-9-1967  
and the minimum production of 500 identical cars, in accordance with the specifications of  
this form was reached on 23-10-1967


Photograph A,  $\frac{3}{4}$  view of car from front



F.I.A. Stamp

*Hubert Schout*

R.A.C. Stamp





MAKE :- TRIUMPH.

MODEL :- T.R. 250.

F.I.A. REC. N° .....


B




C



D




E




F



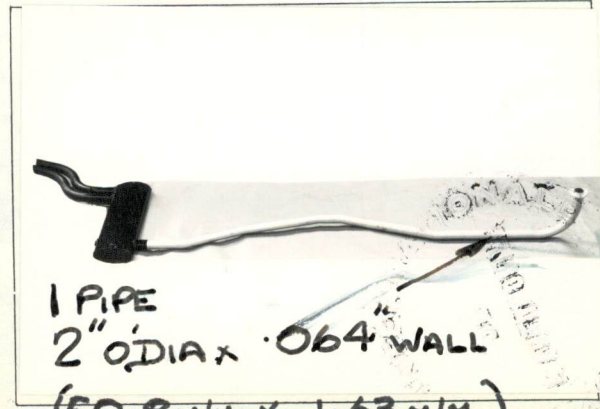
G



H



I



1 PIPE  
2" O.DIA x .064" WALL  
(50.8M/M x 1.63M/M.)




MAKE: TRIUMPH


MODEL T.R. 250

F.I.A. REC. No


J




K




L




M




N




O



P



Q



SINGLE EXIT DIAMETER  
2.03" (51.56mm.)

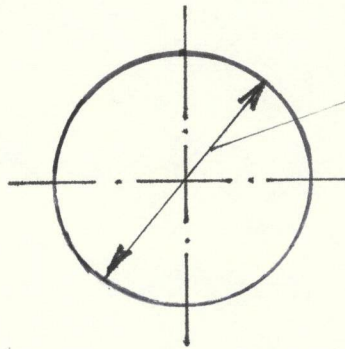


Make TRIUMPH

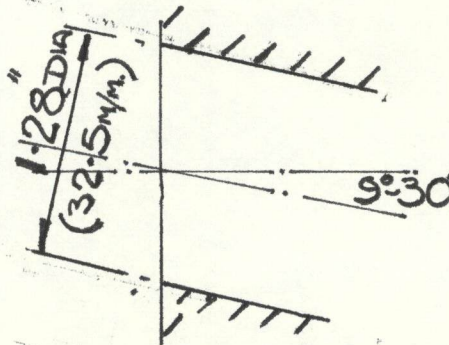
Model T.R. 250

F.I.A. Rec. No.

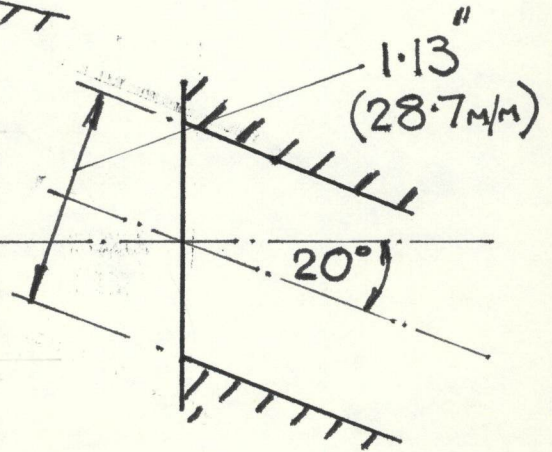
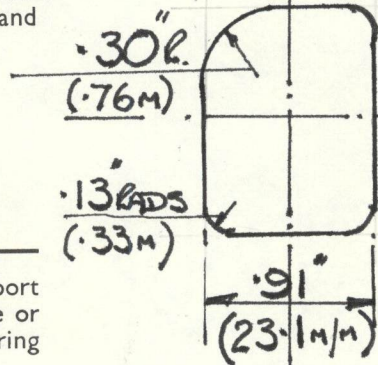
Drawing inlet manifold ports, side of cylinderhead. Indicate scale or dimensions and manufacturing tolerance.



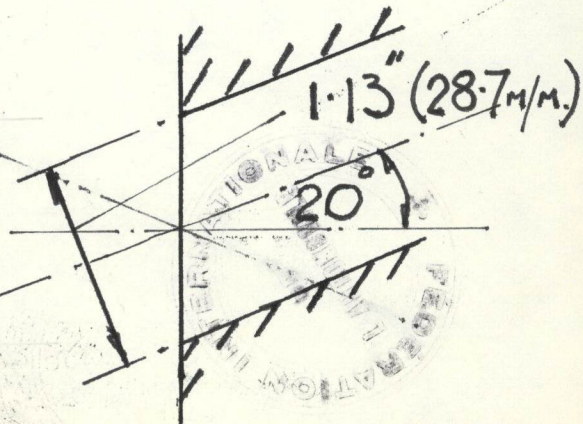
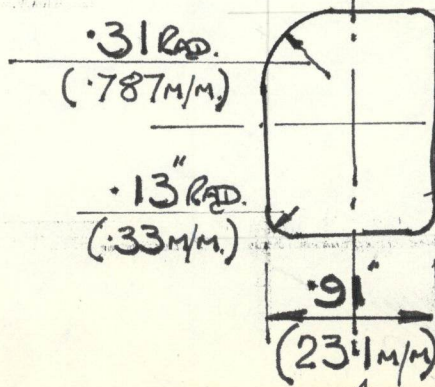
Drawing of entrance to inlet port of cylinderhead. Indicate scale or dimensions and manufacturing tolerance.



Drawing of exhaust manifold ports, side of cylinderhead. Indicate scale or dimensions and manufacturing tolerance.



Drawing of exit to exhaust port of cylinderhead. Indicate scale or dimensions and manufacturing tolerance.



Make TRIUMPH

Model T.R.250

F.I.A. Rec. No. \_\_\_\_\_

**NOTE 1.**

All dimensions must be given in two measuring systems, see Note 3.

**CAPACITIES AND DIMENSIONS**

1. Wheelbase


**2240** mm. **88** inches

2. Front track


**1251** mm. **49.25** inches

3. Rear track

**1239** mm. **48.75** inches



**TRACK TO BE MEASURED  
WITH WHEELS @ 0° CAMBER**



**TRACK TO MEASURED  
WITH WHEELS @ 0° CAMBER**

4. Overall length of the car

**390.2** cm. **153.63** inches

5. Overall width of the car

**147** cm. **58** inches

6. Overall height of the car

**127** cm. **50** inches

7. Capacity of fuel tank (reserve included)

**51** ltrs.

**13.5** gall. U.S.

**11.25** gall. Imp.

8. Seating Capacity. **2**

9. Weight. Total weight of the car with normal equipment, water, oil, and spare wheel but without fuel or repair tools :

**984.13** kg.

**2,170** lbs.

**19.38** cwts.

**NOTE 2.**

Differences in track caused by the use of other wheels with different rim widths must be stated when recognition is requested for the wheels concerned. Specify ground clearance in relation to the track and give drawing of two easily recognisable points at front and rear at which measurements are taken. These ground clearance dimensions are only for information when checking the track and can in no way affect the eligibility of the car.

**NOTE 3.**

**CONVERSION TABLE**

1 inch/pouce	—	2.54	cm.	1 quart US	—	0.9464	ltrs.
1 foot/pied	—	30.4794	cm.	1 pint (pt)	—	0.568	ltrs.
1 sq. inch/pouce carre	—	6.452	cm. <sup>2</sup>	1 gallon Imp.	—	4.546	ltrs.
1 cubic inch/pouce cube	—	16.387	cm. <sup>3</sup>	1 gallon US	—	3.785	ltrs.
1 pound/livre (lb)	—	453.593	gr.	1 hundred weight (cwt.)	—	50.802	kg.



Make TRIUMPH

Model TR.250

F.I.A. Rec. No. ....

CHASSIS AND COACHWORK (Photographs A, B and C)

- 20. Chassis/body construction: separate/~~unitary~~
- 21. Unitary construction, material(s) N.A.
- 22. Separate construction, Material(s) of chassis STEEL
- 23. Material(s) of coachwork STEEL.
- 24. Number of doors 2 Material(s) STEEL.
- 25. Material(s) of bonnet STEEL
- 26. Material(s) of boot lid STEEL
- 27. Material(s) of rear-window PLASTIC
- 28. Material(s) of windscreen LAMINATED OR ZONE TOUGHENED GLASS
- 29. Material(s) of front-door windows GLASS
- 30. Material(s) of rear-door windows N.A.
- 31. Sliding system of door windows REMOTE WINDER
- 32. Material(s) of rear-quarter light PLASTIC.

ACCESSORIES AND UPHOLSTERY

- 38. Interior heating : yes —
- 39. Air conditioning :  — no SEPERATE.
- 40. Ventilation : yes —  DASH VENTS
- 41. Front seats, type of seat and upholstery ..... AMBLA.
- 42. Weight of front seat(s), complete with supports and rails, out of the car :  

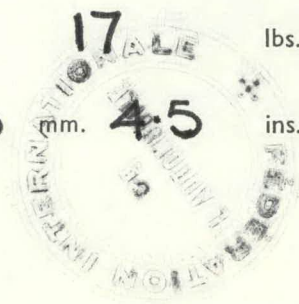
10.43	kg.	23	lbs.
-------	-----	----	------
- 43. Rear seats, type of seat and upholstery N.A.
- 44. Front bumper, material(s) STEEL Weight 5.44 kg. 12 lbs.
- 45. Rear bumper, material(s) STEEL Weight 8.05 kg. 17 3/4 lbs.

WHEELS

- SEE  
OPTIONS
- 50. Type STEEL DISC.
  - 51. Weight (per wheel, without tyre) 7.71 kg. 17 lbs.
  - 52. Method of attachment 4NUT FIXING
  - 53. Rim diameter 381 mm. 15 ins.
  - 54. Rim width 114.3 mm. 4.5 ins.

STEERING

- 60. Type PACK & PINION.
- 61. Servo-assistance :  — no
- 62. Number of turns of steering wheel from lock to lock 3 1/4
- 63. In case of servo-assistance N.A.



Make TRIUMPH

Model T.R. 250

F.I.A. Rec. No. ....

SUSPENSION

- 70. Front suspension (photograph D), type INDEPENDANT. DOUBLE WISHBONE.
- 71. Type of spring COIL.
- 72. Stabiliser (if fitted) -
- 73. Number of shock absorbers 1 PER SIDE. 74. Type TELESCOPIC.
- 78. Rear suspension (photograph E), type INDEPENDANT. SEMI-TRAILING ARMS.
- 79. Type of spring COIL.
- 80. Stabiliser (if fitted) -
- 81. Number of shock absorbers 1 PER SIDE 82. Type LEVER ARM. PISTON.

BRAKES (photographs F and G)

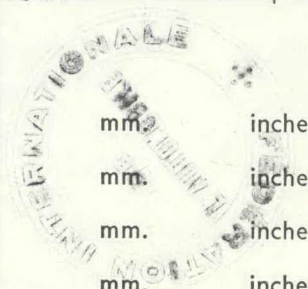
- 90. Method of operation HYDRAULIC.
- 91. Servo-assistance (if fitted), type DIRECT ACTING SERVO.
- 92. Number of hydraulic master cylinders 1 [TANDEM TYPE]
- 93. Number of cylinders per wheel 2 FRONT | 1 REAR
- 94. Bore of wheel cylinder(s) 53.9 mm 2.125 inches | 17.8 mm. .7 inches

Drum Brakes

- 95. Inside diameter mm. inches 228.6 mm. 9 inches
- 96. Length of brake linings mm. inches 219.5 mm. 8.64 inches
- 97. Width of brake linings mm. inches 44.5 mm. 1.75 inches
- 98. Number of shoes per brake 2
- 99. Total area per brake mm.<sup>2</sup> sq. in. 19516 mm.<sup>2</sup> 3025 sq. in.

Disc Brakes

- 100. Outside diameter mm. inches 275.0 mm. 10.82 inches
- 101. Thickness of disc mm. inches 12.83 mm. .5 inches
- 102. Length of brake linings mm. inches 67.82 mm. 2.63 inches
- 103. Width of brake linings mm. inches 52.32 mm. 2.07 inches
- 104. Number of pads per brake 2
- 105. Total area per brake mm.<sup>2</sup> sq. in. 7097 mm.<sup>2</sup> 11 sq. in.





ENGINE (photographs J and K)

130. Cycle **4 STROKE** 131. Number of cylinders **6**
132. Cylinder Arrangement **IN LINE**
133. Bore **74.7** mm. **2.94** in. 134. Stroke **95** mm. **3.74** in.
135. Capacity per cylinder **416.3** cm.<sup>3</sup> **25.3** cu. in.
136. Total cylinder capacity **2498** cm.<sup>3</sup> **152** cu. in.
137. Material(s) of cylinder block **CHROME IRON** 138. Material(s) of sleeves (if fitted) **NICKEL CHROME IRON (C. CAST.)**
139. Cylinder head, material(s) **CHROME IRON** Number fitted **1**
140. Number of inlet ports **6** 141. Number of exhaust ports **6**
142. Compression ratio **8.6/1**
143. Volume of one combustion chamber **48.89** cm.<sup>3</sup> **2.98** cu. in.
144. Piston, material **ALUM ALLOY** 145. Number of rings **3**
146. Distance from gudgeon pin centre line to highest point of piston crown **28.98** mm. **1.141** in.
147. Crankshaft: ~~cast~~/stamped 148. Type of crankshaft: integral/~~cast~~
149. Number of crankshaft main bearings **4**
150. Material of bearing cap **CHROME IRON**
151. System of lubrication: ~~cast~~/oil in sump
152. Capacity, lubricant **4.52** ltrs. **8** pts. **4.82** quarts U.S.
153. Oil cooler: yes/~~no~~ **OPTIONAL EXTRA** 154. Method of engine cooling **WATER COOLED.**
155. Capacity of cooling system **6.2** ltrs. **11** pts. **6.6** quarts U.S.
156. Cooling fan (if fitted) dia. **31.75** cm. **12.5** in.
157. Number of blades of cooling fan **8**
- Bearings
158. Crankshaft main, type **SHELL.** dia. **58.71** } **2.3115** } in.  
**58.70** } **2.3110** }
159. Connecting rod big end, type **SHELL.** dia. **47.63** } **1.8755** } in.  
**47.62** } **1.8750** }
- Weights
160. Flywheel (clean) **9.07** kg. **20** lbs. **+2 1/2%**
161. Flywheel with clutch (all turning parts) **15.2** kg. **33.5** lbs. **+2 1/2%**
162. Crankshaft **26.65** kg. **58.75** lbs. **+2 1/2%** 163. Connecting rod **.68** kg. **1.5** lbs. **+2 1/2%**
164. Piston with rings and pin **.367** kg. **.81** lbs.



**FOUR STROKE ENGINES**

170. Number of camshafts 1 171. Location SIDE OF CYL BLOCK.  
 172. Type of camshaft drive CHAIN  
 173. Type of valve operation O.H.V. BY PUSHROD.

**INLET** (see page 4)\*

180. Material(s) of inlet manifold ALUM. ALLOY. 36.7 } 1.445 }  
 181. Diameter of valves 36.6 } mm. 1.441 } ins.  
 182. Max. valve lift 7.85 mm. .309 in. 183. Number of valve springs 1  
 184. Type of spring COIL 185. Number of valves per cylinder 1  
 186. Tappet clearance for checking timing (cold) .38 mm. .015 ins.  
 187. Valves open at (with tolerance for tappet clearance indicated) 10° B.T.D.C.  
 188. Valves close at (with tolerance for tappet clearance indicated) 50° A.B.D.C.  
 189. Air filter, type PAPER ELEMENT

**EXHAUST** (see page 4)\*

195. Material(s) of exhaust manifold CAST IRON. 32.0 } 1.260 }  
 196. Diameter of valves 31.9 } mm. 1.256 } ins.  
 197. Max. valve lift 7.85 mm. .309 in. 198. Number of valve springs 1  
 199. Type of spring COIL 200. Number of valves per cylinder 1  
 201. Tappet clearance for checking timing (cold) .38 mm. .015 ins.  
 202. Valves open at (with tolerance for tappet clearance indicated) 50° B.B.D.C.  
 203. Valves close at (with tolerance for tappet clearance indicated) 10° A.T.D.C.

**CARBURETION** (photograph N)

210. Number of carburettors fitted 2 211. Type CONSTANT VACUUM.  
 212. Make STROMBERG. 213. Model 175CD. HORIZONTAL.  
 214. Number of mixture passages per carburettor 1  
 215. Flange hole diameter of exit port(s) of carburettor 44.45 mm. 1.75 ins.  
 216. Minimum diameter of venturi/minimum diam., with piston at maximum height (example : SU) 31.5 mm. 1.24 ins.

**INJECTION** (if fitted)

220. Make of pump \_\_\_\_\_ Number of plungers \_\_\_\_\_  
 222. Model or type of pump \_\_\_\_\_ 223. Total number of injectors \_\_\_\_\_  
 224. Location of injectors \_\_\_\_\_  
 225. Minimum diameter of inlet pipe \_\_\_\_\_ mm. \_\_\_\_\_ ins.

**NOT APPLICABLE.**



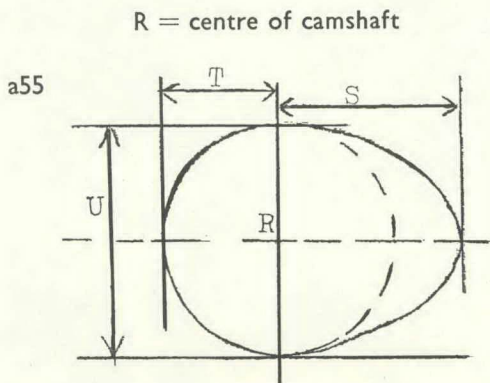
\* For additional information concerning two-stroke engines and super-charged engines, see page 13.

**ENGINE ACCESSORIES**

- 230. Fuel pump : mechanical ~~and/or electrical~~
- 231. No. fitted **1**
- 232. Type of ignition system **COIL**
- 233. No. of distributors **1**
- 234. No. of ignition coils **1**
- 235. No. of spark plugs per cylinder **1**
- 236. Generator, type : ~~dyno~~/alternator—number fitted **1**
- 237. Method of drive **VEE-BELT.**
- 238. Voltage of generator **12** volts
- 239. Battery, number **1**
- 240. Location **UNDER BONNET.**
- 241. Voltage of battery **12** volts **57AMP/HOUR.**

**ENGINE AND CAR PERFORMANCES** (as declared by manufacturer in catalogue)

- 250. Max. engine output **104** (type of horsepower: **B.H.P.**) at **4,500** r.p.m.
- 251. Max. r.p.m. **NOT QUOTED**, output at that figure
- 252. Max. torque **1,710 LBS/INS.** at **3,000** r.p.m.
- 253. Max. speed of the car **175** km./hour **109** miles/hour



<u>Inlet cam</u>			
S =	<b>19.2</b>	mm.	<b>.756</b> inches
T =	<b>13.72</b>	mm.	<b>.540</b> inches
U =	<b>27.43</b>	mm.	<b>1.080</b> inches
<u>Exhaust cam</u>			
S =	<b>19.2</b>	mm.	<b>.756</b> inches
T =	<b>13.72</b>	mm.	<b>.540</b> inches
U =	<b>27.43</b>	mm.	<b>1.080</b> inches



Make TRIUMPH

Model T.R. 250

F.I.A. Rec. No. \_\_\_\_\_

DRIVE TRAIN

CLUTCH

260. Type of clutch SPRING DIAPHRAGM 261. No. of plates 1
262. Dia. of clutch plates 21.59 cm. 8.5 ins.
263. Dia. of linings, inside 14.60 cm. 5.75 ins.
- outside 21.59 cm. 8.5 ins.
264. Method of operating clutch HYDRAULIC.

GEAR BOX (photograph H)

270. Manual type, make STANDARD TRIUMPH Method of operation REMOTE LEVER.
271. No. of gear-box ratios forward 4 272. Synchronized forward ratios 4
273. Location of gear-shift CENTRE TUNNEL
274. Automatic, make — type —
275. No. of forward ratios — 276. Location of gear shift —

277.	Manual		Automatic		Alternative manual/automatic			
	Ratio	No. teeth	Ratio	No. teeth	Ratio	No. teeth	Ratio	No. teeth
1	3.14	33/16	CONSTANT 35/23					
2	2.01	33/25						
3	1.33	27/31						
4	1.00	DIRECT						
5								
6								
reverse	3.22	36/17						

278. Overdrive, type LAYCOCK-DE-NORMANVILLE TYPE A
279. Forward gears on which overdrive can be selected 2ND, 3rd & TOP GEAR.
280. Overdrive ratio .82/1

FINAL DRIVE

290. Type of final drive HYPOID
291. Type of differential BEVEL GEAR
292. Type of limited slip differential (if fitted) SEE OPTIONS
293. Final drive ratio 3.7 & 4.1. Number of teeth 10x37 & 10x41



**IMPORTANT**—The conformity of the car with the following items of the present recognition form is to be disregarded during the scrutineering, when the vehicle has been entered in group 2 (Touring cars) or 3 (Grand Touring cars) : 41, 72, 80, 91, 142, 143, 144, 145, 146, 153, 156, 157, 160, 161, 162, 163, 164, 182, 186, 187, 188, 189, 201, 202, 203, 212, 213, 215, 216 222, 225, 230, 250, 251, 252, 253, 255 photographs I, M and N and page 4.

During the scrutineering of cars entered in group 4 (Sportscars) only the following items of the present recognition form are to be taken into consideration : 1, 2, 3, 9, 20, 21, 22, 23, 24, 25, 26, 70, 71, 78, 79, 90, 130, 131, 132, 133, 134, 135, 136, 137, 138, 139, 140, 141, 147, 148, 149, 150, 158, 159, 170, 171, 172, 173, 185, 200, 270, 271, 274, 275, 290, 291, 292 and photographs A, B, D, E, F, G, H, J, K and O.

The vehicle described in this form has been subject to the following amendments :

on.....19.....	rec. no.....	List.....	on.....19.....	rec. no.....	List.....
on.....19.....	rec. no.....	List.....	on.....19.....	rec. no.....	List.....
on.....19.....	rec. no.....	List.....	on.....19.....	rec. no.....	List.....
on.....19.....	rec. no.....	List.....	on.....19.....	rec. no.....	List.....
on.....19.....	rec. no.....	List.....	on.....19.....	rec. no.....	List.....

Optional equipment affecting preceding information. This to be stated together with reference number.

**HARDTOP CONVERSION.**

**DET. N° 903948.**

**VEHICLE WEIGHT. PAGE 5. SEC 9.**

**993.82 Kgs. - 2191 lbs - 19.5 cwt**



- 292. LIMITED SLIP DIFFERENTIAL (FRICTION) DET N° 212978.
- 293. FINAL DRIVE RATIO. 4.3 TO 1 (N° TEETH 10/43) DET N° 502523
- --- --- --- 4.5 TO 1 (N° TEETH 9/41) DET N° 503924
- --- --- --- 4.87 TO 1 (N° TEETH 8/39) DET N° 515844.



SKID SHIELD ASSEMBLY.  
DETAIL N° 308208.

WEIGHT:- 9.07KGS - 20LBS

MATERIAL:- STEEL.



PAGE 6. WHEELS. (ALTERNATIVES).

50. TYPE. 60 SPOKE. WIRE. (DET N° 20410)

51. WEIGHT 7.48KGMS - 16.5 LBS.

52 METHOD OF ATTACHMENT. - CENTER LOCK

53 RIM DIA.:- 381MM - 15INS

54. RIM WIDTH. 114.3mm - 4.5in

TRACK INCREASE TO 1263 M/M. } FRONT  
49.75 INS.

1251 M/M } REAR.  
49.25 INS.

50 TYPE:- LIGHT ALLOY. (DET N° V458)

51 WEIGHT:- 5.55KGMS - 12.25 LBS

52 METHOD OF ATTACHMENT:- 4 NUT FIXING

53 RIM DIA.:- 381MM - 15INS.

54 RIM WIDTH 139.7MM - 5.5INS.

TRACK INCREASE TO 1276.4 M/M. } FRONT.  
50.25 INS.

1270 M/M. } REAR.  
50 INS.



PAGE 5. SEC 7.

INCREASED CAPACITY FUEL TANK. (DET. N° 308500.)

CAPACITY. 79.55 LITRES - 21 GALL U.S. - 17.5 GALL IMP.

2nd January, 1968

TO GO INTO FEBRUARY ISSUE OF THE R.A.C. MOTOR SPORT BULLETIN

The following cars were passed at the December meeting of the C.S.I. and become valid as from 1st January, 1968:-

NEW CARS

Standard Triumph T.R.5.	FIA No. 576 Group 3	DM/CA/9/68	I.N.D.
Standard Triumph T.R.250	FIA No. 575 Group 3	DM/CA/9/68	I.N.D.
Ford Cortina 1600 G.T.	FIA No. 5185 Group 1	X DM/CA/10/68	I.N.D.
Ford Cortina 1600 E.	FIA No. 5184 Group 1	✓ DM/CA/10/68	I.N.D.
Vauxhall Victor 2000	FIA No. 5186 Group 1	X DM/CA/11/68	I.N.D.

AMENDMENTS

Austin/Morris Mini Cooper "S" 1275	FIA No. 5028	} DM/CA/12/68. I.N.D.
	(Amendment 4	
	(Amendment 5	
	(Amendment 6	
MGB GT	FIA No. 560	} DM/CA/13/68.
	(Amendment 2	
Ford G.T.40	FIA No. 224	} DM/CA/10/68.
	(Amendment 1	
Lotus Cortina	FIA No. 5176	} I.N.D.
	(Amendment 11	
	(Amendment 12	} I.N.D.
Vauxhall Viva/Epic LBD90	FIA No. 5137	
	(Amendment 1	
	Amendment 2	
	Amendment 3	
	Amendment 4	
	Amendment 5	
	Amendment 6	

Handwritten: HND  
7242