

FEDERATION INTERNATIONALE
DU SPORT AUTOMOBILE

Homologation No

A-5539

Groupes
Group A/B

FICHE D'HOMOLOGATION CONFORME A L'ANNEXE J DU CODE SPORTIF INTERNATIONAL
HOMOLOGATION FORM IN ACCORDANCE WITH APPENDIX J OF THE INTERNATIONAL SPORTING CODE

Homologation valable à partir du
Homologation valid as from 01 JUL. 1995

A) Voiture vue de 3/4 avant
Car seen from 3/4 front

B) Voiture vue de 3/4 arrière
Car seen from 3/4 rear



1. GENERALITES / GENERAL

- 101. Constructeur
Manufacturer KIA MOTORS CORPORATION
- 102. Dénomination(s) commerciale(s) - Modèle et type
Commercial name(s) - Model and type SEPHIA 1.6D
- 103. Cylindrée 1598 cm3 Cylindrée corrigée XX x XX = XX cm3
Cylinder capacity Corrected cylinder capacity
- 104. Mode de construction : a) Mode :

séparée separate	monocoque unitary construction
---------------------	-----------------------------------

Type of car construction : Type :
- b) Matériau du châssis / coque STEEL
Material of chassis / bodyshell
- 105. Nombre de volumes 3
Number of volumes
- 106. Nombre de places 5
Number of places

© FISA - FC - 1990 - 0001.01.FB.10.90

FEDERATION INTERNATIONALE
DE L'AUTOMOBILE
8, place de la Concorde, 75008 Paris
Services Administratifs
4 bis rue Schuss (Boulevard de la Concorde)

Marque
Make KIAModèle
Model SEPHIA 1.6D

A-5530

2. DIMENSIONS, POIDS / DIMENSIONS, WEIGHT

202. Longueur hors-tout 4360 mm +/- 1 %
Overall length
203. Largeur hors-tout 1695 mm +/- 1 %
Overall width
- Endroit de mesure
Where measured AT THE REAR DOOR PROTECTOR MOULDING
204. Largeur de carrosserie
Width of bodywork
- a) A la hauteur de l'axe avant
At front axle 1672 mm +/- 1 %
- b) A la hauteur de l'axe arrière
At rear axle 1672 mm +/- 1 %
206. Empattement 2500 mm +/- 1 %
Wheelbase
209. Porte-à-faux
Overhang
- a) Avant 878 mm +/- 1 %
Front
- b) Arrière 982 mm +/- 1 %
Rear
210. Distance "G" (volant - paroi de séparation arrière)
Distance "G" (steering wheel - rear bulkhead) 1630 mm

Marque KIA
 Make _____

Modèle SEPHIA 1.6D
 Model _____

A-5539


3. MOTEUR / ENGINE

*(en cas de moteur rotatif, voir Art. 335 sur fiche additionnelle)
 (in case of rotative engine, see Art. 335 on additional form)*


301. Emplacement et position du moteur FRONT AXLE, TRANSVERSAL (THE INCLINATION ANGLE TOWARD THE FRONT IS 10°)
 Location and position of the engine _____

303. Cycle 4 STROKE
 Cycle _____


C) Profil droit du moteur déposé
 Right hand view of dismantled engine



D) Profil gauche du moteur déposé
 Left hand view of dismantled engine



E) Moteur dans son compartiment
 Engine in its compartment



304. Suralimentation

oui	<input checked="" type="checkbox"/>
yes	no

*(en cas de suralimentation, voir Art. 334 sur fiche additionnelle)
 (in case of supercharging, see Art. 334 on additional form)*

Type et nombre de compresseurs XXXX
 Type and number of compressors _____

© FISA - FC - 1990 - 003.01.H.10.92

**FEDERATION INTERNATIONALE
 DE L'AUTOMOBILE**

8, place de la Concorde - 75008 Paris

Téléphone: 4761100/115

Telex: 330000 FIA F I F

Marque
Make KIA

Modèle
Model SEPHIA 1.6D

A-5539

305. Nombre et disposition des cylindres
Number and layout of cylinders 4, IN-LINE

306. Mode de refroidissement
Type of cooling LIQUID

307. Cylindrée
Cylinder capacity

a) Unitaire 399.5 cm³ b) Totale 1598 cm³
Unitary Total

c) Totale max. autorisée 1598 cm³
Max. total allowed

INDICATION NON VALABLE EN GROUPE N
NOT VALID FOR GROUP N

312. Matériau du bloc-cylindre
Cylinder block material CAST-IRON

313. Chemises :
Sleeves :

a)

oui	non
yes	no

 c)

humides	sèches
wet	dry

314. Alésage
Bore 78.0 mm

315. Alésage maximum autorisé
Maximum bore allowed 78.0 mm

316. Course
Stroke 83.6 mm

INDICATION NON VALABLE EN GROUPE N
NOT VALID FOR GROUP N

318. Bielle :
Connecting rod :

a) Matériau STEEL b) Type de la tête de bielle SEPARATE
Material Big end type

c) Diamètre intérieur de la tête de bielle (sans coussinets)
Interior diameter of the big end (without shell bearings) 48.0 mm

d) Longueur entre axes 132.9 +/- 0.1 mm e) Poids minimum 511 g
Length between the axes Minimum weight

319. Vilebrequin
Crankshaft

a) Type de construction ONE PIECE
Type of manufacture

b) Matériau CAST-IRON c)

coulé	forgé
cast	forged

 d) Nombre de paliers 5
Material Number of bearings

e) Type de paliers PLAIN f) Diamètre des paliers 50.0 mm
Type of bearings Diameter of bearings

g) Matériau des chapeaux de paliers CAST-IRON h) Poids minimum du vilebrequin nu 10,908 g
Bearing caps material Minimum weight of bare crankshaft

320. Volant moteur :
Flywheel :

a) Matériau
Material

b) Poids minimum avec couronne de démarreur
Minimum weight with starter ring

Boîte manuelle/Manual gearbox	Boîte automatique/Automatic gearbox
<u>CAST-IRON</u>	<u>XXXX</u>
<u>6340</u> g	<u>XXXX</u> g
Utilisable uniquement avec boîte de vitesses automatique Only usable with an automatic gearbox	

FEDERATION INTERNATIONALE
DE L'AUTOMOBILE

8, place de la Concorde, 75008 Paris

Téléphone : 01 47 37 30 00

Télécopie : 01 47 37 30 01


Marque
Make KIA

Modèle
Model SEPHIA 1.6D

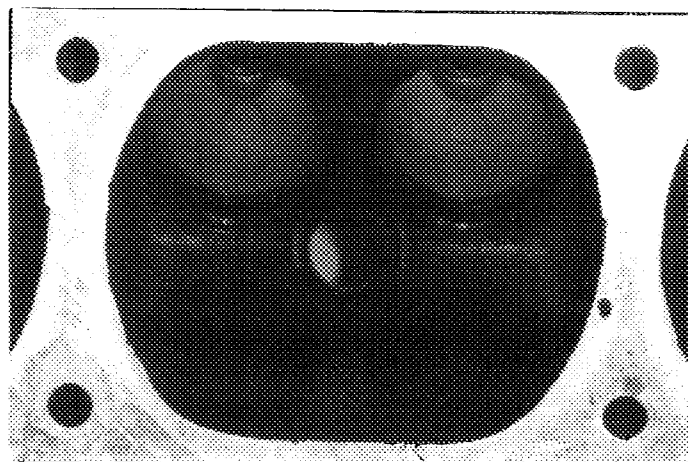
A-5539

321. Cylindre : a) Nombre 1 b) Matériau ALUMINIUM ALLOY
Cylinderhead : Number Material
- e) Angle entre soupape d'admission et la verticale 25°
Angle between intake valve and vertical
- f) Angle entre soupape d'échappement et la verticale 25°
Angle between exhaust valve and vertical

F) Culasse nue
Bare cylinderhead

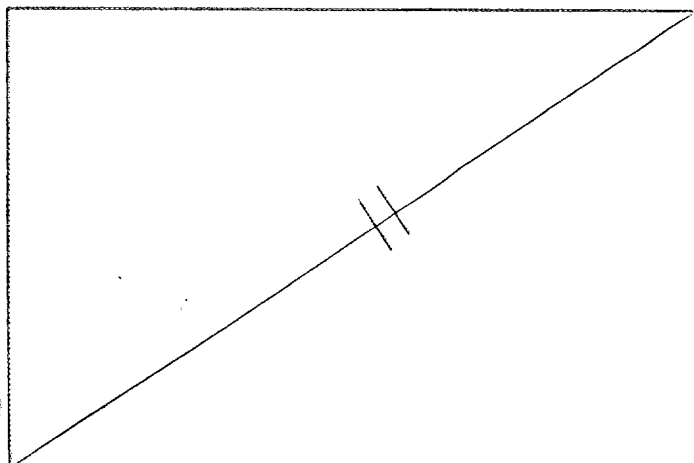


G) Chambre de combustion
Combustion chamber



323. Alimentation par carburateur : a) Nombre de carburateurs XXXX
Fuel feed by carburettor : Number of carburettors
- b) Type XXXX c) Marque et modèle XXXX
Type Make and model
- d) Nombre de passages de gaz par carburateur XXXX
Number of mixture passages per carburettor
- e) Diamètre maximum de la sortie de gaz du carburateur XXXX mm
Maximum diameter of the carburettor mixture exit port
- f) Diamètre du diffuseur au point d'étranglement maximum XXXX +/- 0.25 mm
Diameter of the venturi at the narrowest point

H) Carburateur(s)
Carburettor(s)



**FEDERATION INTERNATIONALE
DE L'AUTOMOBILE**

8, place de la Concorde, 75008 Paris

Services Administratifs :


12 bis, rue Boissy d'Anglas, 75008 Paris

Marque
Make KIAModèle
Model SEPHIA 1.6DA-5539

324. Alimentation par injection : a) Marque NIPPON-DENSO b) Modèle ELECTRONIC MULTI-POINT INJECTION
Fuel feed by injection : Make Model
- c) Mode de dosage du carburant : V
Kind of fuel measurement :

mécanique mechanical	électronique electronic	hydraulique hydraulic
-------------------------	----------------------------	--------------------------
- d) Dimensions du conduit d'admission au niveau du papillon ou de la guillotine 55.0 +/- 0.25 mm
Dimensions of intake pipe at the throttle or slide location
- e) Nombre de sorties effectives de carburant 4
Number of effective fuel outlets
- f) Position des injecteurs
Position of injectors
- f1)

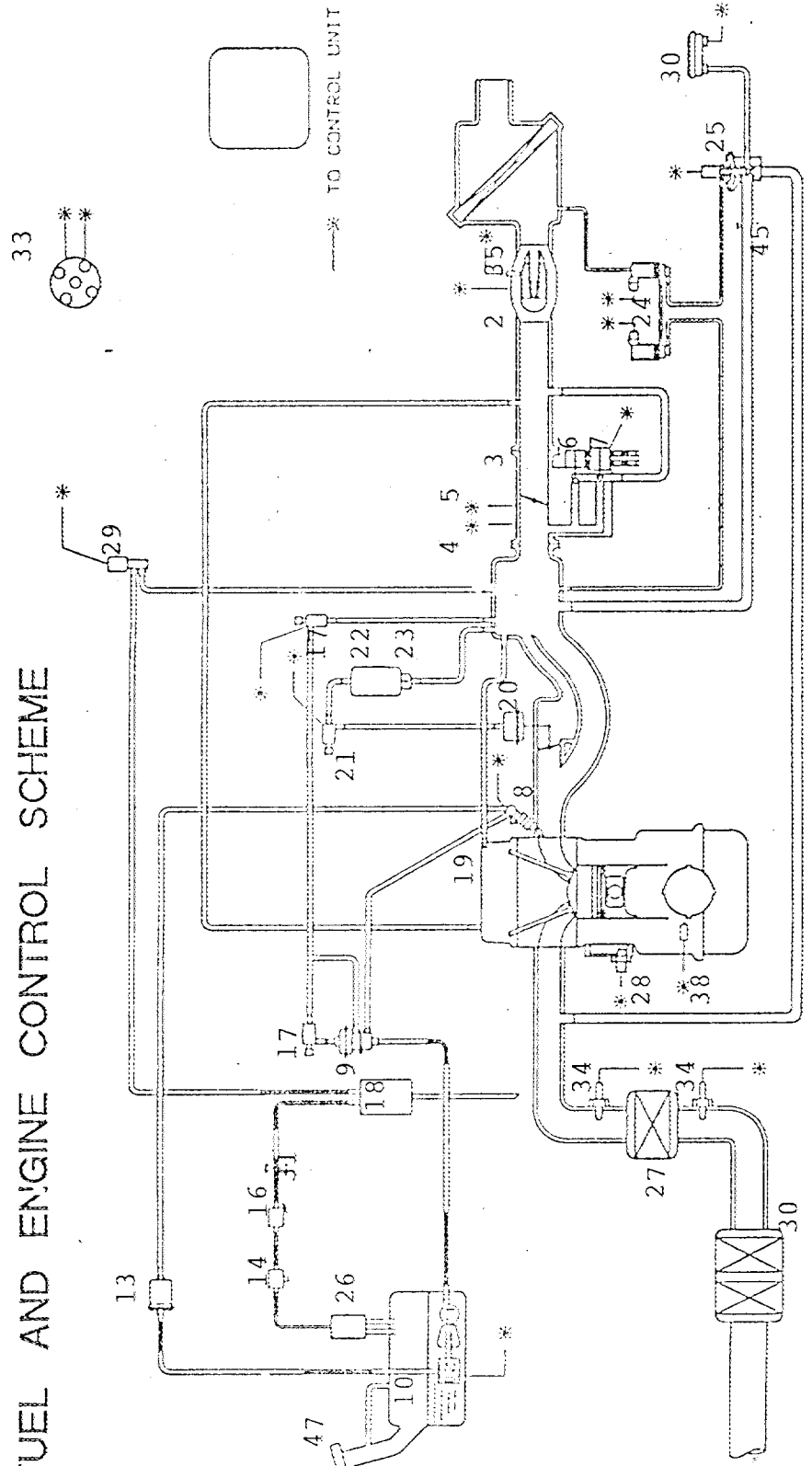
Collecteur Manifold	Culasse Cylinderhead
------------------------	-------------------------
- g) Capteurs du système d'injection AIR FLOW SENSOR (AIR MASS SENSING CONTROL, HOT FILM TYPE)
Sensors of injection system THROTTLE SENSOR, WATER TEMPERATURE SENSOR, OXYGEN SENSOR, BOOST SENSOR, CRANK ANGLE SENSOR, AIR TEMPERATURE SENSOR
- h) Actionneurs du système d'injection AIR VALVE, IDLE SPEED CONTROL VALVE, INJECTOR, PRESSURE REGULATOR, TWO-WAY VALVE, SOLENOID VALVE, PCV VALVE, CHECK VALVE, EGR SOLENOID VALVE, EGR CONTROL VALVE, PURGE CONTROL VALVE, THROTTLE BODY, ACTUATOR (IVC)
Actuators of injection system

H) Système d'injection
Injection system

A-5539

XIV) LOCALISATION DES CAPTEURS ET ACTIONNEURS / LOCATION OF SENSORS AND ACTUATORS :

- | | | |
|-----------------------------|-------------------------|------------------------|
| 1) CLEANER-AIR | 18) CANISTER-CHARCOAL | 34) SENSOR-OXYGEN |
| 2) SENSOR-AIR FLOW | 19) VALVE-P.C.V. | 35) SENSOR-AIR TEMP. |
| 3) BODY-THROTTLE | 20) ACTUATOR(IVC) | 36) SENSOR-BOOST |
| 4) SENSOR-THROTTLE | 21) VALVE-SOLENOID | 38) SENSOR-CRANK ANGLE |
| 5) SWITCH-IDLE | 22) CHAMBER-VACUUM | 45) ORIFICE |
| 6) VALVE-AIR | 23) VALVE-CHECK | 47) CAP-FILLER |
| 7) IDLE SPEED CONTROL VALVE | 24) VALVE-EGR SOL | |
| 8) INJECTOR-FUEL | 25) VALVE-EGR CONTROL | |
| 9) REGULATOR-PRESS. | 26) SEPARATOR | |
| 10) TANK-FUEL | 27) CONVERTER-MONOLITH | |
| 11) FILTER-INTANK | 28) SENSOR-WATER TEMP | |
| 12) PUMP-FUEL | 29) VALVE-PURGE CONTROL | |
| 13) FILTER-FUEL | 30) CONVERTER-MONOLITH | |
| 14) VALVE-CHECK (CUT) | 31) ORIFICE | |
| 16) VALVE-TWO-WAY | 32) | |
| 17) VALVE-SOLENOID | 33) DISTRIBUTOR | |



FUEL AND ENGINE CONTROL SCHEME

FEDERATION INTERNATIONALE DE L'AUTOMOBILE

8, place de la Concorde, 75008 Paris

Services Administratifs :

1 bis, rue de Valenciennes, 75013 Paris

Marque
Make



KIA

Modèle
Model

SEPHIA 1.6D

A-5539

325. Arbre à cames : a) Nombre 2 b) Emplacement OVERHEAD
Camshaft : Number Location
- c) Système d'entraînement BY NOTCHED BELT d) Nombre de paliers par arbre 5
Drive system Number of bearings per shaft
- f) Système de commande de soupapes DIRECT ATTACK, ALL HYDRAULIC (HLA TYPE)
Type of valve operation
327. Admission : a) Matériau du collecteur ALUMINIUM ALLOY
Intake : Material of manifold
- b) Nombre d'éléments du collecteur 2 c) Nombre de soupapes par cylindre 2
Number of manifold elements Number of valves per cylinder
- d) Diamètre maximum de soupape 31.0 mm e) Diamètre de tige de soupape dans guide 6.0 +0/-0.2 mm
Maximum diameter of the valve Diameter of the valve stem in guide
- f) Longueur de soupape 105.3 +/- 1.5 mm g) Type des ressorts de soupape HELICAL
Valve length Type of valve springs
328. Echappement : a) Matériau du collecteur CAST-IRON
Exhaust : Material of manifold
- b) Nombre d'éléments du collecteur 1 c) Dimensions intérieures de sortie collecteur 50 mm
Number of manifold elements Internal dimensions of manifold exit
- d) Nombre de soupapes par cylindre 2 e) Diamètre maximum de soupape 26.2 mm
Number of valves per cylinder Maximum diameter of the valve
- f) Diamètre de tige de soupape dans guide 6.0 +0/-0.2 mm g) Longueur de soupape 105.3 +/- 1.5 mm
Diameter of the valve stem in guide Valve length
- h) Type des ressorts de soupape HELICAL
Type of valve springs

I) Collecteur d'admission
Intake manifoldJ) Collecteur d'échappement
Exhaust manifoldFEDERATION INTERNATIONALE
DE L'AUTOMOBILE

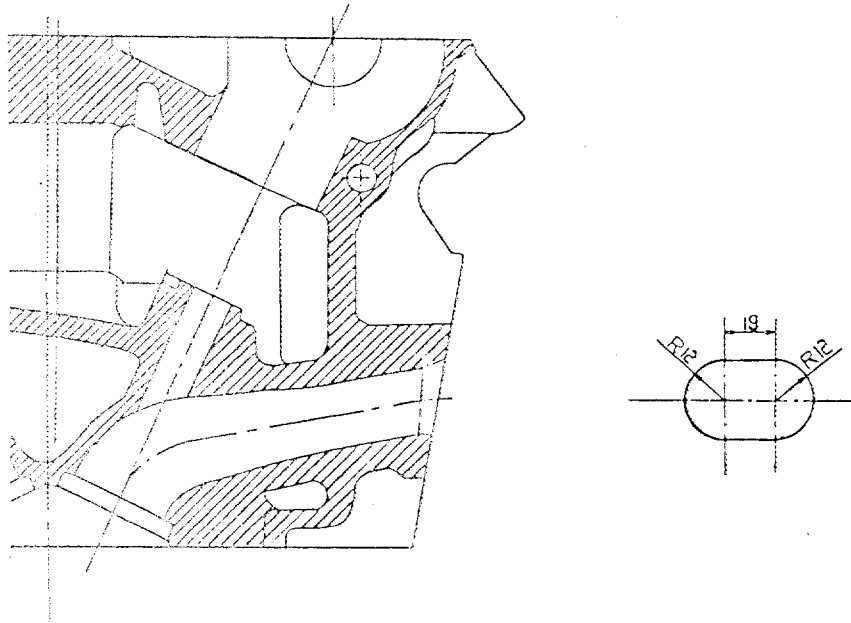
8, place de la Concorde, 75008 Paris

Services Administratifs :

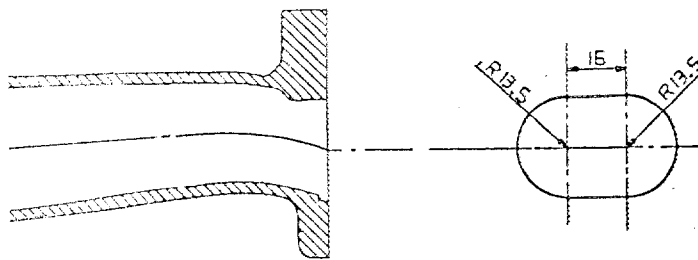
11, rue de Bessy d'Angas, 75008 Paris

Dessins des orifices du moteur - tolérances sur les dimensions : -2%, +4%
Drawings of engine ports - tolerances on dimensions : -2%, +4%

i) Culasse, face collecteur / Cylinderhead, manifold side



ii) Collecteur, côté culasse / Manifold, cylinderhead side

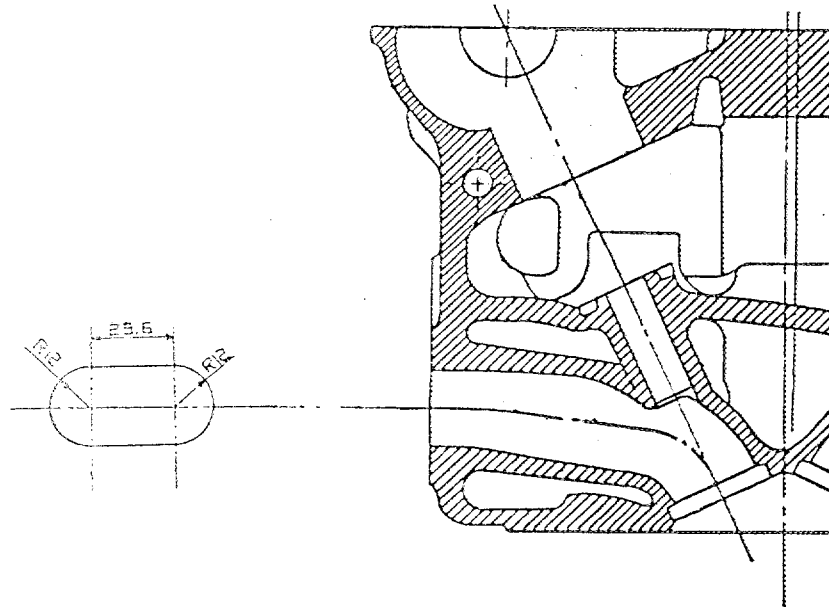


Marque KIA

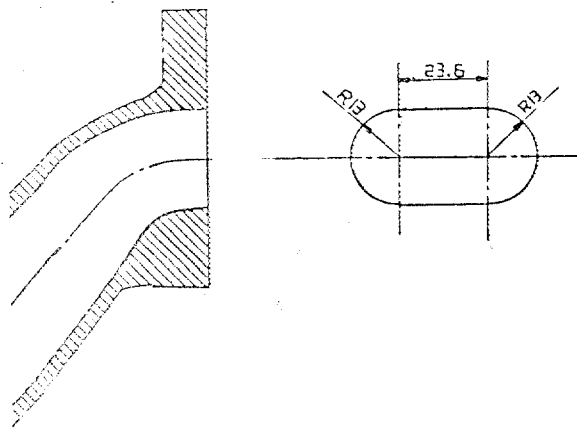
Modèle SEPHIA 1.6D
Model

Dessins des orifices du moteur - tolérances sur les dimensions : -2%, +4%
 Drawings of engine ports - tolerances on dimensions : -2%, +4%

(II) Culasse, face collecteur / Cylinderhead, manifold side



(IV) Collecteur, côté culasse / Manifold, cylinderhead side



Marque
Make KIA

Modèle
Model SEPHIA 1.6D

numérotation No

A-5530

330. Système d'allumage :
Ignition system :

b) Nombre de bougies par cylindre
Number of plugs per cylinder 1

c) Nombre de distributeurs
Number of distributors 1

333. Système de lubrification :
Lubrication system :

a) Type
Type WET SUMP

b) Nombre de pompes à huile
Number of oil pumps 1

Marque KIA Modèle SEPHIA 1.6D
 Make _____ Model _____

A-5539

4. CIRCUIT DE CARBURANT / FUEL CIRCUIT

401. Réservoir : a) Nombre 1
 Fuel tank : Number _____
 b) Emplacement UNDER THE REAR FLOOR UNDER REAR SEAT
 Location _____
 c) Matériau STEEL
 Material _____

5. EQUIPEMENT ELECTRIQUE / ELECTRICAL EQUIPMENT

501. Batteries : a) Nombre 1 b) Tension 12 volts
 Batteries : Number _____ Tension _____

6. TRANSMISSION / POWER TRAIN

601. Roues motrices : avant

V	
oui	non
yes	no

 arrière

V	
oui	non
yes	no

 Driven wheels : front rear

602. Embrayage : b) Système de commande HYDRAULIC c) Nombre de disques 1
 Clutch : Control system _____ Number of plates _____

603. Boîte de vitesses : a) Emplacement ATTACHED TO THE ENGINE
 Gearbox : Location IN THE ENGINE COMPARTMENT

b) Marque "manuelle" KIA c) Marque "automatique" XXXX
 "Manual" make _____ "Automatic" make _____

d) Type et emplacement de commande MECHANICAL, ON FLOOR
 Type and location of control _____

Marque KIA
 Make _____

Modèle SEPHIA 1.6D
 Model _____

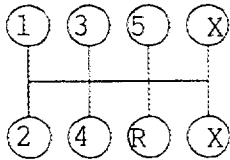
A-5539

e) Rappports Ratios

Manuelle Manual				
	nombre de dents number of teeth	rapport ratio	constant	synchro
1	41/12	3.417		X
2	35/19	1.842		X
3	40/31	1.290		X
4	34/37	0.919		X
5	30/41	0.732		X
6				
AR / R	45/29/14	3.214		
Constante Constant				


Automatique Automatic			
	nombre de dents number of teeth	rapport ratio	synchro
1			
2			
3			
4			
5			
AR/R			

f) Grille de vitesses
 Gear change gate



g) Type de lubrification SPLASHING
 Type of lubrication _____

h) Carter de boîte de vitesses et cloche d'embrayage
 Gearbox casing and clutch bell housing



(C) FISA - FC - 1000 - 00801FR-10-90

**FEDERATION INTERNATIONALE
 DE L'AUTOMOBILE**

8, place de la Concorde, 75008 Paris

Services Administratifs :

23 bis, rue Boissy d'Angles, 75009 Paris

Marque / Make KIA

Modèle / Model SEPHIA 1.6D

A-5539

604. Boîte de transfert / différentiel central : a) Rapports / Transfer box / central differential : XXXX
 Ratios
 b) Nombres de dents / Numbers of teeth XXXX
 c) Système de commande de boîte de transfert / Control system of transfer box XXXX
 d) Type de différentiel central / Type of central differential XXXX

605. Couple final / Final drive
 a) Type de couple final / Type of final drive
 b) Rapport / Ratio
 c) Nombre de dents / Number of teeth
 e) Type de lubrification / Type of lubrication

	Avant / Front	Arrière / Rear
a)	HELICAL GEAR	XXXX
b)	4.105	XXXX
c)	78/19	XXXX
e)	SPLASHING	XXXX

606. Arbres : a) Type des arbres longitudinaux / Type of longitudinal shafts XXXX
 Shafts :
 b) Matériau des arbres longitudinaux / Material of longitudinal shafts XXXX
 c) Type des demi-arbres transversaux / Type of transversal half-shafts DRIVE SHAFT WITH CONSTANT VELOCITY JOINT
 d) Matériau des demi-arbres transversaux / Material of transversal half-shafts STEEL

XII) CHAÎNE CINÉMATIQUE (4 roues motrices) / KINEMATIC TRAIN (4 wheel drive) :

© FISA - FC - 1990 - 00801 FR 10.90

FEDERATION INTERNATIONALE
 DE L'AUTOMOBILE
 8, place de la Concorde, 75008 Paris
 Services Administratifs :
 8 bis, rue Boissy d'Anglas, 75008 Paris

7. SUSPENSION / SUSPENSION



	Avant / Front	Arrière / Rear												
701. Généralités / General	INDEPENDENT MCPHERSON STRUT WITH COIL SPRING	3 LINKS STRUT WITH COIL SPRING												
a) Type de suspension / Type of suspension														
702. Ressorts hélicoïdaux / Helicoïdal springs	<table border="1"> <tr><td><input checked="" type="checkbox"/></td><td><input type="checkbox"/></td></tr> <tr><td>oui</td><td>non</td></tr> <tr><td>yes</td><td>no</td></tr> </table>	<input checked="" type="checkbox"/>	<input type="checkbox"/>	oui	non	yes	no	<table border="1"> <tr><td><input checked="" type="checkbox"/></td><td><input type="checkbox"/></td></tr> <tr><td>oui</td><td>non</td></tr> <tr><td>yes</td><td>no</td></tr> </table>	<input checked="" type="checkbox"/>	<input type="checkbox"/>	oui	non	yes	no
<input checked="" type="checkbox"/>	<input type="checkbox"/>													
oui	non													
yes	no													
<input checked="" type="checkbox"/>	<input type="checkbox"/>													
oui	non													
yes	no													
703. Ressorts à lames / Leaf springs	<table border="1"> <tr><td><input type="checkbox"/></td><td><input checked="" type="checkbox"/></td></tr> <tr><td>oui</td><td>non</td></tr> <tr><td>yes</td><td>no</td></tr> </table>	<input type="checkbox"/>	<input checked="" type="checkbox"/>	oui	non	yes	no	<table border="1"> <tr><td><input type="checkbox"/></td><td><input checked="" type="checkbox"/></td></tr> <tr><td>oui</td><td>non</td></tr> <tr><td>yes</td><td>no</td></tr> </table>	<input type="checkbox"/>	<input checked="" type="checkbox"/>	oui	non	yes	no
<input type="checkbox"/>	<input checked="" type="checkbox"/>													
oui	non													
yes	no													
<input type="checkbox"/>	<input checked="" type="checkbox"/>													
oui	non													
yes	no													
704. Barres de torsion / Torsion bars	<table border="1"> <tr><td><input type="checkbox"/></td><td><input checked="" type="checkbox"/></td></tr> <tr><td>oui</td><td>non</td></tr> <tr><td>yes</td><td>no</td></tr> </table>	<input type="checkbox"/>	<input checked="" type="checkbox"/>	oui	non	yes	no	<table border="1"> <tr><td><input type="checkbox"/></td><td><input checked="" type="checkbox"/></td></tr> <tr><td>oui</td><td>non</td></tr> <tr><td>yes</td><td>no</td></tr> </table>	<input type="checkbox"/>	<input checked="" type="checkbox"/>	oui	non	yes	no
<input type="checkbox"/>	<input checked="" type="checkbox"/>													
oui	non													
yes	no													
<input type="checkbox"/>	<input checked="" type="checkbox"/>													
oui	non													
yes	no													

705. Autre type de suspension : / Other type of suspension : *Voir description sur fiche additionnelle / See description on additional form*

	Avant / Front	Arrière / Rear
707. Amortisseurs : / Shock absorbers :		
a) Nombre par roue / Number per wheel	<u>1</u>	<u>1</u>
b) Type / Type	TELESCOPIC	TELESCOPIC
c) Principe de fonctionnement / Principle of operation	HYDRAULIC	HYDRAULIC

T) Train avant complet déposé / Complete dismantled front axle

U) Train arrière complet déposé / Complete dismantled rear axle



Marque / Make: KIA

Modèle / Model: SEPHIA 1.6D

Homologation No

A-5539

8. TRAIN ROULANT / RUNNING GEAR

	Avant / Front	Arrière / Rear
801. Roues / Wheels :		
a) Diamètre / Diameter	14 / 355.6 mm	14 / 355.6 mm

803. Freins / Brakes : a) Système de freinage / Braking system: HYDRAULIC

b) Nombre de maître-cylindres / Number of master cylinders: TANDEM b1) Alésages / Bores: 22.2 mm / XXXX mm

c) Servo-frein / Servo-brakes: oui / yes non / no c1) Marque et type / Make and type: KABSCO, VACUUM TYPE

d) Régulateur de freinage / Braking regulator: oui / yes non / no d1) Emplacement / Location: IN THE ENGINE COMPARTMENT

	Avant / Front	Arrière / Rear
e) Nombre de cylindres par roue / Number of cylinders per wheel	1	1
e1) Alésage / Bore	54.0 mm	19.1 mm
f) Freins à tambours / Drum brakes :		
f1) Diamètre intérieur / Internal diameter	XXXX +/- 1.5 mm	XXXX +/- 1.5 mm
f2) Nombre de garnitures par roue / Number of linings per wheel	XXXX	XXXX
f3) Longueur développée des garnitures / Developed length of linings	XXXX +/- 1.5 mm	XXXX +/- 1.5 mm
f4) Largeur des garnitures / Width of the linings	XXXX +/- 1 mm	XXXX +/- 1 mm
g) Freins à disques / Disc brakes :		
g1) Nombre de plaquettes par roue / Number of pads per wheel	2	2
g2) Nombre d'étriers par roue / Number of calipers per wheel	1	1
g3) Matériau des étriers / Caliper material	CAST-IRON	CAST-IRON
g4) Epaisseur du disque neuf / Thickness of new disc	20 +/- 1 mm	10 +/- 1 mm
g5) Diamètre extérieur du disque / External diameter of the disc	243 +/- 1.5 mm	270 +/- 1.5 mm
g6) Diamètre extérieur de frottement des plaquettes / External diameter of pads' rubbing surface	242 +/- 1.5 mm	269 +/- 1.5 mm

FEDERATION INTERNATIONALE
DE L'AUTOMOBILE

Marque KIA
 Make _____

Modèle SEPHIA 1.6D
 Model _____

A-5539

	Avant / Front	Arrière / Rear
g7) Diamètre intérieur de frottement des plaquettes Internal diameter of pads' rubbing surface	164 +/- 1.5 mm	206 +/- 1.5 mm
g8) Longueur hors-tout des plaquettes Overall length of the pads	110 +/- 1.5 mm	61.8 +/- 1.5 mm
g9) Disques ventilés Ventilated discs	<input checked="" type="checkbox"/> oui <input type="checkbox"/> yes <input type="checkbox"/> non <input type="checkbox"/> no	<input type="checkbox"/> oui <input type="checkbox"/> yes <input checked="" type="checkbox"/> non <input type="checkbox"/> no

h) Frein de stationnement :
 Parking brake :

h1) Système de commande
 Control system

CABLE

h2) Emplacement de commande
 Location of lever



BETWEEN FRONT SEAT

h3) Effet sur roues
 On which wheels

Avant Front	<input checked="" type="checkbox"/> Arrière Rear
----------------	--

V) Frein avant
 Front brake

W) Frein arrière
 Rear brake



804. Direction :
 Steering :

a) Type
 Type

b) Servo-assistance
 Power assisted

Type
 Type

Avant / Front	Arrière / Rear
RACK AND PINION	XXXX
<input checked="" type="checkbox"/> oui <input type="checkbox"/> non <input type="checkbox"/> yes <input type="checkbox"/> no	<input type="checkbox"/> oui <input type="checkbox"/> non <input type="checkbox"/> yes <input type="checkbox"/> no
HYDRAULIC	

© PSA - FC - 1990 - 008.01.FH.10.90

**FEDERATION INTERNATIONALE
 DE L'AUTOMOBILE**

8, place de la Concorde, 75008 Paris

Services Administratifs :

10, rue de Cassini, 75008 Paris

Marque KIA
 Make _____

Modèle SEPHIA 1.6D
 Model _____

A-5539

9. CARROSSERIE / BODYWORK

901. Intérieur : a) Ventilation

<input checked="" type="checkbox"/>	oui	non
<input type="checkbox"/>	yes	no

 b) Chauffage


<input checked="" type="checkbox"/>	oui	non
<input type="checkbox"/>	yes	no
- f) Toit ouvrant optionnel

<input checked="" type="checkbox"/>	oui	non
<input type="checkbox"/>	yes	no


f1) Type SLIDING AND OPENING UPWARDS f2) Système de commande ELECTRICAL
 Type _____ Control system _____

	Avant / Front	Arrière / Rear
g) Système d'ouverture des vitres latérales Opening system for side windows	ELECTRICAL	ELECTRICAL

X) Tableau de bord
Dashboard



Y) Toit ouvrant
Sunroof



Marque
Make

KIA

Modèle
Model

SEPHIA 1.6D

A-5530

902. Extérieur :
Exterior :a) Nombre de portes 4
Number of doorsb) Hayon
Tailgate

oui yes	non no
------------	-----------

Avant / Front	Arrière / Rear
STEEL	STEEL

c) Matériau des portières
Door materiald) Matériau du capot avant
Front bonnet material

STEEL

e) Matériau du capot arrière / hayon
Rear bonnet / tailgate material

STEEL

f) Matériau de la carrosserie
Bodywork material

STEEL

h) Matériau de lunette arrière
Rear window material

HARDENED GLASS

i) Matériau des glaces de custode
Rear quarter window material

HARDENED GLASS

k) Matériau des vitres latérales
Side window material

HARDENED GLASS

HARDENED GLASS

l) Matériau du pare-choc
Material of bumper

POLYPROPYLENE

POLYPROPYLENE

XIII) PARTIES DE CARROSSERIE SYNTHÉTIQUES / SYNTHETIC PARTS OF THE BODY :

* BUMPERS (Frnt./Rr.), REAR-END EXTENSION PANEL (LH/RH),
REAR VIEW MIRROR (LH/RH), DOOR HANDLE (Frnt./Rr.), SIDE MOULDING *FEDERATION INTERNATIONALE
DE L'AUTOMOBILE

8, place de la Concorde, 75008 Paris

Services Administratifs :

3, rue Boissy d'Anglas, 75008 Paris

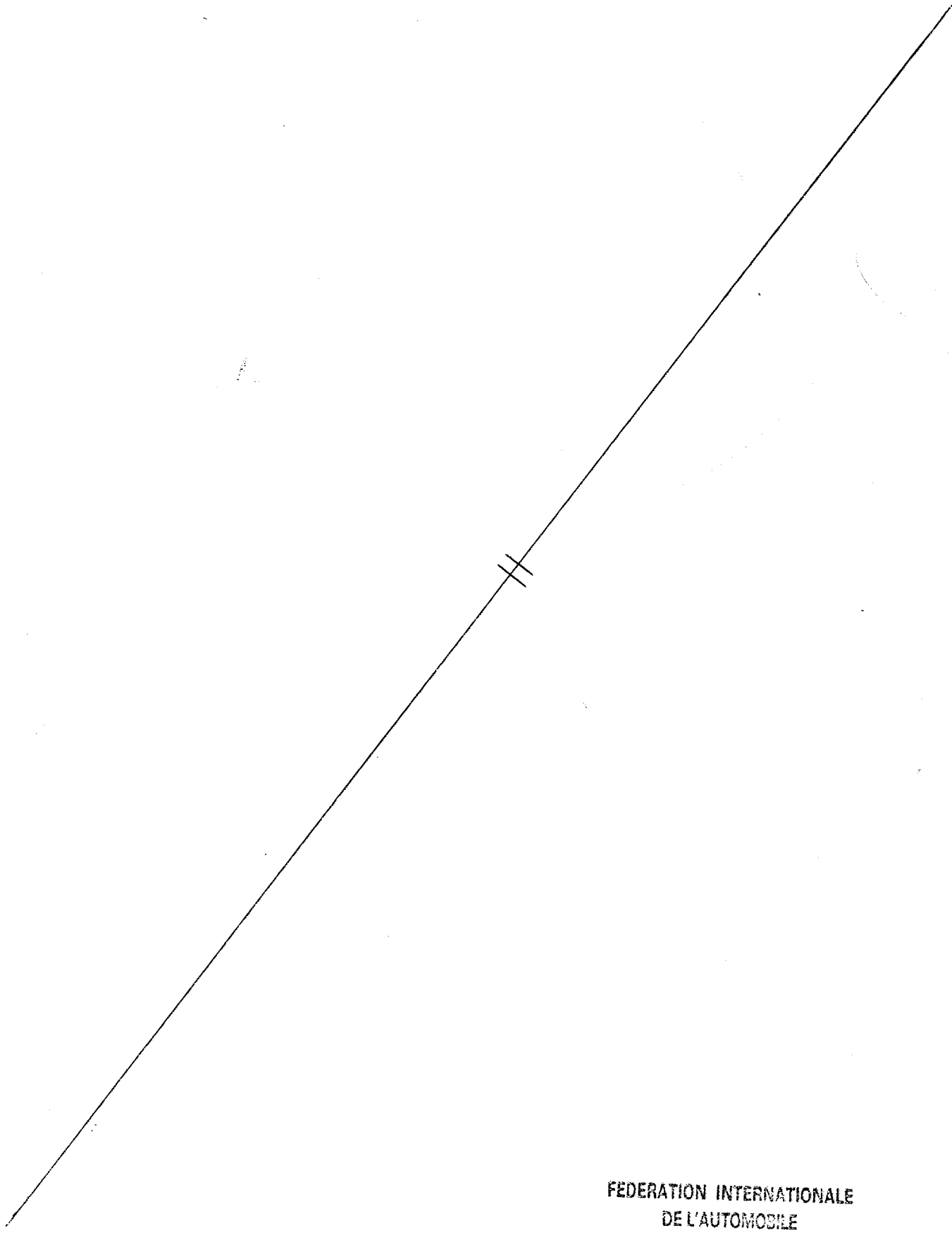
Marque
Make KIA

Modèle
Model SEPHIA 1.6D

Homologation No

A-5530

INFORMATIONS COMPLEMENTAIRES / COMPLEMENTARY INFORMATION :



© PSA - FC - 1990 - 000 01 FB 10 90

FEDERATION INTERNATIONALE
DE L'AUTOMOBILE
8, place de la Concorde, 75008 Paris
Services Administratifs :
11 bis, rue Bassin d'Asnières, 75008 Paris



FEDERATION INTERNATIONALE DU SPORT AUTOMOBILE

Homologation No
-5539

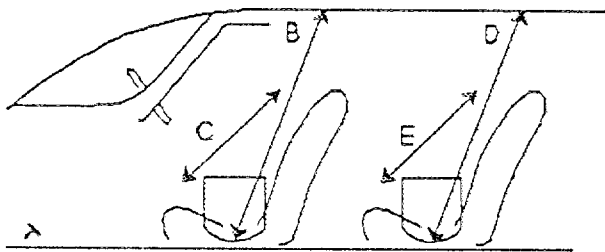
Groupe **A/B/T1**
Group

Extension No

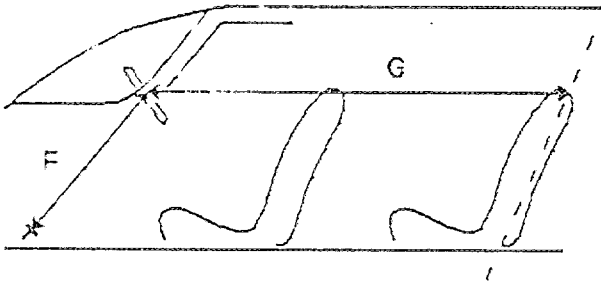
CERTIFICAT DE DIMENSIONS INTERIEURES
CERTIFICATE FOR INTERIOR DIMENSIONS

Véhicule: Constructeur KIA MOTORS CORPORATION Modèle et type SEPHIA 1.6D
Vehicte: Manufactureur Model and type

Dimensions intérieures comme définies par le Règlement d'Homologation
Interior dimensions as defined by the Homologation Regulations



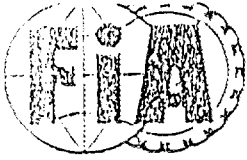
B	(Hauteur sur sièges avant) (Height above front seats)	<u>1005</u>	mm
C	(Largeur aux sièges avant) (Width at front seats)	<u>1214</u>	mm
D	(Hauteur sur sièges arrière) (Height above rear seats)	<u>898</u>	mm
E	(Largeur aux sièges arrière) (Width at rear seats)	<u>1394</u>	mm



F	(Volant - Pédale de frein) (Steering wheel - Brake pedal)	<u>654</u>	mm
G	(Volant - paroi de séparation arrière) (Steering wheel - rear bulkhead)	<u>1630</u>	mm
H	= F + G =	<u>2284</u>	mm

© FISA - FC - 1990 - 004.02.FB.10.90

**FEDERATION INTERNATIONALE
DE L'AUTOMOBILE**
8, place de la Concorde, 75008 Paris
Services Administratifs :
8 bis, rue Buisson d'Annie, 75008 Paris



FEDERATION INTERNATIONALE
DU SPORT AUTOMOBILE

A5539

Group
Group **A/B/N/T1**

Extension No
01/01V0

FICHE D'EXTENSION D'HOMOLOGATION
FORM OF HOMOLOGATION EXTENSION


- ES Evolution sportive du type / Sporting evolution of the type
- ET Evolution normale du type / Normal evolution of the type
- VF Variante de fourniture / Supply variant
- VO Variante option / Option variant
- ER Erratum / Erratum

Vehicule Constructeur **KIA MOTORS CORPORATION** Modèle et type **SEPHIA 1.6D (TIMOR)**
Vehicle Manufacturer Model and type

Homologation valable à partir du **01 SEP. 1997**
Homologation valid as from

Page no ext. Page no ext.	Article Article	Description Description

© FISA / F. Ouyet 2000 - 01001F311050



[Signature]
**FEDERATION INTERNATIONALE
 DE L'AUTOMOBILE**
 8, place de la Concorde, 75008 Paris
 Services Administratifs :
 8 bis, rue Boissy d'Anglas, 75008 Paris

Marque
Make

KIA MOTORS

Modèle
Model

SEPHIA 1.6D

Homologation No

A 5539

Extension No

01/01V0

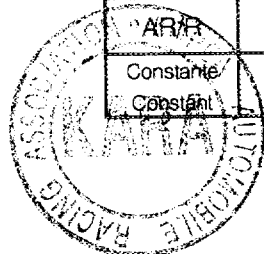
Page ou ext. Page or ext.	Article Article	Description Description
1	102. Model and type	TIMOR S-515
	103. Cylinder capacity	1498
3	303. Cycle	c)Right hand view of dismantled engine : PHOTO 1 d)Left hand view of dismantled engine : PHOTO 2 e)Engine in its compartment : PHOTO 3
4	307. Cylinder capacity	a)Unitary : 374.4 b)Total : 1498 c)Max. total allowed : 1521
	315. Maximum bore allowed	78.6
	316. Stroke	78.4
	318. Connecting rod	c)Interior diameter of the big end(without shell bearings) : 43.0 d)Length between the axes : 136.0 e)Minimum weight : 410
	319. Crankshaft	f)Diameter of bearings : 54.0 h)Minimum weight of bare crankshaft : 9,387
	320. Flywheel	b)Minimum weight with starter ring : 7,260



FEDERATION INTERNATIONALE
DE L'AUTOMOBILE

8, place de la Concorde, 75008 Paris
Services Administratifs :
8 bis rue Boissy d'Anglas 75008 Paris

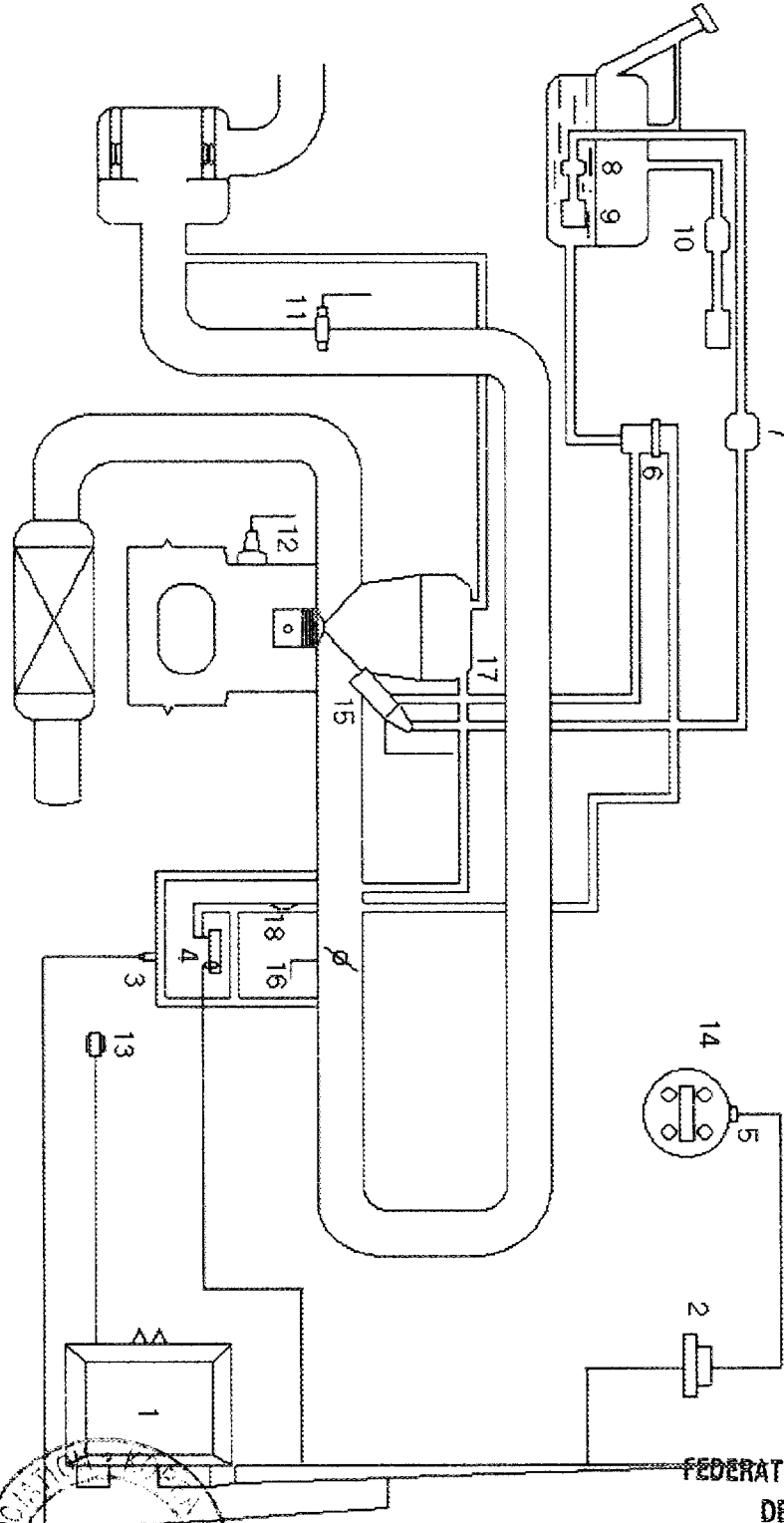
Page ou ext. Page or ext.	Article Article	Description Description																																		
5	321. Cylinder head	F)Base cylinderhead : PHOTO 4 G)Combustion chamber : PHOTO 5																																		
6	324. Fuel feed by injection	a)Make : SIEMENS d)Dimension of intake pipe at the throttle or slide location : 50.0 g)Sensors of injection system : MAP SENSOR(INTAKE PRESSURE SENSING CONTROL), THROTTLE SENSOR, WATER TEMPERATURE SENSOR, CO POTENTIO METER, AIR TEMPERATURE SENSOR, 1st CYL. DETECTION SENSOR h)Actuators of injection system : LDEL SPEED CONTROL VALVE, INJECTOR, PRESSURE REGULATOR, TWO-WAY CHECK VALVE, PCV VALVE, THROTTLE BODY H)Injection system : PHOTO 6																																		
8	328. Exhaust	c)Internal dimensions of manifold exit : 45.0 g)Valve length : 105.4 i)Intake manifold : PHOTO 7 j)Exhaust manifold : PHOTO 8																																		
13	603. Gearbox	e)Ratios <table border="1" style="margin-left: 20px;"> <thead> <tr> <th rowspan="2"></th> <th rowspan="2">nombre de dents number of teeth</th> <th colspan="2">Manuelle Manual</th> </tr> <tr> <th>rapport ratio</th> <th>constant synchro</th> </tr> </thead> <tbody> <tr> <td>1</td> <td>41/12</td> <td>3.417</td> <td>X</td> </tr> <tr> <td>2</td> <td>36/19</td> <td>1.895</td> <td>X</td> </tr> <tr> <td>3</td> <td>35/27</td> <td>1.296</td> <td>X</td> </tr> <tr> <td>4</td> <td>29/32</td> <td>0.906</td> <td>X</td> </tr> <tr> <td>5</td> <td>31/42</td> <td>0.738</td> <td>X</td> </tr> <tr> <td>6</td> <td></td> <td></td> <td></td> </tr> <tr> <td></td> <td>40/29/12</td> <td>3.333</td> <td>X</td> </tr> </tbody> </table>		nombre de dents number of teeth	Manuelle Manual		rapport ratio	constant synchro	1	41/12	3.417	X	2	36/19	1.895	X	3	35/27	1.296	X	4	29/32	0.906	X	5	31/42	0.738	X	6					40/29/12	3.333	X
	nombre de dents number of teeth	Manuelle Manual																																		
		rapport ratio	constant synchro																																	
1	41/12	3.417	X																																	
2	36/19	1.895	X																																	
3	35/27	1.296	X																																	
4	29/32	0.906	X																																	
5	31/42	0.738	X																																	
6																																				
	40/29/12	3.333	X																																	




Page ou ext. Page or ext.	Article Article	Description Description
------------------------------	--------------------	----------------------------

7

XIV) LOCATION OF SENSORS AND ACTUATORS



1. ELECTRONIC CALCULATOR (ECU)
2. IGNITION COIL
3. ISC VALVE
4. MAP SENSOR
5. DISTRIBUTOR
6. PRESSURE REGULATOR
7. FUEL FILTER (HIGH PRESSURE SIDE)
8. FUEL PUMP
9. FUEL FILTER (LOW PRESSURE SIDE)
10. TWO WAY CHECK VALVE
11. INTAKE AIR TEMPERATURE SENSOR
12. WATER THERMO METER
13. CO POTENTIO METER
14. ENG. SPEED & 1st. CYL. DETECTION SENSOR
15. INJECTOR
16. THROTTLE SENSOR
17. PCV. VALVE
18. ORIFICE.



FEDERATION INTERNATIONALE
DE L'AUTOMOBILE

8, place de la Concorde, 75008 Paris
Services Administratifs :
8 bis, rue Boissy d'Anglas, 75008 Paris

Marque
Make

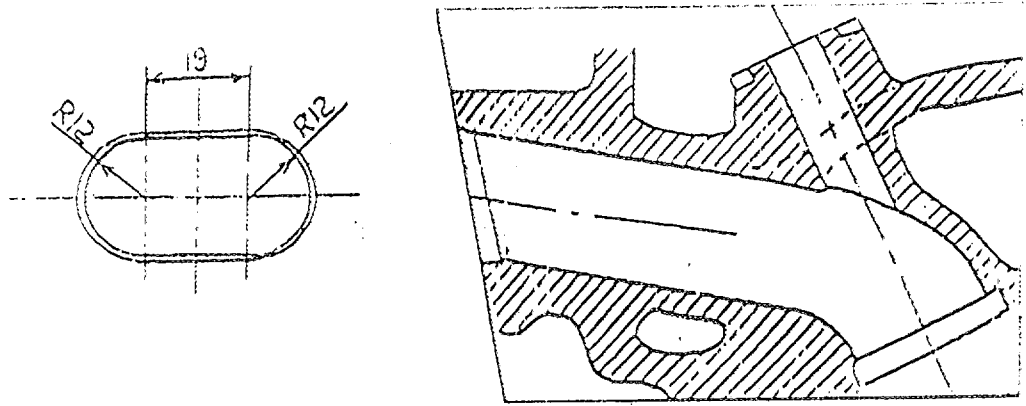
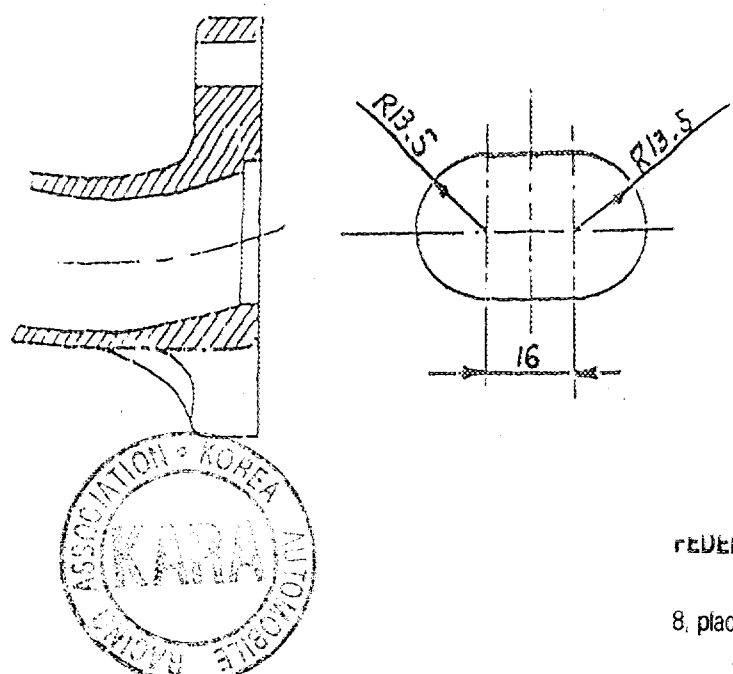
KIA MOTORS

Modèle
Model

SEPHIA 1.6D

Homologation No
A 5539

Extension No
01/01V0

Page ou ext. Page or ext.	Article Article	Description Description
9	INTAKE	<p>I) CYLINDER HEAD, MANIFOLD SIDE</p>  <p>II) MANIFOLD, CYLINDERHEAD SIDE</p>  <p>ASSOCIATION KOREA AUTOMOBILE MANUFACTURERS</p>

FEDERATION INTERNATIONALE
DE L'AUTOMOBILE

8, place de la Concorde, 75008 Paris

Services Administratifs :

8 bis, rue Boissy d'Angias, 75008 Paris

Marque
Make

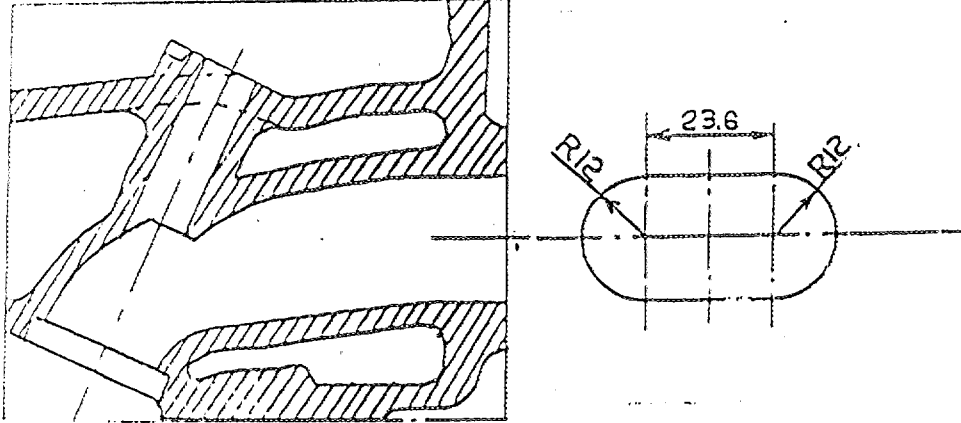
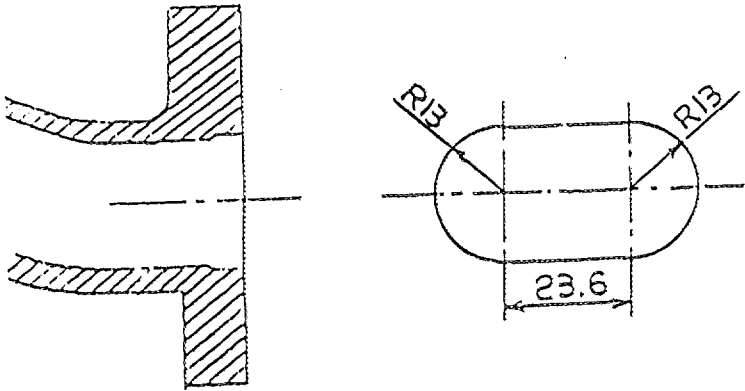

KIA MOTORS

Modèle
Model

SEPHIA 1.6D

Homologation No
A 5539

Extension No
01/01V0

Page ou ext. Page or ext.	Article Article	Description Description
10	EXHAUST	<p>III) CYLINDER HEAD, MANIFOLD SIDE</p>  <p>IV) MANIFOLD, CYLINDERHEAD SIDE</p>  

FEDERATION INTERNATIONALE
DE L'AUTOMOBILE

8, place de la Concorde, 75008 Paris

Services Administratifs :

4 bis rue Boissy d'Anglas 75008 Paris

Marque
Make

KIA MOTORS

Modèle
Model

SEPHIA 1.6D

Homologation No
A 5539

Extension No
01/01V0

Page ou ext. Page or ext.	Article Article	Description Description																																																
13	603. Gearbox	S)Gearbox casing and clutch ball housing : PHOTO 9																																																
14	605. Final drive	b)Ratio : 4.167 c)Number of teeth : 75/18																																																
15	707. Shock absorbers	U)Complete dismantled rear axle : PHOTO 10																																																
16	803. Brakes	<table border="1"> <thead> <tr> <th></th> <th>Avant/Front</th> <th>Arrière/Rear</th> </tr> </thead> <tbody> <tr> <td>f)Drum brakes</td> <td></td> <td></td> </tr> <tr> <td>f1)Internal diameter</td> <td>XXXX</td> <td>200</td> </tr> <tr> <td>f2)Number of linings per wheel</td> <td>XXXX</td> <td>2</td> </tr> <tr> <td>f3)Developed length of linings</td> <td>XXXX</td> <td>192</td> </tr> <tr> <td>f4)Width of the linings</td> <td>XXXX</td> <td>35</td> </tr> <tr> <td>g)Disc brakes</td> <td></td> <td></td> </tr> <tr> <td>g1)Number of pads per wheel</td> <td>2</td> <td>XXXX</td> </tr> <tr> <td>g2)Number of calipers per wheel</td> <td>1</td> <td>XXXX</td> </tr> <tr> <td>g3)Caliper material</td> <td>CAST-IRON</td> <td>XXXX</td> </tr> <tr> <td>g4)Thickness of new disc</td> <td>20</td> <td>XXXX</td> </tr> <tr> <td>g5)External diameter of the disc</td> <td>243</td> <td>XXXX</td> </tr> <tr> <td>g6)External diameter of pads' rubbing surfaces</td> <td>242</td> <td>XXXX</td> </tr> <tr> <td>g7)External diameter of pads' rubbing surfaces</td> <td>164</td> <td>XXXX</td> </tr> <tr> <td>g8)Overall length of the pads</td> <td>110</td> <td>XXXX</td> </tr> <tr> <td>g9)Ventilator discs</td> <td>yes</td> <td>no</td> </tr> </tbody> </table>		Avant/Front	Arrière/Rear	f)Drum brakes			f1)Internal diameter	XXXX	200	f2)Number of linings per wheel	XXXX	2	f3)Developed length of linings	XXXX	192	f4)Width of the linings	XXXX	35	g)Disc brakes			g1)Number of pads per wheel	2	XXXX	g2)Number of calipers per wheel	1	XXXX	g3)Caliper material	CAST-IRON	XXXX	g4)Thickness of new disc	20	XXXX	g5)External diameter of the disc	243	XXXX	g6)External diameter of pads' rubbing surfaces	242	XXXX	g7)External diameter of pads' rubbing surfaces	164	XXXX	g8)Overall length of the pads	110	XXXX	g9)Ventilator discs	yes	no
	Avant/Front	Arrière/Rear																																																
f)Drum brakes																																																		
f1)Internal diameter	XXXX	200																																																
f2)Number of linings per wheel	XXXX	2																																																
f3)Developed length of linings	XXXX	192																																																
f4)Width of the linings	XXXX	35																																																
g)Disc brakes																																																		
g1)Number of pads per wheel	2	XXXX																																																
g2)Number of calipers per wheel	1	XXXX																																																
g3)Caliper material	CAST-IRON	XXXX																																																
g4)Thickness of new disc	20	XXXX																																																
g5)External diameter of the disc	243	XXXX																																																
g6)External diameter of pads' rubbing surfaces	242	XXXX																																																
g7)External diameter of pads' rubbing surfaces	164	XXXX																																																
g8)Overall length of the pads	110	XXXX																																																
g9)Ventilator discs	yes	no																																																
17																																																		



FEDERATION INTERNATIONALE
DE L'AUTOMOBILE

8, place de la Concorde, 75008 Paris
Services Administratifs :
9 bis, rue Boissy d'Anglas, 75008 Paris

Marque
Make

KIA MOTORS

Modèle
Model

SEPHIA 1.6D


Homologation No

A 5539

Extension No

01/01V0

Page ou ext. Page or ext.	Article Article	Description Description
17	603. Brakes	W)Rear brake : PHOTO 11
18	901. Interior	f)Optional sun roof : no f1)Type : XXXX f2)Control system : XXXX



FEDERATION INTERNATIONALE
DE L'AUTOMOBILE

8, place de la Concorde, 75008 Paris

Services Administratifs :

9 bis rue Boissy d'Anglas, 75008 Paris

Marque
Make

KIA MOTORS

Modèle
Model

SEPHIA 1.6D

Matriculation No

A 5539

Extension No

01/01V0

PHOTO N° 1




PHOTO N° 2




PHOTO N° 3




PHOTO N° 4




PHOTO N° 5





PHOTO N° 6



FEDERATION INTERNATIONALE
DE L'AUTOMOBILE

8, place de la Concorde, 75008 Paris

Services Administratifs :

2 bis rue Boissy d'Anglas 75008 Paris

Marque
Make

KIA MOTORS

Modèle
Model

SEPHIA 1.6D

Homologation No

A 5539

Extension No

01/01V0

PHOTO N° 7




PHOTO N° 8




PHOTO N° 9




PHOTO N° 10




PHOTO N° 11






PHOTO No




FEDERATION INTERNATIONALE
DE L'AUTOMOBILE

8, place de la Concorde, 75008 Paris

Services Administratifs :

8 bis, rue Boissy d'Anglas 75008 Paris



FEDERATION INTERNATIONALE
DE L'AUTOMOBILE

Homologation N°

A-5539

Groupe
Group

A/B/N

Extension N°

02/01 ER

FICHE D'EXTENSION D'HOMOLOGATION
FOR OF HOMOLOGATION EXTENSION

- ES Evolution sportive du type / Sporting evolution of the type VO Variante option / Option variant
- ET Evolution normale du type / Normal evolution of the type ER Erratum / Erratum
- VF Variante de fourniture / Supply variant

Véhicule : Constructeur KIA MOTORS CORPORATION Modèle et type SEPHIA 1.6D
Vehicle : Manufacturer _____ Model and type _____

Homologation valable à partir du 01 SEP. 1997
Homologation valid as from _____

Page or ext.	Article	Description																																						
01/01 VO	603e	<p>Replace the gearbox with the following one :</p> <table border="1"> <thead> <tr> <th rowspan="2"></th> <th rowspan="2">nombre de dents number of teeth</th> <th colspan="2">Manuelle Manual</th> </tr> <tr> <th>rapport ratio</th> <th>1st start Endure</th> </tr> </thead> <tbody> <tr> <td>1</td> <td>41/12</td> <td>3.417</td> <td>X</td> </tr> <tr> <td>2</td> <td>36/10</td> <td>1.805</td> <td>X</td> </tr> <tr> <td>3</td> <td>35/27</td> <td>1.296</td> <td>X</td> </tr> <tr> <td>4</td> <td>30/31</td> <td>0.968</td> <td>X</td> </tr> <tr> <td>5</td> <td>32/41</td> <td>0.780</td> <td>X</td> </tr> <tr> <td>6</td> <td></td> <td></td> <td></td> </tr> <tr> <td>AR/R</td> <td>40/29/12</td> <td>3.333</td> <td>X</td> </tr> <tr> <td>Constante Constant</td> <td></td> <td></td> <td></td> </tr> </tbody> </table>		nombre de dents number of teeth	Manuelle Manual		rapport ratio	1st start Endure	1	41/12	3.417	X	2	36/10	1.805	X	3	35/27	1.296	X	4	30/31	0.968	X	5	32/41	0.780	X	6				AR/R	40/29/12	3.333	X	Constante Constant			
	nombre de dents number of teeth	Manuelle Manual																																						
		rapport ratio	1st start Endure																																					
1	41/12	3.417	X																																					
2	36/10	1.805	X																																					
3	35/27	1.296	X																																					
4	30/31	0.968	X																																					
5	32/41	0.780	X																																					
6																																								
AR/R	40/29/12	3.333	X																																					
Constante Constant																																								

J. C. Dreyer
FEDERATION INTERNATIONALE
DE L'AUTOMOBILE
8, place de la Concorde, 75008 Paris
Services Administratifs :
8 bis rue Boissy d'Anglas, 75008 Paris