



FEDERATION INTERNATIONALE DU SPORT AUTOMOBILE

Homologation N°

N - 5388 N

FN-023

FICHE COMPLEMENTAIRE D'HOMOLOGATION EN GROUPE «N»
COMPLEMENTARY HOMOLOGATION FORM FOR GROUP «N»

Homologation valable à partir du 01 MAI 1989 prononcée par FISA
Homologation valid as from _____ decided by _____

En complément de la fiche de Gr. A n° 5388
In addition to the Gr. A from n° _____

IMPORTANT:

La présente fiche comporte toutes informations complémentaires à la fiche d'homologation de base de Gr. A pour la participation du véhicule en groupe «N». En cas d'information contradictoire, seule l'information figurant sur la présente fiche complémentaire est à prendre en considération pour le Groupe «N».

IMPORTANT:

This form includes all the additional information to the basic Group A homologation form for the participation of the vehicle in Group «N». In the case of contradictory information, only the information appearing on the present additional form is to be taken into consideration for Group «N».

1. DEFINITIONS

101. Constructeur MITSUBISHI MOTORS CORP.
Manufacturer _____

102. Dénomination(s) commerciale(s) – Modèle et type MIRAGE 1600 (C53A)
Commercial name(s) – Type and model _____



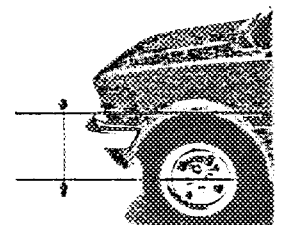
103. Cylindrée totale 1595.9 cm³
Cylinder capacity _____

2. DIMENSIONS, POIDS / DIMENSIONS, WEIGHTS

201. Poids minimum 935 kg
Minimum weight _____

205. Hauteur minimum centre moyeu de roue /
ouverture du passage de roue
Minimum height center hub /
wheel arch opening

AV
Front 364 mm
AR
Rear 364 mm



Marque MITSUBISHI Modéle MIRAGE (C53A) N° Homol. N-5388 N
 Make _____ Model: _____

207. Voie maximum AV AR
 Maximum track Front 1430 mm Rear 1430 mm

208. Garde au sol minimum Endroit de la mesure
 Minimum ground clearance XXXX mm Where measured XXXX

3. MOTEUR / ENGINE

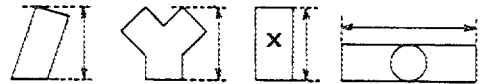
302. Nombre de supports
 Number of supports 4

308. Volume minimal total d'une chambre de combustion
 Total minimum volume of a combustion chamber 43.3 cm³

309. Volume minimum d'une chambre de combustion dans la culasse
 Minimum volume of a combustion chamber in the cylinderhead 43.7 cm³

310. Rapport volumétrique maximum (par rapport à l'unité)
 Maximum compression ratio (in relation with the unit) 10.2 : 1

311. Hauteur minimum du bloc-cylindres
 Minimum height of the cylinder block 275.0 mm



313. Chemises b) Matériau
 Sleeves Material XXXX

317. Piston a) Matériau
 Piston Material Aluminum alloy

b) Nombre de segments
 Number of rings 3

c) Poids minimum
 Minimum weight 318 g

d) Distance de la médiane de l'axe au sommet du piston
 Distance from gudgeon pin center line to highest point of piston crown 35.7 ± 0.1 mm



e) Distance (+/-) entre le sommet du piston au PMH et le plan de joint du bloc-cylindre
 Distance (+/-) between the top of the piston at TDC and the gasket plane of the cylinderblock 3.2 ± 0.15 mm

f) Volume de l'évidement du piston
 Piston groove volume 0 ± 0.5 cm³

319. Vilebrequin i) Diamètre maximum des manetons
 Crankshaft Maximum diameter of big end journals φ 45.0 mm

320. Volant moteur
 Flywheel
 c) Poids minimum avec couronne de démarreur et embrayage complet
 Minimum weight of the flywheel with starter ring and complete clutch XXXX g

321. Culasse: c) Hauteur minimum
 Cylinderhead: Minimum height 132 mm
 d) Endroit de la mesure
 Where measured Sealing surface cylinder block/head Sealing surface valve cover



Marque Make MITSUBISHI

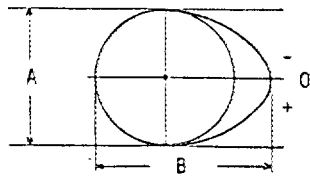
Modèle Model MIRAGE (C53A)

N° Homol. N-5388 **N**

322. Epaisseur du joint de culasse serré Thickness of the tightened cylinderhead gasket 1.25 ± 0.2 mm

325. Arbre à cames e) Diamètre des paliers Camshaft Diameter of bearings ϕ 26.0 $\begin{matrix} +0.03 \\ -0.05 \end{matrix}$ mm

g) Dimensions de la came Admission: A = 30.0 ± 0.1 mm
 Inlet: B = 35.5 ± 0.1 mm
 Echappement Exhaust: A = 30.0 ± 0.1 mm
 Exhaust: B = 35.5 ± 0.1 mm





326. Distribution a) Jeu théorique pour la distribution Admission Inlet 0 mm Echappement Exhaust 0 mm
 Timing Theoretical timing clearance

b) Avance à l'ouverture (avec jeu théorique (326 a)) Valves open at (with theoretical timing clearance (326 a))
 Admission Inlet 21 ± 1 ° avant/après PMH before/after TDC Echappement Exhaust 54.5 ± 1 ° avant/après PMB before/after BDC

c) Retard à la fermeture (avec jeu théorique (326 a)) Valves closes at (with theoretical timing clearance (326 a))
 Admission Inlet 51 ± 1 ° avant/après PMB before/after BDC Echappement Exhaust 17.5 ± 1 ° avant/après PMH before/after TDC

d) Levée de came en mm (arbre démonté) Cam lifts in mm (dismounted camshaft) (dessin/drawing art. 325)

Admission / Inlet		Echappement / Exhaust	
0 = <u>5.5</u> mm		0 = <u>5.5</u> mm	
- 5° = <u>5.4</u> mm	+ 5° = <u>5.4</u> mm	- 5° = <u>5.4</u> mm	+ 5° = <u>5.4</u> mm
- 10° = <u>5.1</u> mm	+ 10° = <u>5.2</u> mm	- 10° = <u>5.2</u> mm	+ 10° = <u>5.1</u> mm
- 15° = <u>4.7</u> mm	+ 15° = <u>4.7</u> mm	- 15° = <u>4.7</u> mm	+ 15° = <u>4.7</u> mm
- 30° = <u>2.4</u> mm	+ 30° = <u>2.8</u> mm	- 30° = <u>2.8</u> mm	+ 30° = <u>2.4</u> mm
- 45° = <u>0.6</u> mm	+ 45° = <u>0.9</u> mm	- 45° = <u>0.9</u> mm	+ 45° = <u>0.6</u> mm
- 60° = <u>0.1</u> mm	+ 60° = <u>0.1</u> mm	- 60° = <u>0.1</u> mm	+ 60° = <u>0.0</u> mm
- 75° = <u>0.0</u> mm	+ 75° = <u>0.0</u> mm	- 75° = <u>0.0</u> mm	+ 75° = <u>0.0</u> mm
- 90° = <u>0.0</u> mm	+ 90° = <u>0.0</u> mm	- 90° = <u>0.0</u> mm	+ 90° = <u>0.0</u> mm
- 105° = <u>0.0</u> mm	+ 105° = <u>0.0</u> mm	- 105° = <u>0.0</u> mm	+ 105° = <u>0.0</u> mm
- 120° = <u>0.0</u> mm	+ 120° = <u>0.0</u> mm	- 120° = <u>0.0</u> mm	+ 120° = <u>0.0</u> mm
- 135° = <u>0.0</u> mm	+ 135° = <u>0.0</u> mm	- 135° = <u>0.0</u> mm	+ 135° = <u>0.0</u> mm
- 150° = <u>0.0</u> mm	+ 150° = <u>0.0</u> mm	- 150° = <u>0.0</u> mm	+ 150° = <u>0.0</u> mm



e) Levée de soupape en mm avec jeu théorique de distribution (art. 326 a)
 Valve lift in mm with theoretical timing clearance (art. 326 a)

Admission / Inlet

Echappement / Exhaust

Art. 326 b) = 21 ± 2 avant/après PMH = 0.0 mm
 before/after TDC

+ 20°	=	2.5	mm
+ 40°	=	7.4	mm
+ 60°	=	9.3	mm
+ 80°	=	8.1	mm
+ 100°	=	3.7	mm
+ 120°	=	0.2	mm
+ 140°	=	0.0	mm
+ 160°	=	0.0	mm
+ 180°	=	0.0	mm
+ 200°	=	0.0	mm
+ 220°	=	0.0	mm
+ 240°	=	0.0	mm
+ 260°	=	0.0	mm
+ 280°	=	0.0	mm
+ 300°	=	0.0	mm
+ 320°	=	0.0	mm
+ 340°	=	0.0	mm
+ 360°	=	0.0	mm

Art. 326 b) = 54.5 ± 2 avant/après PMB = 0.0 mm
 before/after BDC

+ 20°	=	2.2	mm
+ 40°	=	7.0	mm
+ 60°	=	9.4	mm
+ 80°	=	8.4	mm
+ 100°	=	4.2	mm
+ 120°	=	0.2	mm
+ 140°	=	0.0	mm
+ 160°	=	0.0	mm
+ 180°	=	0.0	mm
+ 200°	=	0.0	mm
+ 220°	=	0.0	mm
+ 240°	=	0.0	mm
+ 260°	=	0.0	mm
+ 280°	=	0.0	mm
+ 300°	=	0.0	mm
+ 320°	=	0.0	mm
+ 340°	=	0.0	mm
+ 360°	=	0.0	mm


327. Admission h) Nombre de ressorts par soupape
 Inlet Number of springs per valve

1

- i) Caractéristiques des ressorts: Sous une charge de 30.0/76.5 kg, la longueur max. du ressort est de 40.0/29.7 mm
 Spring characteristics: Under a load of 30.0/76.5 kg, the max. length of the spring is 40.0/29.7 mm
- Caractéristiques des ressorts: Sous une charge de XXXX kg, la longueur max. du ressort est de XXXX mm
 Spring characteristics: Under a load of XXXX kg, the max. length of the spring is XXXX mm
- k) Diamètre extérieur des ressorts 28.2 ± 0.2 mm
 Exterior diameter of the springs
- m) Diamètre du fil des ressorts 4.5x3.7(±0.1) mm
 Diameter of spring wire (Oval Shape)
- l) Nombre de spires des ressorts 7.7
 Number of spring coils
- n) Longueur libre maximum des ressorts 48.3 mm
 Maximum free length of the springs

328. Echappement
 Exhaust

- c) Diamètre de(s) sortie(s) du collecteur 40 mm
 Diameter of the manifold exit(s)
- k) Caractéristiques des ressorts: Sous une charge de 30.0/76.5 kg, la longueur max. du ressort est de 40.0/29.7 mm
 Spring characteristics: Under a load of 30.0/76.5 kg, the max. length of the spring is 40.0/29.7 mm
- l) Diamètre extérieur des ressorts 28.2 ± 0.2 mm
 Exterior diameter of the springs
- n) Diamètre du fil des ressorts 4.5x3.7(±0.1) mm
 Diameter of spring wire (Oval Shape)
- i) Nombre de ressorts par soupape 1
 Number of springs per valve
- m) Nombre de spires des ressorts 7.7
 Number of spring coils
- o) Longueur libre maximum des ressorts 48.3 mm
 Maximum free length of the springs



Marque MITSUBISHI Modèle MIRAGE (C53A) N° Homol. N - 5388 N
 Make MITSUBISHI Model MIRAGE (C53A) No Homol. N - 5388 N

5. EQUIPEMENT ELECTRIQUE / ELECTRICAL EQUIPEMENT

501. Batterie(s) b) Tension 12 V c) Emplacement Engine compartment
 Battery(ies) Tension _____ Location _____

502. Génératrice(s) a) Nombre 1
 Generator(s) Number _____
 b) Type Alternator c) Système d'entraînement Belt
 Type _____ Drive system _____

503. Phares escamotables: a) oui/non b) Système de commande
 Retractable headlights: yes/no Drive system xxxx

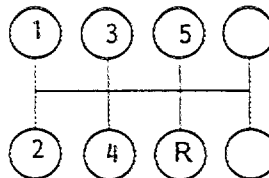
6. TRANSMISSION / DRIVE

602. Embrayage a) Type Dry single plate d) Diamètre du(des) disque(s) _____
 Clutch Type _____ Diameter of the plate(s) ∅ 200 ± 2.0 mm


603. Boîte de vitesse
 Gearbox
 e) rapports ratios

	Manuelle / Manual			Automatique / Automatic		
	rappports ratio	nombre de dents/ number of teeth	synchro.	rappports ratio	nombre de dents/ number of teeth	synchro.
1	3.38	37/12	x			
2	2.14	37/19	x			
3	1.14	36/28	x			
4	1.03	31/33	x			
5	0.83	28/37	x			
AR/R	3.38	37/26 x26/12				
Constante Constant.	1.10	34/31				

f) Grille de vitesse
 Gear change gate



605. Couple final b) Rapport 4.188 : 1 c) Nombre de dents 67/16
 Final drive Ratio _____ Number of teeth _____



Marque MITSUBISHI
 Make MITSUBISHI

Modèle MIRAGE (C53A)
 Model MIRAGE (C53A)

N° Homol. N - 5388 **N**

7. SUSPENSION / SUSPENSION

**702. Ressorts hélicoïdaux
 Helical springs**

- a) Matériau
Material
- b) Type progressif
Progressive type
- c) Longueur libre minimale
Minimal free length
- d) Nombre de spires
Number of coils
- e) Diamètre du fil
Diameter of the wire
- f) Diamètre extérieur
Exterior diameter

AV / Front	AR / Rear
Steel	Steel
oui /non yes/no	oui /non yes/no
_____ XXXX _____ mm	_____ XXXX _____ mm
_____ XXXX _____	_____ XXXX _____ mm
_____ XXXX _____ mm	_____ XXXX _____ mm
_____ XXXX _____ mm	_____ XXXX _____ mm

g) Caractéristiques des ressorts: Sous une charge de _____ kg, la longueur min. du ressort AV est de _____ mm
 Spring characteristics: Under a load of **XXXX** kg, the min. length of the front spring is **XXXX** mm
 Sous une charge de _____ kg, la longueur min. du ressort AR est de _____ mm
 Under a load of **XXXX** kg, the min. length of the rear spring is **XXXX** mm

**703. Ressorts à lames
 Leaf springs**

A = Lame maîtresse / X = lame auxiliaire
 2 = 2^e lame / 3 = 3^e lame / 4 = 4^e lame / 5 = 5^e lame


A = major leaf / X = auxiliary leaf
 2 = 2nd leaf / 3 = 3rd leaf / 4 = 4th leaf / 5 = 5th leaf

- a) Matériau
Material
- b) Nombre d'étriers
Number of spring hangers
- c) Longueur libre minimum
Minimum free length
- d) Largeur maximum
Maximum width
- e) Epaisseur
Thickness
- f) Courbure verticale maximale
Maximum vertical curve

A	2	3
_____	_____	_____
_____ mm	_____ mm	_____ mm
_____ mm	_____ mm	_____ mm
_____ mm	_____ mm	_____ mm
_____ mm	_____ mm	_____ mm

- a) Matériau
Material
- b) Nombre d'étriers
Number of spring hangers
- c) Longueur libre minimum
Minimum free length
- d) Largeur maximum
Maximum width
- e) Epaisseur
Thickness
- f) Courbure verticale maximale
Maximum vertical curve

4	5	X
_____	_____	_____
_____ mm	_____ mm	_____ mm
_____ mm	_____ mm	_____ mm
_____ mm	_____ mm	_____ mm
_____ mm	_____ mm	_____ mm



Marque MITSUBISHI
 Make

Modèle MIRAGE (C53A)
 Model

N° Homol. N - 5388 N

8. TRAIN ROULANT / RUNNING GEAR

801. Roues
 Wheels

- a) Diamètre
 Diameter
- b) Largeur
 Width
- c) Marque et type
 Make and type
- d) Matériau
 Material
- e) Poids unitaire
 Unitary weight
- f) Dépot entre plan de montage
 et extrémité intérieure
 Offset between mounting
 and extreme inner face

AV / Front	AR / Rear	Secours / Spare
14 "	14 "	15 "
355.6 mm	355.6 mm	381 mm
5.5 "	5.5 "	4.0 "
139.7 mm	139.7 mm	101.6 mm
TOPY	TOPY	CENTRAL
Steel	Steel	Steel
8.9 kg	8.9 kg	7.6 kg
129 ± 2.0 mm	129 ± 2.0 mm	111 ± 2.0 mm

802. Emplacement de la roue de secours
 Location of the spare wheel

Rear cargo space

9. CARROSSERIE / BODYWORK

901. Intérieur
 Interior

c) Climatisation
 Air conditioning

oui/non
 yes/no

- d) Sièges
 Seats
- d1) Type
 Type
- d2) Appui-tête
 Headrest
- d3) Poids
 Weight

AR / Rear	AV / Front
Bench, Split	Separate
oui/non yes/no	oui/non yes/no
17.2 ± 1.0 kg	11.2 ± 1.0 kg

d4) Siège AR rabattable
 Car rear seat be folded

oui/non
 yes/no

e) Piège arrière
 Rear ledge

oui/non
 yes/no


e1) Matériau
 Material

Plastics, Paper hard board, Carpet

902. Extérieur
 Exterior

n) Essuie-glace AR
 Rear wiper

oui/non
 yes/no



Marque MITSUBISHI
Make


Modèle MIRAGE (C53A)
Model

N° Homol. N-5388 N

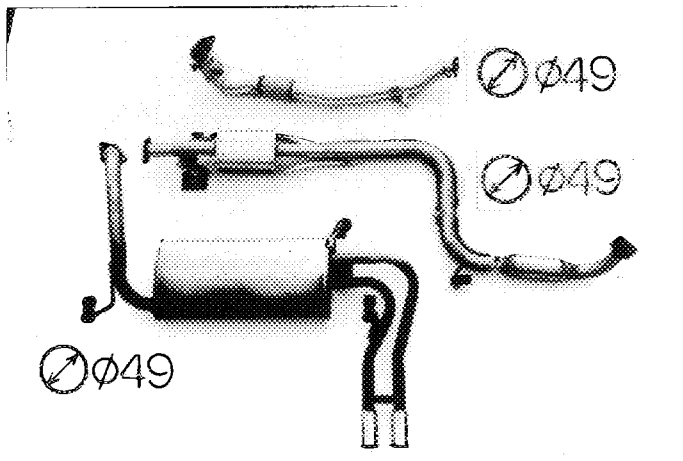
PHOTOS / PHOTOS

Moteur / Engine

AA) Piston de profil
Piston profile




BB) Echappement complet
Complete exhaust system




Transmission / Transmission

CC) Embrayage complet
Complete clutch




Train roulant / Running gear

DD) Roue nue (vue de 3/4)
Bare wheel (3/4 view)




EE) Roue de secours dans son emplacement
Spare wheel in its location



Carrosserie / Bodywork

FF) Siège démonté avec ses accessoires
Dismounted seat with its accessories



Make
会社名 MITSUBISHI

Model
型式 MIRAGE (C53A)


No Homol. N-5388 N

PHOTOS / 写真

No Ext. _____

JAF公認番号 _____

Front stabilizer



Rear stabilizer

