

F.I.A. Recognition No. 5184
Group 1 - Series - Production



Touring

ROYAL AUTOMOBILE CLUB

31, Belgrave Square, London, S.W.1

Form of recognition in accordance with appendix J to the International Sporting Code of the
FEDERATION INTERNATIONALE DE L'AUTOMOBILE

Manufacturer FORD MOTOR COMPANY LIMITED Cylinder-capacity 1599.6 cm.³ 97.6 in.³
Serial No. of chassis/body BA97GJ 04444 Model CORTINA 1600E (R.H.D. or L.H.D.)
Serial No. of engine 6K24 Manufacturer FORD
Recognition is valid from 1st Jan. '68 Manufacturer FORD
The manufacturing of the model described in this recognition form started on 1st July 1967
and the minimum production of 5000 identical cars, in accordance with the specifications of
this form was reached on 30th November 1967. List 1968/1

Photograph A, $\frac{3}{4}$ view of car from front



F.I.A. Stamp



R.A.C. Stamp


B




C




D




E




F



G




H




I




J



K




L




M



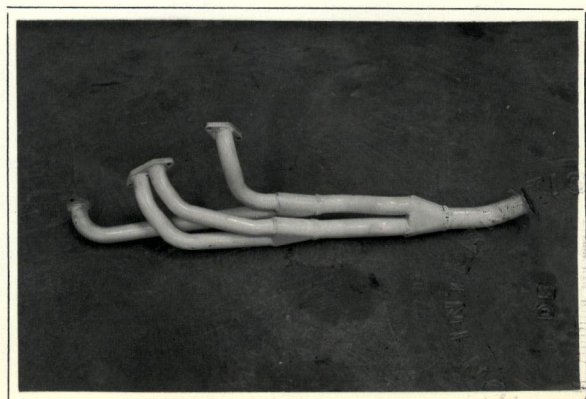

N




O



P



Dia. of outlet pipe = 1.531 ins.
38.908 mm.

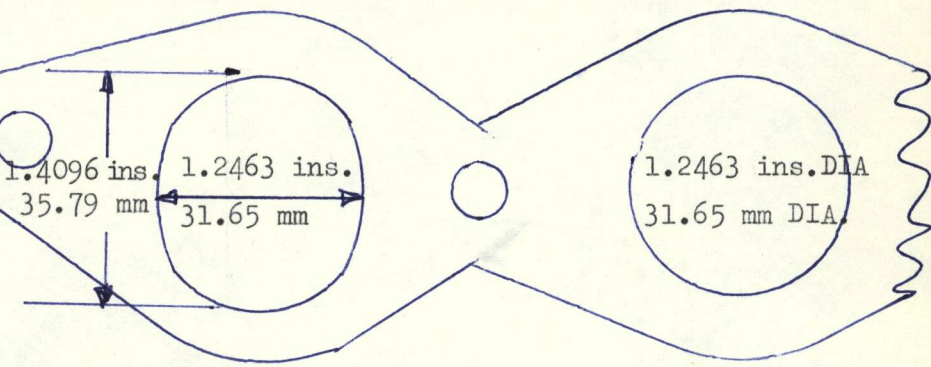


Make..... FORD.....

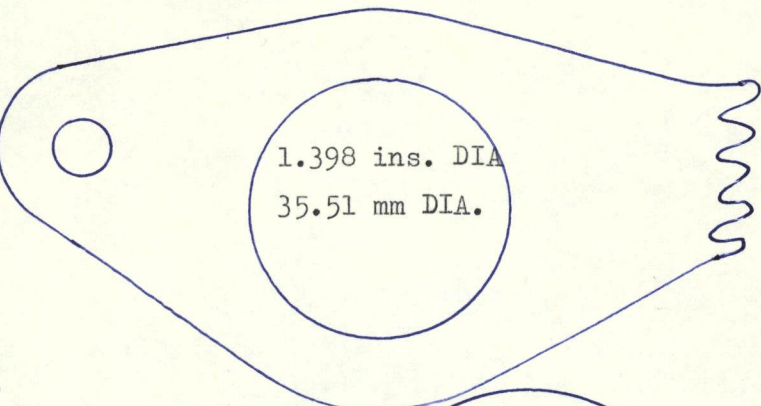
Model..... CORTINA 1600E.....

F.I.A. Rec. No.....

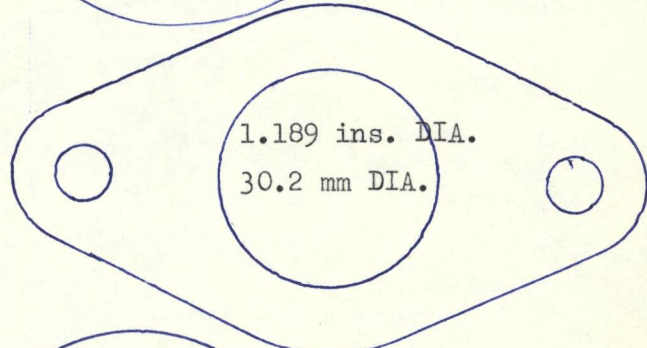
Drawing inlet manifold ports, side of cylinderhead. Indicate scale or dimensions and manufacturing tolerance.



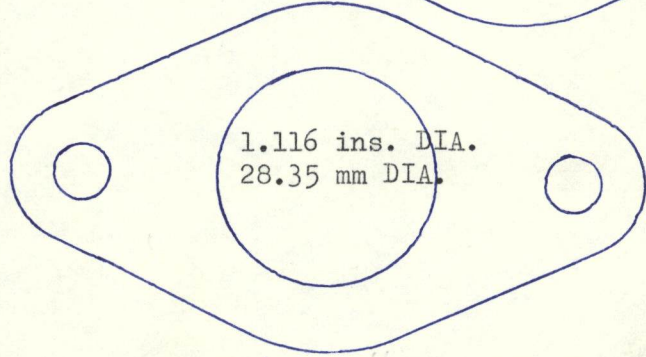
Drawing of entrance to inlet port of cylinderhead. Indicate scale or dimensions and manufacturing tolerance.



Drawing of exhaust manifold ports, side of cylinderhead. Indicate scale or dimensions and manufacturing tolerance.



Drawing of exit to exhaust port of cylinderhead. Indicate scale or dimensions and manufacturing tolerance.



± 30 thou.



Make FORD

Model CORTINA 1600E

F.I.A. Rec. No.

NOTE 1.

All dimensions must be given in two measuring systems, see Note 3.

CAPACITIES AND DIMENSIONS

- | | | | | | |
|------------------------------|-------------|-----------------------------|-------------|-------|--------|
| 1. Wheelbase | 2495.35 mm. | 98.25 | inches | | |
| 2. Front track \pm 25.4 mm | 1.0 in. | 3. Rear track \pm 25.4 mm | 1.0 in. | | |
| 1390.65 mm. | 54.75 | inches | 1352.55 mm. | 53.25 | inches |

Measurement from rocker panel to road

FRONT

215.9 mm
8.5 in.

REAR

234.86 mm
9.25 in.
See Note 2



- | | | | | | |
|--|-------------|-------|------------|------|------------|
| 4. Overall length of the car | 426.72 cm. | 168.0 | inches | | |
| 5. Overall width of the car | 164.87 cm. | 64.9 | inches | | |
| 6. Overall height of the car | 136.92 cm. | 53.9 | inches | | |
| 7. Capacity of fuel tank (reserve included) | 45.46 ltrs. | 12.0 | gall. U.S. | 10.0 | gall. Imp. |
| 8. Seating Capacity. | 4 | | | | |
| 9. Weight. Total weight of the car with normal equipment, water, oil, and spare wheel but without fuel or repair tools : | 845 kg. | 1860 | lbs. | 16.6 | cwts. |


NOTE 2.

Differences in track caused by the use of other wheels with different rim widths must be stated when recognition is requested for the wheels concerned. Specify ground clearance in relation to the track and give drawing of two easily recognisable points at front and rear at which measurements are taken. These ground clearance dimensions are only for information when checking the track and can in no way affect the eligibility of the car.

NOTE 3.

CONVERSION TABLE

1 inch/pouce	— 2.54	cm.	1 quart US	— 0.9464	ltrs.
1 foot/pied	— 30.4794	cm.	1 pint (pt)	— 0.568	ltrs.
1 sq. inch/pouce carre	— 6.452	cm. ²	1 gallon Imp.	— 4.546	ltrs.
1 cubic inch/pouce cube	— 16.387	cm. ³	1 gallon US	— 3.785	ltrs.
1 pound/livre (lb)	— 453.593	gr.	1 hundred weight (cwt.)	— 50.802	kg.



CHASSIS AND COACHWORK (Photographs A, B and C)

- 20. Chassis/body construction: ~~separate~~/unitary construction
- 21. Unitary construction, material(s) Steel
- 22. Separate construction, Material(s) of chassis Steel
- 23. Material(s) of coachwork Steel
- 24. Number of doors 4 Material(s) Steel
- 25. Material(s) of bonnet Steel
- 26. Material(s) of boot lid Steel
- 27. Material(s) of rear-window Toughened glass
- 28. Material(s) of windscreen Laminated or toughened glass
- 29. Material(s) of front-door windows Toughened glass
- 30. Material(s) of rear-door windows Toughened glass
- 31. Sliding system of door windows Rotating handles
- 32. Material(s) of rear-quarter light N/A

ACCESSORIES AND UPHOLSTERY

- 38. Interior heating : ~~yes~~~~no~~ optional
- 39. Air conditioning : ~~yes~~— no
- 40. Ventilation : yes — ~~no~~
- 41. Front seats, type of seat and upholstery PVC.....
- 42. Weight of front seat(s), complete with supports and rails, out of the car :

7.95	kg.	17.5	lbs.
------	-----	------	------
- 43. Rear seats, type of seat and upholstery PVC
- 44. Front bumper, material(s) Steel Weight

2.6	kg.	5.75	lbs.
-----	-----	------	------
- 45. Rear bumper, material(s) Steel Weight

2.5	kg.	5.35	lbs.
-----	-----	------	------

WHEELS

- 50. Type Pressed steel disc 'J' rim section
- 51. Weight (per wheel, without tyre)

6.577	kg.	14.5	lbs.
-------	-----	------	------
- 52. Method of attachment 4 taper nuts fixing
- 53. Rim diameter 330.2 mm. 13.0 ins. 54. Rim width 139.7 mm. 5.50 ins.

STEERING

- 60. Type Recirculatory ball
- 61. Servo-assistance : ~~yes~~— no
- 62. Number of turns of steering wheel from lock to lock 3
- 63. In case of servo-assistance N/A



SUSPENSION

70. Front suspension (photograph D), type **Independent McPherson combined with torque reactor and stabiliser bar.**
71. Type of spring **Coil**
72. Stabiliser (if fitted) **Integral with lower arms**
73. Number of shock absorbers **2**
74. Type **Integral suspension leg, telescopic double acting.**
78. Rear suspension (photograph E), type **Hotchkiss drive**
79. Type of spring **Multi-leaf semi elliptic**
80. Stabiliser (if fitted) **Trailing links**
81. Number of shock absorbers **2**
82. Type **Telescopic double acting**

BRAKES (photographs F and G)

90. Method of operation **Hydraulic**
91. Servo-assistance (if fitted), type **N/A**
92. Number of hydraulic master cylinders **single or dual**
93. Number of cylinders per wheel **2**

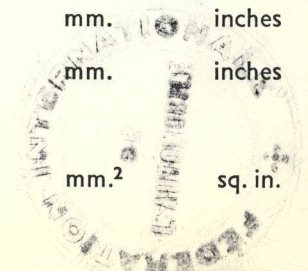
	FRONT	REAR
94. Bore of wheel cylinder(s)	54.0 mm. 2.126 inches	19.05 mm. 0.75 inches

Drum Brakes

95. Inside diameter	mm.	inches	228.6 mm.	9.00 inches
96. Length of brake linings	mm.	inches	218.9 mm.	8.62 inches
97. Width of brake linings	mm.	inches	44.45 mm.	1.75 inches
98. Number of shoes per brake				
99. Total area per brake	mm. ²	sq. in.	194.64 mm. ²	30.17 sq. in.

Disc Brakes

100. Outside diameter	232.88 mm.	9.6 inches	mm.	inches
101. Thickness of disc	12.7 mm.	.500 inches	mm.	inches
102. Length of brake linings	76.2 mm.	3.0 inches	mm.	inches
103. Width of brake linings	53.34 mm.	2.1 inches	mm.	inches
104. Number of pads per brake	2			
105. Total area per brake	* 6670 mm. ²	10.34 sq. in.	mm. ²	sq. in.



Make FORD Model CORTINA 1600E F.I.A. Rec. No.

ENGINE (photographs J and K)

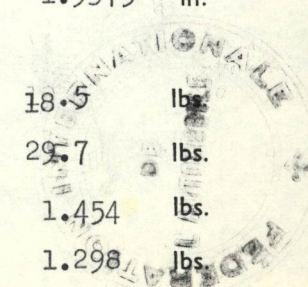
- | | | | |
|---|------------------------|---|--|
| 130. Cycle | Four stroke | 131. Number of cylinders | 4 |
| 132. Cylinder Arrangement | In line | | |
| 133. Bore | 81.026 mm. 3.1881 in. | 134. Stroke | 77.62288 mm. 3.0560 in. |
| 135. Capacity per cylinder | | | 399.924 cm. ³ 24.2 cu. in. |
| 136. Total cylinder capacity | | | 1599.696 cm. ³ 97.6 cu. in. |
| 137. Material(s) of cylinder block | Cast iron | 138. Material(s) of sleeves (if fitted) | None |
| 139. Cylinder head, material(s) | Cast iron | Number fitted | 1 |
| 140. Number of inlet ports | 4 | 141. Number of exhaust ports | 4 |
| 142. Compression ratio | 9.0:1 | | |
| 143. Volume of one combustion chamber | | | 49.31 cm. ³ 3.015 cu. in. |
| 144. Piston, material | Aluminium Alloy | 145. Number of rings | 3 |
| 146. Distance from gudgeon pin centre line to highest point of piston crown | | | 41.59885 mm. 1.73775 in. |
| 147. Crankshaft: moulded/ stamped | | 148. Type of crankshaft: integral/ cast with balance weights | |
| 149. Number of crankshaft main bearings | 5 | | |
| 150. Material of bearing cap | Cast iron | | |
| 151. System of lubrication: dry sump /oil in sump | | | |
| 152. Capacity, lubricant | 4.09 ltrs. 7.2 pts. | | 4.32 quarts U.S. |
| 153. Oil cooler: yes/no optional | | 154. Method of engine cooling | Water and fan |
| 155. Capacity of cooling system | 5.96 ltrs. 10.5 pts. | | 6.3 quarts U.S. |
| | with heater 7.096 12.5 | | 7.49 |
| 156. Cooling fan (if fitted) dia. | | | 27.94 cm. 11.0 in. |
| 157. Number of blades of cooling fan | 1 or 2 | | |

Bearings

- | | | | | |
|-----------------------------------|---------------------------------------|------|--------------|------------|
| 158. Crankshaft main, type | Steel back copper lead or lead bronze | dia. | 54.1998 m.m. | 2.126 in. |
| 159. Connecting rod big end, type | Aluminium Tin Copper lead or bronze | dia. | 49.206 m.m. | 1.9375 in. |

Weights

- | | | | | |
|---|--------------------|---------------------|-----------|------------|
| 160. Flywheel (clean) | | | 8.392 kg. | 18.5 lbs. |
| 161. Flywheel with clutch (all turning parts) | | | 13.5 kg. | 29.7 lbs. |
| 162. Crankshaft | 10.886 kg. 24 lbs. | 163. Connecting rod | .661 kg. | 1.454 lbs. |
| 164. Piston with rings and pin | | | .59 kg. | 1.298 lbs. |



Make..... FORD.....

Model..... CORTINA 1600E.....

F.I.A. Rec. No.....

FOUR STROKE ENGINES

- 170. Number of camshafts 1
- 171. Location Cyl. block
- 172. Type of camshaft drive chain
- 173. Type of valve operation Push rod & tappet

INLET (see page 4)*

- 180. Material(s) of inlet manifold Aluminium alloy
- 181. Diameter of valves 38.1508 mm. 1.502 ins.
- 182. Max. valve lift 8.56 mm. 0.337 in.
- 183. Number of valve springs 1
- 184. Type of spring Coil
- 185. Number of valves per cylinder 1
- 186. Tappet clearance for checking timing (cold) 0.41 mm. 0.016 ins.
- 187. Valves open at (with tolerance for tappet clearance indicated) T.C. 0.016 in (0.41mm) 27° BTDC
- 188. Valves close at (with tolerance for tappet clearance indicated) T.C. 0.016 in (0.41mm) 65° ABDC
- 189. Air filter, type Paper element

EXHAUST (see page 4)*

- 195. Material(s) of exhaust manifold Steel
- 196. Diameter of valves 31.67396 mm. 1.2474 ins.
- 197. Max. valve lift 8.00 mm. 0.315 in.
- 198. Number of valve springs 1
- 199. Type of spring Coil
- 200. Number of valves per cylinder 1
- 201. Tappet clearance for checking timing (cold) 0.66 mm. 0.026 ins.
- 202. Valves open at (with tolerance for tappet clearance indicated) T.C. 0.026 in (0.66mm) 65° BBDC
- 203. Valves close at (with tolerance for tappet clearance indicated) T.C. 0.026 in (0.66mm) 27° ATDC


CARBURETION (photograph N)

- 210. Number of carburettors fitted 1
- 211. Type Progressive twin choke
- 212. Make Weber
- 213. Model 32 DFM
- 214. Number of mixture passages per carburettor 2
- 215. Flange hole diameter of exit port(s) of carburettor (32) 31.95828 mm. 1.2582 ins.
- 216. Minimum diameter of venturi/minimum diam., with piston at maximum height (example : SU) 26/27 mm. 1.02/1.06 ins.

INJECTION (if fitted)

- 220. Make of pump
- 221. Number of plungers
- 222. Model or type of pump
- 223. Total number of injectors
- 224. Location of injectors
- 225. Minimum diameter of inlet pipe mm.

* For additional information concerning two-stroke engines and super-charged engines, see page 13.



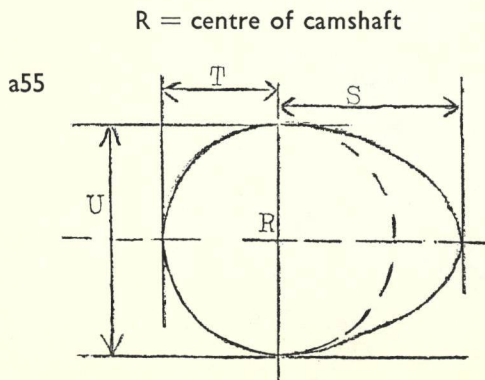
ENGINE ACCESSORIES

- 230. Fuel pump : mechanical ~~and~~/or electrical
- 231. No. fitted 1
- 232. Type of ignition system Battery & coil * 233. No. of distributors 1
- 234. No. of ignition coils 1 235. No. of spark plugs per cylinder 1
- 236. Generator, type : dynamo/^{OR}alternator—number fitted *6v. coil used with ballast resistor system
- 237. Method of drive Fan belt
- 238. Voltage of generator 12 volts
- 239. Battery, number 1
(Domestic) Engine compartment
- 240. Location (Export) Boot compartment
- 241. Voltage of battery 12 volts

ENGINE AND CAR PERFORMANCES (as declared by manufacturer in catalogue)

- 250. Max. engine output 92 (type of horsepower: BHP) at 5400 r.p.m.
- 251. Max. r.p.m. 6000 output at that figure 90 BHP
- 252. Max. torque 101.5 lbs./ft. at 3600 r.p.m.
- 253. Max. speed of the car km./hour miles/hour

Not declared by Manufacturer in catalogue




Inlet cam

S =	19.5	mm.	0.768	inches
T =	13.79	mm.	0.544	inches
U =	27.58	mm.	1.088	inches

Exhaust cam

S =	19.37	mm.	0.762	inches
T =	13.97	mm.	0.550	inches
U =	27.68	mm.	1.100	inches



DRIVE TRAIN

CLUTCH

260. Type of clutch Single dry plate diaphragm 261. No. of plates 1
262. Dia. of clutch plates 19.05 cm. 7.5 ins.
263. Dia. of linings, inside 13.335 cm. 5.25 ins.
- outside 19.05 cm. 7.5 ins.
264. Method of operating clutch Hydraulic

GEAR BOX (photograph H)

270. Manual type, make Ford Method of operation Manual
271. No. of gear-box ratios forward 4 272. Synchronized forward ratios 4
273. Location of gear-shift Centre floor control
274. Automatic, make N/A type N/A
275. No. of forward ratios N/A 276. Location of gear shift N/A

277.	Manual		Automatic		Alternative manual/automatic			
	Ratio	No. teeth	Ratio	No. teeth	Ratio	No. teeth	Ratio	No. teeth
1	2.972	$\frac{19}{30} \times \frac{32}{17}$					2.296	$\frac{21}{28} \times \frac{31}{18}$
2	2.010	$\frac{19}{30} \times \frac{28}{22}$					1.697	$\frac{21}{28} \times \frac{28}{22}$
3	1.397	$\frac{19}{30} \times \frac{23}{26}$					1.28	$\frac{21}{28} \times \frac{24}{25}$
4	1.000	Direct					1.000	Direct
5								
6								
reverse	3.324	$\frac{19}{30} \times \frac{40}{19}$ via 22					2.807	$\frac{21}{28} \times \frac{40}{19}$ via 22

278. Overdrive, type N/A
279. Forward gears on which overdrive can be selected N/A
280. Overdrive ratio N/A

FINAL DRIVE

290. Type of final drive semi floating hypoid 291. Type of differential 2 pinion
292. Type of limited slip differential (if fitted)
293. Final drive ratio 3.9:1 4.1:1 Number of teeth 39/10 , 33/8



Make..... FORD Model..... CORTINA 1600E F.I.A. Rec. No.....

IMPORTANT—The conformity of the car with the following items of the present recognition form is to be disregarded during the scrutineering, when the vehicle has been entered in group 2 (Touring cars) or 3 (Grand Touring cars) : 41, 72, 80, 91, 142, 143, 144, 145, 146, 153, 156, 157, 160, 161, 162, 163, 164, 182, 186, 187, 188, 189, 201, 202, 203, 212, 213, 215, 216 222, 225, 230, 250, 251, 252, 253, 255 photographs I, M and N and page 4.

During the scrutineering of cars entered in group 4 (Sportscars) only the following items of the present recognition form are to be taken into consideration : 1, 2, 3, 9, 20, 21, 22, 23, 24, 25, 26, 70, 71, 78, 79, 90, 130, 131, 132, 133, 134, 135, 136, 137, 138, 139, 140, 141, 147, 148, 149, 150, 158, 159, 170, 171, 172, 173, 185, 200, 270, 271, 274, 275, 290, 291, 292 and photographs A, B, D, E, F, G, H, J, K and O.


The vehicle described in this form has been subject to the following amendments :

on.....19..... rec. no.....List..... on.....19..... rec. no.....List.....
on.....19..... rec. no.....List..... on.....19..... rec. no.....List.....
on.....19..... rec. no.....List..... on.....19..... rec. no.....List.....
on.....19..... rec. no.....List..... on.....19..... rec. no.....List.....
on.....19..... rec. no.....List..... on.....19..... rec. no.....List.....

Optional equipment affecting preceding information. This to be stated together with reference number.

Manufactoring Tolerances

- 1. For all machined surfaces allow .075%
- 2. For all non machined surfaces allow 2%
- 3. For weights of all part machined parts allow 2.5%
- 4. For weights of all completely machined parts allow 1.25%





MOTOR SPORT DIVISION
 The Royal Automobile Club,
 31 Belgrave Square, London, S.W.1

Manufacturer FORD
 Model CORTINA 1600E
 F.I.A. Recognition No. _____
 Amendment No. 1

Amendment to Form of Recognition

FEDERATION INTERNATIONALE DE L'AUTOMOBILE

No.

Reference No.

CORTINA 1600E ALTERNATIVES - GROUP II

The following alternatives are available for the Cortina 1600E and have been fitted in excess of 2,000 per annum.


293	<u>Final Drive Ratio</u>	3.7, 4.4, 4.7
	No. of teeth	34/9 40/9 33/7

Front Dural Underbody Shield



Part No. CD 6775B

Date amendment is valid from 1st JANUARY /68



Stamp of F.I.A./R.A.C.



MOTOR SPORT DIVISION
The Royal Automobile Club,
31 Belgrave Square, London, S.W.1

Manufacturer FORD
Model CORTINA 1600E
F.I.A. Recognition No. _____
Amendment No. 2

Amendment to Form of Recognition


FEDERATION INTERNATIONALE DE L'AUTOMOBILE

No.

Reference No.

CORTINA 1600E ALTERNATIVES - GROUP II

Fuel Tank Shield




Part No. E915-T-1

50-53 6J Electron Wheels



13" Dia. x 6" width
10.12 lbs., 4.593 kg. weight
Part No. CD 1000/3
Track increased by 1.00 ins.
25.4 mm.

Date amendment is valid from 1st JANUARY/68



Stamp of F.I.A./R.A.C.



MOTOR SPORT DIVISION
 The Royal Automobile Club,
 31 Belgrave Square, London, S.W.1

Manufacturer FORD
 Model CORTINA 1600E
 F.I.A. Recognition No. _____
 Amendment No. 3

Amendment to Form of Recognition

FEDERATION INTERNATIONALE DE L'AUTOMOBILE

No.

Reference No.

CORTINA 1600E ALTERNATIVES - GROUP II

162 Crankshaft Pulley Part Nos.
 105E - 6312 C
 26E - 331



Generator Adjusting Straps Part Nos.
 Thickness .175 ins. 4.5 mm 105E - 10145
 or .350 ins. 9.0 mm CD-10145-B

292 Salisbury Limited Slip Unit

70 Heavy Duty Front Suspension (Export) Part Nos.

Including forged T.C.A's and reinforced wheel arch, crossmember and McPherson Strut

3014E 3078D
 3014E 3K033E
 3K034E
 CD 3014E/3K034D
 CD 3014E/3K033D



Date amendment is valid from 15 JANUARY/68

Stamp of F.I.A./R.A.C.



MOTOR SPORT DIVISION
The Royal Automobile Club,
31 Belgrave Square, London, S.W.1

Manufacturer FORD
Model CORTINA 1600E
F.I.A. Recognition No.
Amendment No. 4

Amendment to Form of Recognition

FEDERATION INTERNATIONALE DE L'AUTOMOBILE

No.


Reference No.

CORTINA 1600E ALTERNATIVES - GROUP II

7 Extra Fuel Tank 10 gals Imp. 12 galls U.S.
45.4 litres
Part No. CD-12-GSR

236 Alternator Bracket Part No. CD 10151

Date amendment is valid from 1st JANUARY /68



Stamp of F.I.A./R.A.C.

IMPORTANT—The conformity of the car with the following items of the present recognition form is to be disregarded during the scrutineering, when the vehicle has been entered in group 2 (Touring cars) or 3 (Grand Touring cars) : 41, 72, 80, 91, 142, 143, 144, 145, 146, 153, 156, 157, 160, 161, 162, 163, 164, 182, 186, 187, 188, 189, 201, 202, 203, 212, 213, 215, 216 222, 225, 230, 250, 251, 252, 253, 255 photographs I, M and N and page 4.

During the scrutineering of cars entered in group 4 (Sportscars) only the following items of the present recognition form are to be taken into consideration : 1, 2, 3, 9, 20, 21, 22, 23, 24, 25, 26, 70, 71, 78, 79, 90, 130, 131, 132, 133, 134, 135, 136, 137, 138, 139, 140, 141, 147, 148, 149, 150, 158, 159, 170, 171, 172, 173, 185, 200, 270, 271, 274, 275, 290, 291, 292 and photographs A, B, D, E, F, G, H, J, K and O.

The vehicle described in this form has been subject to the following amendments :

on.....19.....	rec. no.....	List.....	on.....19.....	rec. no.....	List.....
on.....19.....	rec. no.....	List.....	on.....19.....	rec. no.....	List.....
on.....19.....	rec. no.....	List.....	on.....19.....	rec. no.....	List.....
on.....19.....	rec. no.....	List.....	on.....19.....	rec. no.....	List.....
on.....19.....	rec. no.....	List.....	on.....19.....	rec. no.....	List.....

Optional equipment affecting preceding information. This to be stated together with reference number.

Manufacturing Tolerances

1. For all machined surfaces allow 0.75%
2. For all non machined surfaces allow 2%
3. For weights of all part machined parts allow 2.5%
4. For weights of all completely machined parts allow 1.25%

