

F.I.A. Recognition No. 5023
Group. 1 - Series Production

Touring

ROYAL AUTOMOBILE CLUB

31, Belgrave Square, London, S.W.1.

Form of recognition in accordance with
Appendix J to the International Sporting Code of the

FEDERATION INTERNATIONALE DE L'AUTOMOBILE

	Cylinder-capacity... <u>2000</u> ...cm ³ ..123.7...in ³
Manufacturer...Ford Motor Company Ltd.	Model...CORSAIR GT V4 (R.H.D. & L.H.D.)
Serial No. of chassis...BB 34EC 28088	Manufacturer...FORD
engine...BB 34EC 28088	Manufacturer...FORD
Recognition is valid from... <u>21 Jan. 1966</u>	List... <u>14</u>

The manufacturing of the model described in this recognition form was started on
...October 1st 1965 and the minimum production of...5000...identical cars,
in accordance with the specifications of this form was reached on...October 30th 1965

Photograph A, $\frac{3}{4}$ view of car from front



R.A.C. Stamp





Make FORD

Model CORSAIR GT V4 F.I.A. Rec.no. 5023

B





D





E

F




H




I


J



K




L




M




N



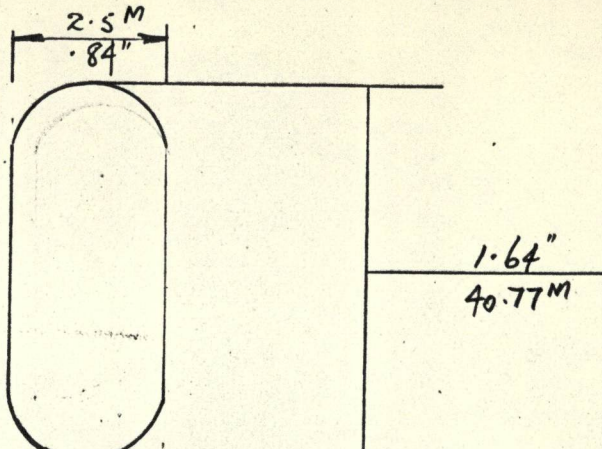
P



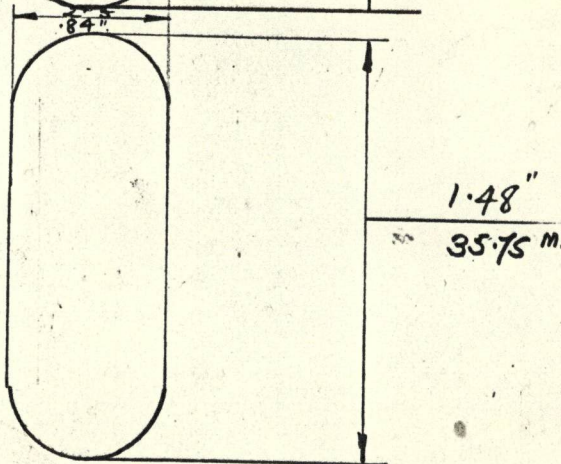
Q



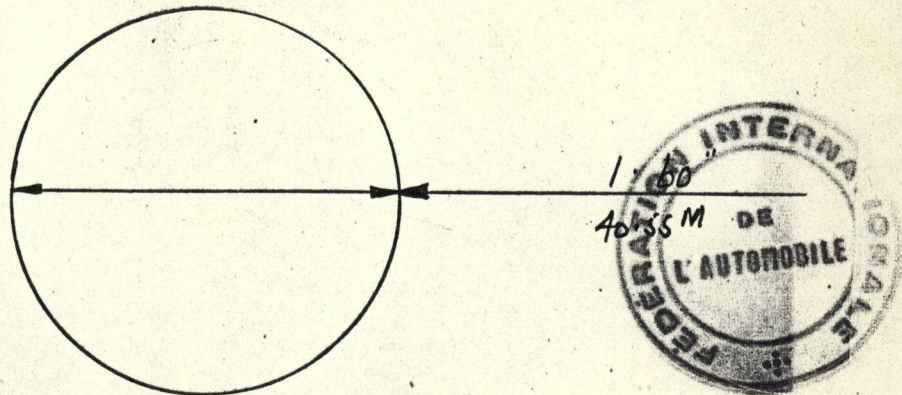
Drawing inlet manifold ports, side of cylinder-head. Indicate scale or dimensions and manufacturing tolerance.



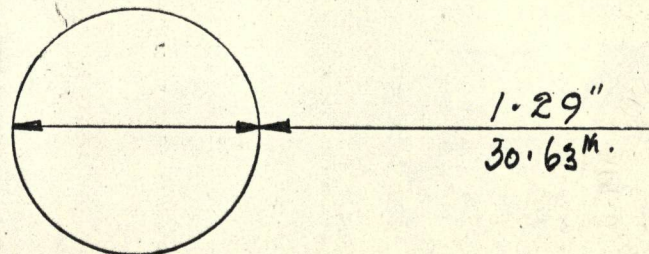
Drawing of entrance to inlet port of cylinder-head. Indicate scale or dimensions and manufacturing tolerance.



Drawing of exhaust manifold ports, side of cylinderhead. Indicate scale or dimensions and manufacturing tolerance.



Drawing of exit to exhaust port of cylinderhead. Indicate scale or dimensions and manufacturing tolerance.



Make FORD

Model CORSAIR GT V4

F.I.A. Rec.no. 5023

NOTE 1 All dimensions must be given in two measuring systems, see Note 3.

CAPACITIES AND DIMENSIONS

- | | | | |
|----------------|---------------|---------------|-------------------------------------|
| 1. Wheelbase | 2565 | mm. 101 | ⁺ 22mm .866ins
inches |
| 2. Front track | 1300 | | |
| | mm. 51.2 | inches | |
| | ± 25mm 1.0 in | | |
| 3. Rear track | 1260 | mm. 49.6 | inches |
| | | ± 25mm 1.0 in | |

Measurement from rocker panel to road.
 254.0 mm front. 254.0 mm rear.
 or
 279.4 mm front. 279.4 mm rear.
 See Note 2
 10 inches front. 10 inches rear.
 or
 11 inches front. 11 inches rear.



- | | | | |
|--|--------------|------------------|--------------|
| 4. Overall length of the car | 4486 | cm. 176.6 | inches |
| 5. Overall width of the car | 1610 | cm. 63.4 | inches |
| 6. Overall height of the car | 1460 or 1409 | cm. 57.5 or 55.5 | inches |
| 7. Capacity of fuel tank (reserve included) | 45.5 ltrs. | 12 Gall. US | 10 Gal. Imp. |
| 8. Seating Capacity. | | | |
| 9. Weight. total weight of the car with normal equipment, water, oil and spare wheel but without fuel or repair tools: | 942 kg. | 2077 lbs. | |



NOTE 2

Differences in track caused by the use of other wheels with different rim widths must be stated when recognition is requested for the wheels concerned. Specify ground clearance in relation to the track and give drawing of two easily recognisable points at front and rear at which measurements are taken. These ground clearance dimensions are only for information when checking the track and can in no way affect the eligibility of the car.

NOTE 3. CONVERSION TABLE

1 inch/pouce	-	2.54 cm	1 quart US	-	0.9464 ltrs
1 foot/pied	-	30.4794 cm	1 pint (pt)	-	0.568 ltrs
1 sq.inch/pouce carre	-	6.452 cm ²	1 gallon Imp.	-	4.546 ltrs
1 cubin inch/pouce cube	-	16.387 cm ³	1 gallon US	-	3.785 ltrs
1 pound/livre (1b)	-	453.593 gr.	1 hundred weight(cwt)	-	50.802 kg

CHASSIS AND COACHWORK (Photographs A, B and C)

20. Chassis/body construction : ~~separate~~ / unitary construction
 21. Unitary construction, material(s) Steel

SEPARATE CONSTRUCTION - MATERIALS

22. Chassis Steel 23. Coachwork Steel
 24. Number of doors 2 or 4 Material(s) Steel
 25. Bonnet Steel 26. Boot Lid Steel
 27. Rear Window Toughened glass 28. Windscreen Toughened glass or laminated glass
 29. Front door windows Toughened glass 30. Rear door windows Toughened glass
 31. Sliding system of door windows Winding regulator on inside of door
 32. Material(s) of rear-quarter light Toughened glass

ACCESSORIES AND UPHOLSTERY

38. Interior heating : yes - ~~no~~ 39. Air conditioning : ~~yes~~ - no
 40. Ventillation : yes - ~~no~~
 41. Front seats, type of upholstery P.V.C. or cloth
 42. Weight of front seat(s), complete with supports and rails, out of the car:

9.1 kg. 20 lbs.


43. Rear seats, type of upholstery P.V.C. or cloth
 44. Front bumper, material(s) Steel Weight 3.9 kg. 8.60 lbs.
 45. Rear bumper, material(s) Steel Weight 4.3 kg. 9.50 lbs.

WHEELS

50. Type Pressed steel disc
 51. Weight (per wheel, without tyre) 5.9 kg. lbs.
 52. Method of attachment 4 studs and nuts
 53. Rim diameter 330 mm. .13. ins.
 54. Rim width 102 mm. 4 ins.

STEERING

60. Type Recirculating ball
 61. Servo-assistance : ~~yes~~ - no
 62. Number of turns of steering wheel from lock to lock 4.8 or 3.7
 63. In case of servo-assistance.



SUSPENSION

- 70. Front suspension (photograph D), type Independant McPherson combined with torque reactor and stabilizer bar
- 71. Type of spring Coil
- 72. Stabiliser (if fitted) Integrated with lower arms through rubber bushes
- 73. Number of shock absorbers 2
- 74. Type Telescopic double acting
- 78. Rear suspension (photograph E), type Hotchkiss drive
- 79. Type of spring Multi leaf semi eleptical
- 80. Stabiliser (if fitted) None
- 81. Number of shock absorbers 2
- 82. Type Telescopic double acting

BRAKES (photographs F and G)

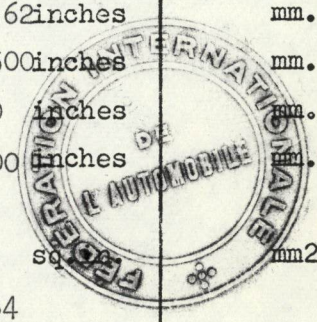
- 90. Method of operation Hydraulic
- 91. Servo-assistance (if fitted), type Hydraulic vacuum
- 92. Number of hydraulic master cylinders 1

	FRONT		REAR	
93. Number of cylinders per wheel	2		1	
94. Bore of wheel cylinder(s)	54 mm.	2.125 inches	22.2 mm.	.75 inches
Drum Brakes				
95. Inside diameter	mm.	inches	228 mm.	9.0 inches
96. Length of brake linings	mm.	inches	219 mm.	8.62 inches
97. Width of brake linings	mm.	inches	44.5 mm.	1.75 inches
98. Number of shoes per brake	mm.	inches	mm.	2 inches
99. Total area per brake	mm ²	sq.in.	19464 mm ²	30.17 sq.in.
Disc Brakes				
100. Outside diameter	244.3 mm.	9.62 inches	mm.	inches
101 Thickness of disc	12.7 mm.	.500 inches	mm.	inches
102 Length of brake linings	75.5 mm.	3.0 inches	mm.	inches
103 Width of brake linings	52.5 mm.	2.00 inches	mm.	inches
104 Number of pads per brake	2			
105 Total area per brake	mm ²	sq	mm ²	sq.in.

* 6670

* 10.34

* Nominal



ENGINE (photographs J and K)


- 130. Cycle 4 Stroke
- 131. Number of cylinders 4
- 132. Cylinder Arrangement 60° VEE
- 133. Bore 93.663 mm. 3.6875 in.
- 134. Stroke 72.415 mm. 2.851 in.
- 135. Capacity per cylinder 499 cm³ 30.45 cu.in.
- 136. Total cylinder capacity 1996 cm³ 121.8 cu.in.
- 137. Material(s) of cylinder block Cast iron
- 138. Material(s) of sleeves (if fitted) None
- 139. Cylinder head, material(s) Cast iron Number fitted 2
- 140. Number of inlet ports 4
- 141. Number of exhaust ports 4
- 142. Compression ratio 8.9:1
- 143. Volume of one combustion chamber 5.34/7.88 cm³.326/.481cu.in.
- 144. Piston, material Aluminium alloy
- 145. Number of rings 3
- 146. Distance from gudgeon pin centre line to highest point of piston crown
46.01/46.06 mm. 1.8115/1.813in.
- 147. Crankshaft : moulded / ~~Stamped~~
- 148. Type of crankshaft : integral / ~~Cast~~ with balance weights
- 149. Number of crankshaft main bearings 3
- 150. Material of bearing cap Cast iron
- 151. System of lubrication : ~~dry sump~~ / oil in sump
- 152. Capacity, lubricant 4.55 ltrs. 8 pts. 4.81 Quarts U.S.
- 153. Oil cooler : ~~yes~~ / no
- 154. Method of engine cooling Water & fan
- 155. Capacity of cooling system 5.8 ltrs. 10.5 pts. 6.3 quarts U.S.
- 156. Cooling fan (if fitted) dia. 27.94 cm. 11 in.
- 157. Number of blades of cooling fan 2 (optional 4 blade for export)

Bearings

- 158. Crankshaft main, type Steel backed copper lead Dia. 63.515/63.536 mm. 2.5006/2.5014 in.
- 159. Connecting rod, big end Steel backed copper lead Dia. 60.340/60.361 mm. 2.3756/2.3764 in.

Weights

- 160. Flywheel (clean) 8.317 kg. 18.335 lbs.
- 161. Flywheel with clutch (all turning parts). 14.767 kg. 32.553 lbs.
- 162. Crankshaft 11.326kg. 24.97 lbs.
- 163. Connecting rod .688 kg. 1.516 lbs.
- 164. Piston with rings and pin .846 kg. 1.864 lbs.



Date

FORD

Model

CORSAIR GT V.F.I.A. Rec.no.

5023

FOUR STROKE ENGINES

- 170. Number of camshafts 1 171. Location In Block
 - 172. Type of camshaft drive Gear
 - 173. Type of valve operation Push rod & rocker operated
- INLET (see page 4)*
- 180. Material(s) of inlet manifold Aluminium
 - 181. Diameter of valves 40.44/40.69 mm. 1.592/1.602 ins.
 - 182. Max. valve lift 9.3 mm. .366 in. 183. Number of valve springs 1 per valve
 - 184. Type of spring Single coil 185. Number of valves per cylinder 1
 - 186. Tappet clearance for checking timing (cold) .305 mm. .012 ins.
 - 187. Valves open at (with tolerance for tappet clearance indicated) 20° B.T.D.C.
 - 188. Valves close at (with tolerance for tappet clearance indicated) 56° A.B.D.C.
 - 189. Air filter, type DRY PAPER ELEMENT

EXHAUST (see page 4)

- 195. Material(s) of exhaust manifold CAST IRON
- 196. Diameter of valves 36.27/36.53 mm. 1.428/1.438 ins.
- 197. Max. valve lift 9.3 mm. .366 in. 198. Number of valve springs 1 per valve
- 199. Type of spring Single coil 200. Number of valves per cylinder 1
- 201. Tappet clearance for checking timing (cold) .508 mm. .020 ins.
- 202. Valves open at (with tolerance for tappet clearance indicated) 62° B.B.D.C.
- 203. Valves close at (with tolerance for tappet clearance indicated) 14° A.T.D.C.

CARBURETION (photograph N)

- 210. Number of carburettors fitted 1 211. Type DOWNDRAUGHT
- 212. Make Zenith 213. Model 361V
- 214. Number of mixture passages per carburettor 1
- 215. Flange hole diameter of exit port(s) of carburettor 36 mm. 1.417 ins.
- 216. Minimum diameter of venturi/minimum diam, with piston at maximum height mm. 1.142 ins.

29

INJECTION (if fitted)

- 220. Make of pump 221. Number of plungers
- 222. Model or type of pump 223. Total number of injectors
- 224. Location of injectors
- 225. Minimum diameter of inlet pipe mm. ins.

* For additional information concerning two-stroke engines and super-charged engines, see page 13.



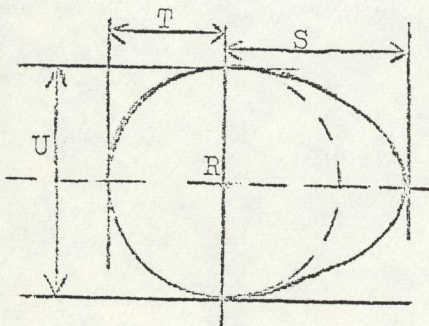
ENGINE ACCESSORIES

- 230. Fuel pump : mechanical and/or electric.
- 231. No.fitted 1
- 232. Type of ignition system Coil 233. No.of distributors 1
- 234. No. of ignition coils 1 235. No. of spark plugs per cylinder 1
- 236. Generator, number fitted 1 237. Method of drive Belt
- 238. Voltage of generator 12 volts. 239. Battery, number 1
- 240. Location In Engine compartment
- 241. Voltage of battery 12 volts

ENGINE AND CAR PERFORMANCES (as declared by manufacturer in catalogue)

- 250. Max. engine output 88 (type of horsepower:) at 4750 rpm
- 251. Max. rpm 5000 output at that figure 87.5b.h.p.
- 252. Max torque 116.5 lbs ft at 2750 rpm
- 253. Max speed of the car km/hour miles/hour

Not specified in manufacturers catalogue




R = centre of camshaft.

Inlet cam

- S = 20.273 mm. 79815 inches
- T = 13.77/13.84 mm. .542/545 inches
- U = 27.54/27.68 mm. 1.084/1.090 inches

Exhaust cam

- S = 20.425 mm. .80417 inches
- T = 13.77/13.84 mm. .542/545 inches
- U = 27.54/27.68 mm. 1.084/1.090 inches



IMPORTANT - The conformity of the car with the following items of the present recognition form is to be disregarded during the scrutineering, when the vehicle has been entered in group 2 (Touring cars) or 3 (Grand Touring cars): 41, 72, 80, 91, 142, 143, 144, 145, 146, 153, 156, 157, 160, 161, 162, 163, 164, 182, 184, 186, 187, 188, 189, 199, 201, 202, 203, 212, 213, 215, 216, 222, 225, 230, 250, 251, 252, 253, and photographs I, M and N.

During the scrutineering of cars entered in group 4 (sportscars) only the following items of the present recognition form are to be taken into consideration: 1,2,3,9,20, 21, 22, 23, 24, 25, 26, 70, 71, 78, 79, 90, 130, 131, 132, 133, 134, 135, 136, 137, 138, 139, 140, 141, 147, 148, 149, 150, 158, 159, 170, 171, 172, 173, 185, 200, 270, 271, 274, 275, 290, 291, 292 and photographs A, B, D, E, F, G, H, J, K and O.

The vehicle described in this form has been subject to the following amendments:

on...19.6...rec.no. 19...List.....on.....19.. rec.no.....List.....
on.....19.. rec.no.....List.....on.....19.. rec.no.....List.....
on.....19.. rec.no.....List.....on.....19.. rec.no.....List.....
on.....19.. rec.no.....List.....on.....19.. rec.no.....List.....
on.....19.. rec.no.....List.....on.....19.. rec.no.....List.....


Optional equipment affecting preceding information. This to be stated together with reference number.

The following alternatives are available for the Corsair 2000 GT and have been fitted to the car in an excess of 5000

(1)	<u>WHEELS</u>			<u>Part Nos.</u>
	Rim width	114.5 mm	4.5 ins	4½J
		139.5 mm	5.5 ins	5½J
	Weights per wheel	6.5 kgs	14 lbs	
		6.0 kgs	13.8 lbs	

When wheels 4½J and 5½J are used track width is increased 1 in. or 25.4 mm.

(2) FRONT UNDERBODY SHIELD STEEL





MOTOR SPORT DIVISION
The Royal Automobile Club,
31 Belgrave Square, London, S.W.1

Manufacturer: Ford Motor Company

Model: Corsair GT V4

F.I.A. Recognition No. 5023 *A/V*

Amendment No. 1

Amendment to Form of Recognition

FEDERATION INTERNATIONALE DE L'AUTOMOBILE

No.

Reference No.

OPTIONAL EQUIPMENT GROUP II

1. 292. Four pinion Salisbury limited slip differential -

Part No. CD2927E-4204A.



Date amendment is valid from *1st August 1966.*

Rest 14/7

Stamp of F.I.A./R.A.C.