

Marque BMW
 Make _____

Modèle 320i (E36)
 Model _____

C2-0003

Culasse :
 Cylinder head :

Nombre 1
 Number _____

Système de commande des soupapes Tassenstößel / bucket tappet
 Type of valve operation _____

Angle entre axe de la soupape d'admission et axe de la soupape d'échappement 39° 30'
 Angle between inlet valve axle and exhaust valve axle _____


Admission : Nombre de soupapes par cylindre 2
 Inlet : Number of valves per cylinder _____

Echappement : Nombre de soupapes par cylindre 2
 Exhaust : Number of valves per cylinder _____


Système de refroidissement : Mode de refroidissement Radiator
 Cooling system : Cooling type _____

PHOTOS


Profil droit du moteur complet déposé
 Right hand view of complete dismantled engine




Profil gauche du moteur complet déposé
 Left hand view of complete dismantled engine



Culasse nue vue de dessus
 Bare cylinder head seen from above



Culasse nue vue de dessous
 Bare cylinder head seen from below




© FISA - FC - 1992 - 030.02.FB.06.92

Marque BMW
Make


Modèle 320i (E36)
Model

C2-0003


Profil droit de culasse nue
Right hand view of bare cylinder head




Profil gauche de culasse nue
Left hand view of bare cylinder head




Bloc nu vu de dessus
Bare block seen from above



Bloc nu vu de dessous
Bare block seen from below



Profil droit du bloc nu
Right hand view of bare block



Profil gauche du bloc nu
Left hand view of bare block

