



FEDERATION INTERNATIONALE DU SPORT AUTOMOBILE

Homologation No

307

EF3-005-92

FICHE D'HOMOLOGATION POUR MOTEUR DE FORMULE 3
HOMOLOGATION FORM FOR FORMULA 3 ENGINE

B20A ENGINE

Constructeur / Manufacturer: HONDA MOTOR CO., LTD.

Modèle et type / Model and type: PRELUDE 4WS (BA5)

REMARKS: Homologation No. A-53 57

Homologation valable à partir du / Homologation valid as from: 01 JAN. 1993

MOTEUR (version standard) / ENGINE (standard version)

Cycle: 4-Stroke (OTTO)
Nombre et disposition des cylindres: 4-in line
Mode de refroidissement: Liquid
Cylindrée: 489.5 cm3 (Unitaire), 1,958.0 cm3 (Totale)
Matériau du bloc cylindres: Aluminum-alloy
Chemises: Dry
Alésage: 81.0 mm, Course: 95.0 mm
Vilebrequin: Plain
Type de paliers: Cast-iron
Matériau des chapeaux de paliers: Cast-iron

© FISA / F. Champion 1990 - 002.01.FB.10.90



Handwritten signature

B20A ENGINE

Marque / Make HONDA

Modèle / Model PRELUDE 4WS (BA5)

Homologation No

307

EF3-005-92

Vilebrequin: Crankshaft:

XXXX

Type de paliers / Type of bearings

XXXX

Matériau des chapeaux de paliers / Bearing cap material

Culasse: Cylinder head:

1

Top (DOHC)

Nombre / Number Emplacement / Location

Système de commande des soupapes / Type of valve operation

Swing arm

Admission: Inlet:

2

Coil

Nombre de soupapes par cylindre / Number of valves per cylinder

Type des ressorts de soupape / Type of valve springs

Echappement: Exhaust:

2


Coil

Nombre de soupapes par cylindre / Number of valves per cylinder


Type des ressorts de soupape / Type of valve springs

PHOTOS

Culasse nue vue de dessus / Bare cylinder head seen from above



Culasse nue vue de dessous / Bare cylinder head seen from below



1/3 FSA / F. Champion 1980 - u2011FB10.90

B20A ENGINE

Homologation No


Marque HONDA
Make _____

Modèle PRELUDE 4WS (BA5)
Model _____


307

EF3-005-92


Profil droit de culasse nue
Right hand view of bare cylinder head




Profil gauche de culasse nue
Left hand view of bare cylinder head




Bloc nu vu de dessus
Bare block seen from above



Bloc nu vu de dessous
Bare block seen from below



Profil droit du bloc nu
Right hand view of bare block



Profil gauche du bloc nu
Left hand view of bare block

