



FEDERATION INTERNATIONALE
DU SPORT AUTOMOBILE

Homologation No

308

EF3-006-92

FICHE D'HOMOLOGATION POUR MOTEUR DE FORMULE 3
HOMOLOGATION FORM FOR FORMULA 3 ENGINE

Constructeur HONDA MOTOR CO., LTD.
Manufacturer

Modèle et type B20A ENGINE
Model and type PRELUDE 4WS (BA5)

REMARKS: Homologation No. A-5357
Nature of the extension 04/01 ET

Homologation valable à partir du 01 JAN. 1993
Homologation valid as from

MOTEUR (version standard)
ENGINE (standard version)

Cycle 4-Stroke (OTTO)
Cycle

4-in line

Nombre et disposition des cylindres
Number and layout of the cylinders

Liquid

Mode de refroidissement
Cooling system

Cylindrée: 489.5 cm³ Totale 1,958.0 cm³
Cylinder capacity: Unitaire Unitary Total Total

Aluminum-alloy

Matériau du bloc cylindres
Cylinder block material

Chemises:
Sleeves

oui non
 yes no

Type Dry
Type

81.0

95.0

Alésage
Bore

mm

Course
Stroke

mm

Vilebrequin:
Crankshaft:

Plain

Type de paliers
Type of bearings

Cast-iron

Matériau des chapeaux de paliers
Bearing cap material



B20A ENGINE

Homologation No

Marque / Make HONDA

Modèle / Model PRELUDE 4WS (BA5)

308

EF3-006-92

Vilebrequin: Crankshaft:

XXXX

Type de paliers / Type of bearings

XXXX

Matériau des chapeaux de paliers / Bearing cap material

Culasse: Cylinder head:

Nombre / Number 1 Emplacement / Location Top (DOHC)

Système de commande des soupapes / Type of valve operation Swing arm

Admission: Inlet:

Nombre de soupapes par cylindre / Number of valves per cylinder 2 Type des ressorts de soupape / Type of valve springs Coil


Echappement: Exhaust:

Nombre de soupapes par cylindre / Number of valves per cylinder 2 Type des ressorts de soupape / Type of valve springs Coil




PHOTOS

Culasse nue vue de dessus / Bare cylinder head seen from above



Culasse nue vue de dessous / Bare cylinder head seen from below



B20A ENGINE

Homologation No


Marque HONDA
Make _____

Modèle PRELUDE 4WS (BA5)
Model _____


308

EF3-006-92


Profil droit de culasse nue
Right hand view of bare cylinder head




Profil gauche de culasse nue
Left hand view of bare cylinder head




Bloc nu vu de dessus
Bare block seen from above



Bloc nu vu de dessous
Bare block seen from below



Profil droit du bloc nu
Right hand view of bare block



Profil gauche du bloc nu
Left hand view of bare block

