

F.I.A. Recognition No.

3071

Group

3

THREE

3


ROYAL AUTOMOBILE CLUB

31 Belgrave Square, London, SW1X 8QH

Form of recognition in accordance with appendix J to the International Sporting Code of the
FEDERATION INTERNATIONALE DE L'AUTOMOBILE

Manufacturer	BRITISH LEYLAND	Cylinder-capacity	1998	cm. ³	122	in. ³
Serial No. of chassis/body	ACG	Model	T.R. 7	Manufacturer	TRIUMPH	
Serial No. of engine	CL	Manufacturer	TRIUMPH	Manufacturer	TRIUMPH	
Recognition is valid from	1. 10. 75	List				
The manufacturing of the model described in this recognition form started on		OCTOBER	19	74		
and the minimum production of		1000	identical cars, in accordance with the specifications of			
this form was reached on		FEBRUARY	19	75		


Photograph A. 1/3 view of car from front




R.A.C. Stamp




B




C




D



E



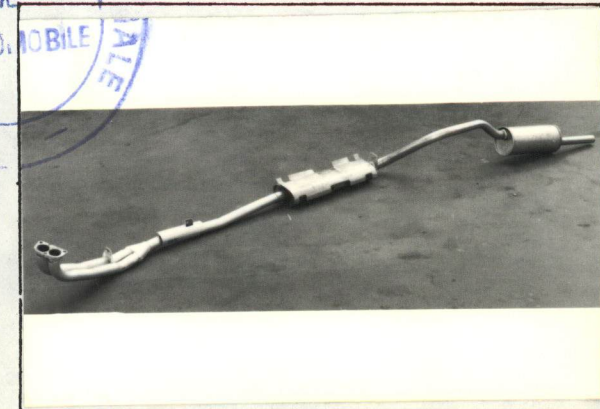
F




G




H




I



J




K




L




M




N



O

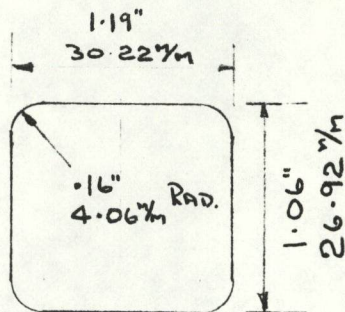


P

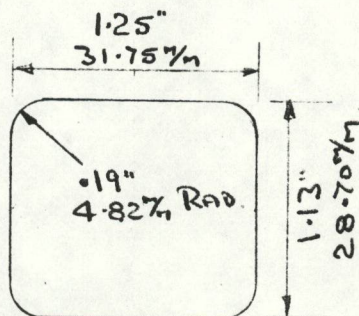


Q

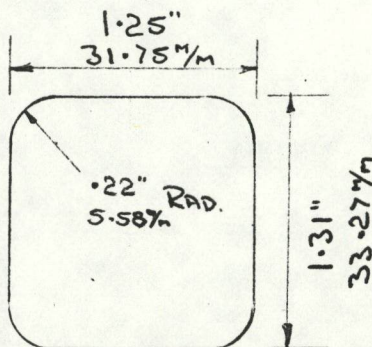
Drawing inlet manifold ports, side of cylinderhead. Indicate scale or dimensions and manufacturing tolerance.



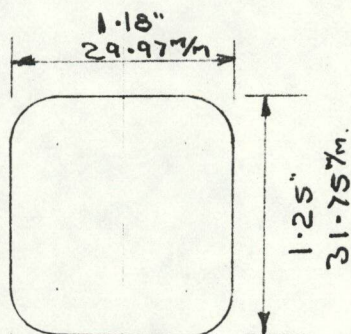
Drawing of entrance to inlet port of cylinderhead. Indicate scale or dimensions and manufacturing tolerance.



Drawing of exhaust manifold ports, side of cylinderhead. Indicate scale or dimensions and manufacturing tolerance.



Drawing of exit to exhaust port of cylinderhead. Indicate scale or dimensions and manufacturing tolerance.



ALL DIMENSIONS $\pm .010"$ ($\pm .2547\text{mm}$)
UNLESS OTHERWISE SHOWN.



Make BRITISH LEYLAND

Model T.R.7

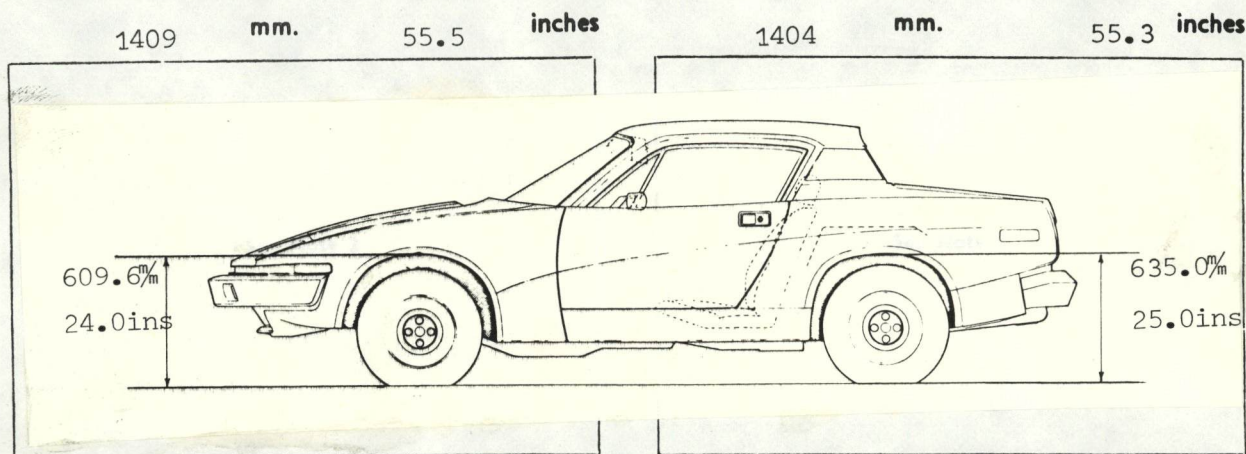
F.I.A. Rec. No. _____

NOTE 1.

All dimensions must be given in two measuring systems, see Note 3.

CAPACITIES AND DIMENSIONS

- | | | | | | |
|----------------|----------------------|---------------|-----|----|--------|
| 1. Wheelbase | TOLERANCE \pm 0.5% | 2160 | mm. | 85 | inches |
| 2. Front track | | | | | |
| | | 3. Rear track | | | |



- | | | | | | |
|--|---|----------------|-------------|---------------|------------------|
| 4. Overall length of the car | | 406.5 | cm. | 160 | inches |
| 5a Overall width at front axle (+1% - 0.3%) | | 167.4 | cm | 65.9 | inches |
| 5. Overall width of the car | | 168.1 | cm. | 66.18 | inches |
| 5b Overall width at rear axle (+1% - 0.3%) | | 166.8 | cm | 65.6 | inches |
| 6. Overall height of the car | | 126.8 | cm. | 49.9 | inches |
| 7. Capacity of fuel tank (reserve included) | | | | | |
| | | 54.5 | ltrs. | gall. U.S. | 12 gall. Imp. |
| 8. Seating Capacity. | 2 | | | | |
| 9. Weight. Total weight of the car with normal equipment, water, oil, and spare wheel but without fuel or repair tools : | | | | | |
| | | 950 | kg. | 2094 | lbs. 18.69 cwts. |
| 10. Width of the car measured at the axles | | Front 167.4 cm | 65.9 inches | Rear 166.8 cm | 65.6 inches |

NOTE 2.

Differences in track caused by the use of other wheels with different rim widths must be stated when recognition is requested for the wheels concerned. Specify ground clearance in relation to the track and give drawing of two easily recognisable points at front and rear at which measurements are taken. These ground clearance dimensions are only for information when checking the track and can in no way affect the eligibility of the car.

NOTE 3.

CONVERSION TABLE

1 inch/pouce	— 2.54	cm.	1 quart US	— 0.9464	ltrs.
1 foot/pied	— 30.4794	cm.	1 pint (pt)	— 0.568	ltrs.
1 sq. inch/pouce carre	— 6.452	cm. ²	1 gallon Imp.	— 4.546	ltrs.
1 cubic inch/pouce cube	— 16.387	cm. ³	1 gallon US	— 3.785	ltrs.
1 pound/livre (lb)	— 453.593	gr.	1 hundred weight (cwt.)	— 50.802	kg.



Make BRITISH LEYLAND

Model T.R.7

F.I.A. Rec. No.

CHASSIS AND COACHWORK (Photographs A, B and C)

- | | |
|--|-------------------------------|
| 20. Chassis/body construction: separate/unitary construction | UNITARY |
| 21. Unitary construction, material(s) | STEEL |
| 22. Separate construction, Material(s) of chassis | STEEL |
| 23. Material(s) of coachwork | STEEL |
| 24. Number of doors ² Material(s) | STEEL |
| 25. Material(s) of bonnet | STEEL |
| 26. Material(s) of boot lid | STEEL |
| 27. Material(s) of rear-window | TOUGHENED SAFETY GLASS |
| 28. Material(s) of windscreen | Laminated AVIATION |
| 29. Material(s) of front-door windows | TOUGHENED |
| 30. Material(s) of rear-door windows | N.A. |
| 31. Sliding system of door windows | REGULATOR HANDLES |
| 32. Material(s) of rear-quarter light | N.A. |

ACCESSORIES AND UPHOLSTERY

- | | |
|---|---|
| 38. Interior heating : yes — no | 39. Air conditioning : yes — no |
| 40. Ventilation : yes — no | 41. Front seats, type of seat and upholstery <u>INDIVIDUAL</u>
Semi-reclining, Bri-Nylon |
| 42. Weight of front seat(s), complete with supports and rails, out of the car :
With Headrests | 15.6 kg. 34.4 lbs. |
| 43. Rear seats, type of seat and upholstery | N.A. |
| 44. Front bumper, material(s) Weight | 19.1 kg. 42.1 lbs. |
| 45. Rear bumper, material(s) Weight | 16.6 kg. 36.59 lbs. |

WHEELS

- | | |
|--------------------------------------|----------------------------------|
| 50. Type | STEEL |
| 51. Weight (per wheel, without tyre) | 6.3 kg. 13.88 lbs. |
| 52. Method of attachment | 4 Off Studs and Nuts |
| 53. Rim diameter 330.2 mm. 13 ins. | 54. Rim width 139.7 mm. 5.5 ins. |

STEERING

- | | |
|---|-----------------|
| 60. Type | RACK AND PINION |
| 61. Servo-assistance : yes — no | |
| 62. Number of turns of steering wheel from lock to lock | 3.8 |
| 63. In case of servo-assistance | - |



Make BRITISH LEYLAND

Model T.R.7

F.I.A. Rec. No.

SUSPENSION

- 70. Front suspension (photograph D), type INDEPENDANT STRUT
- 71. Type of spring COIL
- 72. Stabiliser (if fitted) ANTI-ROLL BAR
- 73. Number of shock absorbers 2 **74. Type** TELESCOPIC HYDRAULIC
- 78. Rear suspension (photograph E), type 4 LINK SYSTEM - LIVE AXLE
- 79. Type of spring COIL
- 80. Stabiliser (if fitted) ANTI-ROLL BAR
- 81. Number of shock absorbers 2 **82. Type** TELESCOPIC HYDRAULIC

BRAKES (photographs F and G)

- 90. Method of operation HYDRAULIC WITH CABLE PARKING BRAKE ON REAR WHEELS
- 91. Servo-assistance (if fitted), type DIRECT ACTING - LOCKHEED
- 92. Number of hydraulic master cylinders ONE. DUAL LINE SYSTEM

		FRONT		REAR	
93. Number of cylinders per wheel		2		1	
94. Bore of wheel cylinder(s)	50.8	mm.	2 inches	19.0	mm. .75 inches

Drum Brakes

95. Inside diameter		mm.	inches	203.2	mm.	8.0	inches
96. Length of brake linings		mm.	inches	180.34	mm.	7.75	inches
97. Width of brake linings		mm.	inches	38.1	mm.	1.5	inches
98. Number of shoes per brake						2	
99. Total area per brake		mm. ²	sq. in.	48634.74	mm. ²	sq. in.	75.384

Disc Brakes

100. Outside diameter	244	mm.	9.6	inches	mm.	inches
101. Thickness of disc	9.5	mm.	.375	inches	mm.	inches
102. Length of brake linings	66.0	mm.	2.6	inches	mm.	inches
103. Width of brake linings	42.16	mm.	1.66	inches	mm.	inches
104. Number of pads per brake			2			
105. Total area per brake	78739.5	mm. ²	48.05	sq. in.	mm. ²	sq. in.



ENGINE (photographs J and K)

130. Cycle	4	131. Number of cylinders	4
132. Cylinder Arrangement	IN LINE INCLINED 45°		
133. Bore	90.3 mm. 3.56 in.	134. Stroke	78 mm. 3.07 in.
135. Capacity per cylinder			499.5 cm. ³ 30.5 cu. in.
136. Total cylinder capacity			1998 cm. ³ 121.9 cu. in.
137. Material(s) of cylinder block	Chromium Iron	138. Material(s) of sleeves (if fitted)	-
139. Cylinder head, material(s)	Aluminium Alloy	Number fitted	1
140. Number of inlet ports	4	141. Number of exhaust ports	8
142. Compression ratio	8.0:1 ± 0.5		
143. Volume of one combustion chamber			72.24 cm. ³ 4.40 cu. in.
144. Piston, material	Aluminium Alloy	145. Number of rings	3
146. Distance from gudgeon pin centre line to highest point of piston crown			34.05 mm. 1.117 in. ± 0.5%
			33.95 mm. 1.113 in.
147. Crankshaft: casted /stamped		148. Type of crankshaft: integral/.....	
149. Number of crankshaft main bearings	5		
150. Material of bearing cap	Chromium Iron		
151. System of lubrication: dry sump /oil in sump			
152. Capacity, lubricant	4.5 ltrs. 8 pts.		quarts U.S.
153. Oil cooler: yes/ no		154. Method of engine cooling	Water Cooled "No Loss" Pressurised System
155. Capacity of cooling system	7.38 ltrs. 13 pts.		quarts U.S.
156. Cooling fan (if fitted) dia.			35.6 cm. 14 in. ± 0.2%
157. Number of blades of cooling fan	13		


Bearings (insert tolerances)

158. Crankshaft main, type	Steel backed shells - overlaid copper lead/lead bronze or tin aluminium	dia.	54.013		2.1265	
			54.000	m.m.	2.1260	in.
			44.463		1.7505	
159. Connecting rod big end, type	steel backed shells overlaid copper lead/lead bronze or tin aluminium	dia.	44.450	m.m.	1.7500	in.

Weights (insert tolerances)

* 160. Flywheel (clean)		10.03	kg.	22.1	lbs.
* 161. Flywheel with clutch (all turning parts)		16.	kg.	35.2	lbs.
* 162. Crankshaft	12.34 kg. 27.2 lbs.	163. Connecting rod	0.73 kg.	1.6	lbs.
* 164. Piston with rings and pin		0.613 ± 0.012	kg.	1.3 ± 0.026	lbs.
254. Reboring dimensions	90.6% 3.57	255. Total resultant cylinder capacity	503.7	cm. ³	30.78 cu. in.
256. Volume of the combustion chamber in the head		47 ± 0.5	cm. ³	2.868 ± .03	cu. in.
257. Thickness of the head gasket after tightening	1.19 mm. .047 in.	258. Piston Dimension		88.9 mm. 3.50 in.	
	+0.1 ± 0.004				

* + 7% - 3% Tolerance



Make BRITISH LEYLAND

Model T.R.7

F.I.A. Rec. No.....

FOUR STROKE ENGINES

170. Number of camshafts 1 171. Location OVERHEAD
 172. Type of camshaft drive DUPLEX CHAIN
 173. Type of valve operation DIRECT THROUGH INVERTED BUCKET TYPE TAPPETS

INLET (see page 4)*

180. Material(s) of inlet manifold ALUMINIUM ALLOY 39.878 - 1.570 -
 181. Diameter of valves 39.370 mm. 1.550 ins.
 182. Max. valve lift 9.22 mm. 0.363 in. 183. Number of valve springs 1
 184. Type of spring COIL 185. Number of valves per cylinder 1
 186. Tappet clearance for checking timing (cold/warm) 0.381 mm. .015 ins.
 187. Valves open at (with tolerance for tappet clearance indicated) 16° BTDC
 188. Valves close at (with tolerance for tappet clearance indicated) 56° ABDC
 189. Air filter, type PAPER ELEMENT

EXHAUST (see page 4)*

195. Material(s) of exhaust manifold CAST IRON 32.766 - 1.290 -
 196. Diameter of valves 32.258 mm. 1.270 ins.
 197. Max. valve lift 9.22 mm. 0.363 in. 198. Number of valve springs 1
 199. Type of spring COIL 200. Number of valves per cylinder 1
 201. Tappet clearance for checking timing (cold/warm) 0.508 mm. 0.020 ins.
 202. Valves open at (with tolerance for tappet clearance indicated) 56° BBDC
 203. Valves close at (with tolerance for tappet clearance indicated) 16° ATDC
 204. Diameter outlet orifice exhaust manifold 2 X 38.1 mm. 1.5 ins.

CARBURETION (photograph N)

210. Number of carburettors fitted 2 211. Type SIDE DRAUGHT
 212. Make S.U. 213. Model HS6
 214. Number of mixture passages per carburettor 1
 215. Flange hole diameter of exit port(s) of carburettor 44.45 mm. 1.75 ins. + 0.2%
 216. Minimum diameter of venturi/minimum diam., with piston at maximum height (example : SU) 34.04 mm. 1.34 ins. + 0.2%

INJECTION (if fitted) N.A.

220. Make of pump 221. Number of plungers
 222. Model or type of pump 223. Total number of injectors
 224. Location of injectors
 225. Minimum diameter of inlet pipe mm. ins.



* For additional information concerning two-stroke engines and super-charged engines, see page 13.

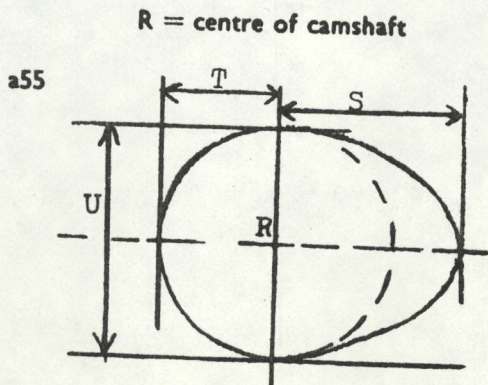
ENGINE ACCESSORIES

- 230. Fuel pump : mechanical ~~and/or electrical~~
- 231. No. fitted 1
- 232. Type of ignition system COIL
- 233. No. of distributors 1
- 234. No. of ignition coils 1
- 235. No. of spark plugs per cylinder 1
- 236. Generator, type : ~~dynamo~~/alternator—number fitted 1
- 237. Method of drive VEE BELT
- 238. Voltage of generator 12 volts
- 239. Battery. number 1
- 240. Location UNDER BONNET
- 241. Voltage of battery 12 volts

ENGINE AND CAR PERFORMANCES (as declared by manufacturer in catalogue)

- * 250. Max. engine output (type of horsepower:) at r.p.m.
- * 251. Max. r.p.m. output at that figure
- * 252. Max. torque at r.p.m.
- * 253. Max. speed of the car km./hour miles/hour

* PERFORMANCES NOT QUOTED IN CATALOGUE



Inlet cam

S =	24.68	mm.	0.9715	inches
T =	15.07	mm.	0.5935	inches + 1%
U =	30.15	mm.	1.1871	inches

Exhaust cam

S =	24.80	mm.	0.9765	inches
T =	15.07	mm.	0.5935	inches
U =	30.34	mm.	1.1946	inches



Make BRITISH LEYLAND

Model T.R.7

F.I.A. Rec. No.

DRIVE TRAIN

CLUTCH

260. Type of clutch DIAPHRAGM 261. No. of plates 1
262. Dia. of clutch plates 21.6 cm. 8.5 ins. ⁺ 0.2%
263. Dia. of linings, inside 21.6 cm. 8.5 ins. ⁺ 0.2%
- outside 15.240 cm. 6 ins.
264. Method of operating clutch HYDRAULIC

GEAR BOX (photograph H)

270. Manual type, make TRIUMPH Method of operation REMOTE LEVER
271. No. of gear-box ratios forward 4 272. Synchronized forward ratios 4
273. Location of gear-shift CENTRE TUNNEL
274. Automatic, make BORG WARNER type 65
275. No. of forward ratios 3 276. Location of gear shift CENTRE TUNNEL

277.	Manual		Automatic		Alternative manual/automatic			
	Ratio	No. teeth	Ratio	No. teeth	Ratio	No. teeth	Ratio	No. teeth
1	2.65	$\frac{26}{19} \times \frac{29}{15}$	2.393		2.8	$\frac{21}{15} \times \frac{26}{13}$		
2	1.78	$\frac{26}{19} \times \frac{26}{20}$	1.450		1.75	$\frac{21}{15} \times \frac{20}{16}$		
3	1.25	$\frac{26}{19} \times \frac{22}{24}$			1.252	$\frac{21}{15} \times \frac{17}{19}$		
4	1.00	Direct			1.00	Direct		
5								
6								
reverse	3.01	$\frac{26}{19} \times \frac{33}{15}$			3.08	$\frac{21}{15} \times \frac{33}{15}$		

278. Overdrive, type
279. Forward gears on which overdrive can be selected
280. Overdrive ratio

FINAL DRIVE

290. Type of final drive HYPOID BEVEL GEAR 291. Type of differential 2 PINTON DE
292. Type of limited slip differential (if fitted in series-production)
293. Final drive ratio 3.63:1 Number of teeth 11 x 40
- 4.111 9 x 37



IMPORTANT :

The vehicle described in this form has been subject to the following amendments :

on 19 rec. no. List on 19 rec. no. List
on 19 rec. no. List on 19 rec. no. List
on 19 rec. no. List on 19 rec. no. List
on 19 rec. no. List on 19 rec. no. List
on 19 rec. no. List on 19 rec. no. List

Optional equipment affecting preceding information. This to be stated together with reference number.

PRODUCTION VARIANT HEAVY DUTY REAR AXLE.

OPTION FOR CERTAIN EXPORT TERRITORIES.



PART NUMBER PKC 0012





MOTOR SPORT DIVISION
The Royal Automobile Club
31 Belgrave Square, London SW1X 8QH


Manufacturer BRITISH LEYLAND
 Model T.R.7
 F.I.A. Recognition No.
 Amendment No. 1/11

Amendment to Form of Recognition

FEDERATION INTERNATIONALE DE L'AUTOMOBILE

VALID IN GROUP FOUR

No.	Reference No.		
1.	Cylinder Head - Part No. UKC 1418		
	173.	Type of Valve operation - Inlet direct through bucket tappets Exhaust Indirect via rockers.	
	181.	Diameter of Valves 35.1%	1.38 ins
	183.	Number of Valve Springs 2	
	185.	Number of Valves per Cylinder 2	
	196.	Diameter of Valves 30.7%	1.21 ins
	198.	Number of Valve Springs 2	
	200	Number of Valves per Cylinder 2	
2.	Gearbox - Part No. 520544		
	277.	1. 2.99:1 - $\frac{35}{22} \times \frac{32}{17}$	
		2. 2.10:1 - $\frac{35}{22} \times \frac{33}{25}$	
		3. 1.39:1 - $\frac{35}{22} \times \frac{27}{31}$	
		Reverse $\frac{35}{22} \times \frac{36}{17}$	
	278.	Overdrive type - Laycock J Type	
	279.	Forward Gears on which overdrive can be selected	2
	280.	Overdrive Ratio 0.797:1	
3.	Brakes		<u>FRONT</u>
	100.	Outside Diameter	266.7% 10.5 ins
	101.	Thickness of Disc	20.57% 0.81ins
	102.	Length of Brake Lining	112.26% 4.42ins
	103.	Width of Brake Lining	50.8 % 2.0 ins
	104.	Number of Pads per Brake	2
	105.	Total area per Brake	69032.12% 107sq.ins
	94.	Bore of Wheel Cylinder	38.1 % 1.5 ins
	93.	Number of Cylinders per Wheel	



Date amendment is valid from.....

1.10.75

Stamp of F.I.A./R.A.C.



MOTOR SPORT DIVISION
The Royal Automobile Club
31 Belgrave Square, London SW1X 8QH

Manufacturer BRITISH LEYLAND
 Model T.R.7
 F.I.A. Recognition No.
 Amendment No.

Amendment to Form of Recognition

FEDERATION INTERNATIONALE DE L'AUTOMOBILE
VALID IN GROUP FOUR

No.	Reference No.		
3.	Brakes (Cont'd)		<u>REAR</u>
	100. Outside Diameter	266.7 ^m / _m	10.5 ins
	101. Thickness of Disc	12.7 ^m / _m	0.5 ins
	102. Length of Brake Linings	50.8 ^m / _m	2.0 ins
	103. Width of Brake Linings	74.9 ^m / _m	2.95 ins
	104. Number of Pads per Brake		2
	105. Total area per Brake	69032.12 ^m / _m	107 sq.ins
	94. Bore of Cylinder	50.8 ^m / _m	2 ins
	93. Number of Cylinders per Wheel		2
4.	Gearbox - RKC 0437		
	277.	1. 3.321	$\frac{22}{33} \times \frac{31}{14}$
		2. 2.087	$\frac{22}{33} \times \frac{32}{23}$
		3. 1.396	$\frac{22}{33} \times \frac{27}{29}$
		4. 1	Direct
		5. 0.833	$\frac{22}{33} \times \frac{20}{36}$
	Reverse	3.428	$\frac{22}{33} \times \frac{32}{14}$
5.	Alternative Final Drive Ratios		
		3.08	12 x 37
		3.45	11 x 38
		3.89	9 x 35
		4.55	9 x 41



Date amendment is valid from.....

Stamp of F.I.A./R.A.C.

Make

BRITISH LEYLAND

Model

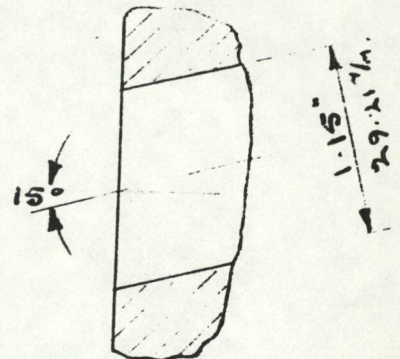
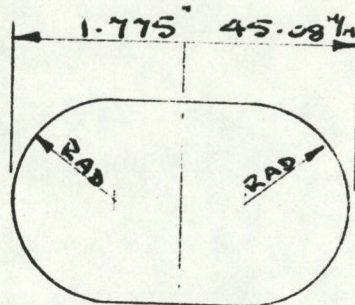
T.R.7

F.I.A. Rec. No.

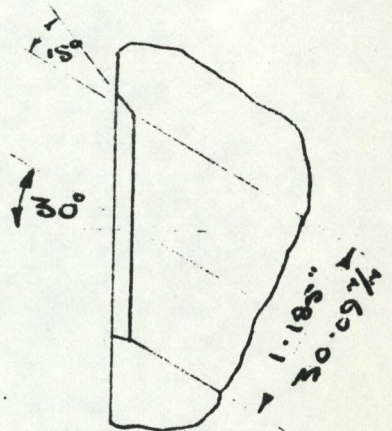
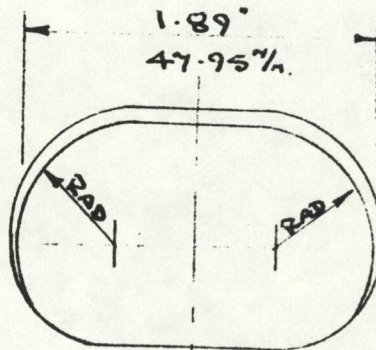
CYLINDER HEAD PART NUMBER UKC 1418

Drawing inlet manifold ports, side of cylinderhead. Indicate scale or dimensions and manufacturing tolerance.

Tolerance + 4% - 2%

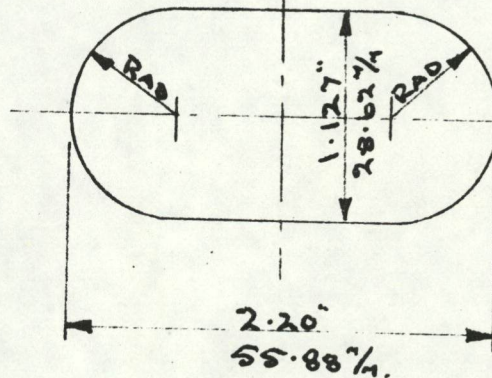


Drawing of entrance to inlet port of cylinderhead. Indicate scale or dimensions and manufacturing tolerance.



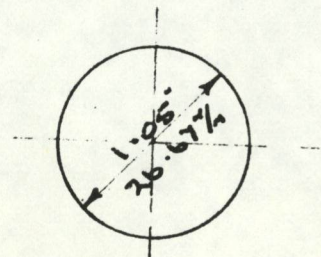
Drawing of exhaust manifold ports, side of cylinderhead. Indicate scale or dimensions and manufacturing tolerance.

Tolerance + 4% - 2%



Drawing of exit to exhaust port of cylinderhead. Indicate scale or dimensions and manufacturing tolerance.

All dimensions ± 0.03" (± 0.762mm) unless otherwise shown.







MOTOR SPORT DIVISION
The Royal Automobile Club
31 Belgrave Square, London SW1X 8QH

Manufacturer BRITISH LEYLAND
 Model T.R. 7
 F.I.A. Recognition No.
 Amendment No.

Amendment to Form of Recognition


FEDERATION INTERNATIONALE DE L'AUTOMOBILE

Photographs must be 3" x 2" and a matt finish



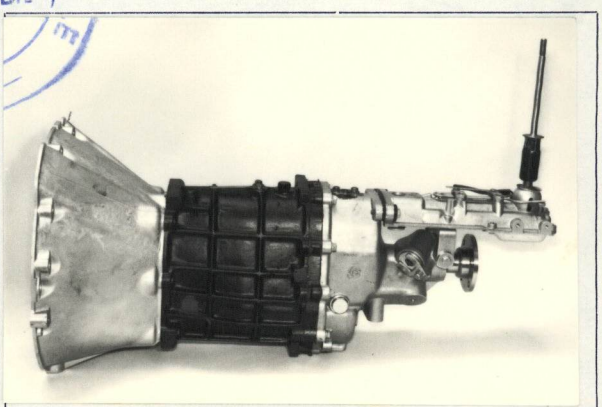
CYLINDER HEAD

PART NO. UKC 1418



BRAKES FRONT

BRAKES REAR



GEARBOX 520544

GEARBOX RKX 0437

Date amendment is valid from.....

Stamp of F.I.A./R.A.C.



MOTOR SPORT DIVISION
The Royal Automobile Club
31 Belgrave Square, London SW1X 8QH


Manufacturer BRITISH LEYLAND
 Model TR7
 F.I.A. Recognition No. 3071
 Amendment No. *2/2v*

Amendment to Form of Recognition

FEDERATION INTERNATIONALE DE L'AUTOMOBILE

VALID IN GROUP..... FOUR.....

- | No. | Reference No. |
|-----|--|
| 1. | ALTERNATIVE FINAL DRIVE RATIOS
<div style="margin-left: 40px;"> 4.89 9 x 44
 5.14 7 x 36
 5.29 7 x 37 </div> |
| 2. | ROLL OVER BAR
a) AS DRAWING NUMBER 6 PART NUMBER STR 0235
b) AS DRAWING NUMBER 6 LESS DIAGONAL STRUT PART NUMBER STR 0234 |



Date amendment is valid from 1.2.76

Stamp of F.I.A./R.A.C.



MOTOR SPORT DIVISION
The Royal Automobile Club
31 Belgrave Square, London SW1X 8QH

Manufacturer **BRITISH LEYLAND**
 Model **TR7**
 F.I.A. Recognition No. **3071**
 Amendment No. **3/3V**


Amendment to Form of Recognition

FEDERATION INTERNATIONALE DE L'AUTOMOBILE


Valid in Group THREE

No.	Reference No.	PRODUCTION OPTION	
1.	HEAVY DUTY REAR AXLE	-	PHOTOGRAPH A
2.	GEARBOX 5 SPEED	-	PHOTOGRAPH B
	277.	1. 2.33	$\frac{22}{33} \times \frac{28}{18}$
		2. 1.611	$\frac{22}{33} \times \frac{29}{27}$
		3. 1.300	$\frac{22}{33} \times \frac{26}{30}$
		4. Direct	
		5. 0.833	$\frac{22}{33} \times \frac{20}{36}$
	Reverse	3.428	$\frac{22}{33} \times \frac{14}{22}$
3.	293. FINAL DRIVE RATIO	3.9	10 x 39


$\frac{22}{33} \times \frac{32}{14}$



PHOTOGRAPH A



PHOTOGRAPH B



- 1. JAN. 1977

Date amendment is valid from.....

Stamp of F.I.A./R.A.C



MOTOR SPORT DIVISION
The Royal Automobile Club
 31 Belgrave Square, London SW1X 8QH



Manufacturer BRITISH LEYLAND
 Model TR7
 F.I.A. Recognition No. 3071
 Amendment No. 4/4V

Amendment to Form of Recognition

FEDERATION INTERNATIONALE DE L'AUTOMOBILE


Valid in Group ~~TWO~~ 4

No.	Reference No.
1.	REINFORCED REAR AXLE - STR 0439 PHOTOGRAPH A
2.	REINFORCED SUSPENSION ELEMENTS PHOTOGRAPH B
	1. FRONT SUB FRAME - STR 0417




PHOTOGRAPH A

"valable en Groupe 4 uniquement"
"valid for Group 4 only"



PHOTOGRAPH B



Date amendment is valid from 1.1.77

Stamp of F.I.A./R.A.C



MOTOR SPORT DIVISION
The Royal Automobile Club
31 Belgrave Square, London SW1X 8QH

Manufacturer BRITISH LEYLAND
 Model TR7
 F.I.A. Recognition No. 3071
 Amendment No. S/1E

Amendment to Form of Recognition

FEDERATION INTERNATIONALE DE L'AUTOMOBILE

VALID IN GROUP THREE

No.

Reference No.

EVOLUTION

142. 9.25:1

143. 60.5cm³ 3.69 cu ins

PHOTOGRAPH M UNCHANGED



Date amendment is valid from 1/4/77

Stamp of F.I.A./R.A.C.



MOTOR SPORT DIVISION
The Royal Automobile Club
 31 Belgrave Square, London SW1X 8QH

Manufacturer BRITISH LEYLAND
 Model TR 7
 F.I.A. Recognition No. 3071
 Amendment No. 6/2E

Amendment to Form of Recognition

FEDERATION INTERNATIONALE DE L'AUTOMOBILE

VALID IN GROUP THREE

No.	Reference No.	<u>ERRATA</u>					
1.	160.	9.48 kg.	20.8 lbs.	instead of	10.03 kg.	22.1 lbs.	
	161.	15.45 kg.	34.0 lbs.	" "	16. kg.	35.2 lbs.	



Date amendment is valid from..... 1.7.77

Stamp of F.I.A./R.A.C.



MOTOR SPORT DIVISION
The Royal Automobile Club
31 Belgrave Square, London SW1X 8QH

Manufacturer BRITISH LEYLAND
 Model TR7
 F.I.A. Recognition No. 3071
 Amendment No. 7/5V

Amendment to Form of Recognition

FEDERATION INTERNATIONALE DE L'AUTOMOBILE

No.

Reference No.

ALTERNATIVE FINAL DRIVE RATIOS

2.88	49 x 17
3.07	43 x 14
3.31	43 x 13
3.54	46 x 13
3.77	49 x 13
4.09	45 x 11
4.27	47 x 11
4.55	50 x 11
4.89	44 x 9
5.38	43 x 8
6.17	37 x 6

"valable en Groupe 4 uniquement"
"valid for Group 4 only"

Date amendment is valid from -1. OCT. 1977

Stamp of F.I.A./R.A.C





MOTOR SPORT DIVISION
The Royal Automobile Club
 31 Belgrave Square, London SW1X 8QH

Manufacturer BRITISH LEYLAND
 Model TR7
 F.I.A. Recognition No. 3071
 Amendment No. 8/8V

Amendment to Form of Recognition

FEDERATION INTERNATIONALE DE L'AUTOMOBILE

VALID IN GROUP FOUR

No.	Reference No.																																																
1.	<p>BRAKES</p> <p>OPTIONAL EQUIPMENT AS ART. 261 SECTION X (bb) FROM AMENDMENT 1/IV</p> <p><u>FRONT</u></p> <table border="0"> <tr><td>100.</td><td>266.7mm</td><td>10.5"</td></tr> <tr><td>101.</td><td>20.87mm</td><td>0.82"</td></tr> <tr><td>102.</td><td>112.26mm</td><td>4.42"</td></tr> <tr><td>103.</td><td>50.8mm</td><td>2.0"</td></tr> <tr><td>104.</td><td>2.</td><td></td></tr> <tr><td>105.</td><td>69032.12mm²</td><td>107 sq "</td></tr> <tr><td>94</td><td>38.1mm</td><td>1.5"</td></tr> <tr><td>93.</td><td>4.</td><td></td></tr> </table> <p><u>REAR</u></p> <table border="0"> <tr><td>100.</td><td>266.7mm</td><td>10.5"</td></tr> <tr><td>101.</td><td>12.7mm</td><td>0.5"</td></tr> <tr><td>103.</td><td>50.8mm</td><td>2.0"</td></tr> <tr><td>102.</td><td>74.9mm</td><td>2.95"</td></tr> <tr><td>104</td><td>2.</td><td></td></tr> <tr><td>105</td><td>69032.12mm²</td><td>107 sq "</td></tr> <tr><td>94</td><td>50.8mm</td><td>2.0"</td></tr> <tr><td>93</td><td>2.</td><td></td></tr> </table>	100.	266.7mm	10.5"	101.	20.87mm	0.82"	102.	112.26mm	4.42"	103.	50.8mm	2.0"	104.	2.		105.	69032.12mm ²	107 sq "	94	38.1mm	1.5"	93.	4.		100.	266.7mm	10.5"	101.	12.7mm	0.5"	103.	50.8mm	2.0"	102.	74.9mm	2.95"	104	2.		105	69032.12mm ²	107 sq "	94	50.8mm	2.0"	93	2.	
100.	266.7mm	10.5"																																															
101.	20.87mm	0.82"																																															
102.	112.26mm	4.42"																																															
103.	50.8mm	2.0"																																															
104.	2.																																																
105.	69032.12mm ²	107 sq "																																															
94	38.1mm	1.5"																																															
93.	4.																																																
100.	266.7mm	10.5"																																															
101.	12.7mm	0.5"																																															
103.	50.8mm	2.0"																																															
102.	74.9mm	2.95"																																															
104	2.																																																
105	69032.12mm ²	107 sq "																																															
94	50.8mm	2.0"																																															
93	2.																																																
2.	<p>ALTERNATIVE FINAL DRIVE RATIOS</p> <table border="0"> <tr><td>3.08</td><td>37 x 12</td></tr> <tr><td>3.45</td><td>38 x 11</td></tr> <tr><td>3.89</td><td>35 x 9</td></tr> <tr><td>4.55</td><td>41 x 9</td></tr> </table>	3.08	37 x 12	3.45	38 x 11	3.89	35 x 9	4.55	41 x 9																																								
3.08	37 x 12																																																
3.45	38 x 11																																																
3.89	35 x 9																																																
4.55	41 x 9																																																

"valable en Groupe 4 uniquement"
"valid for Group 4 only"





MOTOR SPORT DIVISION
The Royal Automobile Club
31 Belgrave Square, London SW1X 8QH


Manufacturer BRITISH LEYLAND
 Model TR7
 F.I.A. Recognition No. 3071
 Amendment No. 8/6V

Amendment to Form of Recognition


FEDERATION INTERNATIONALE DE L'AUTOMOBILE

Valid in Group FOUR

Photographs must be 3" x 2" and a matt finish





BRAKES - FRONT



BRAKES - REAR



"valable en Groupe 4 uniquement"
"valid for Group 4 only"



Date amendment is valid from.....

Stamp of F.I.A./R.A.C.



MOTOR SPORT DIVISION
The Royal Automobile Club
 31 Belgrave Square, London SW1X 8QH

Manufacturer BRITISH LEYLAND
 Model TR7
 F.I.A. Recognition No. 3071
 Amendment No. 8/6V

Amendment to Form of Recognition

FEDERATION INTERNATIONALE DE L'AUTOMOBILE

VALID IN GROUP FOUR

No.




Reference No.

"valable en Groupe 4 uniquement"

OPTIONAL EQUIPMENT

"valid for Group 4 only"

SUSPENSION - INCREASED LATERAL LOCATION KIT



← Mounted
Suspension kit



Date amendment is valid from.....

Stamp of F.I.A./R.A.C.



MOTOR SPORT DIVISION
The Royal Automobile Club
 31 Belgrave Square, London SW1X 8QH



Manufacturer BRITISH LEYLAND
 Model TR7
 F.I.A. Recognition No. 3071
 Amendment No. 8/6V

Amendment to Form of Recognition

FEDERATION INTERNATIONALE DE L'AUTOMOBILE
 FOUR
VALID IN GROUP.....

No. | Reference No.

OPTIONAL EQUIPMENT AS ART. 261 SECTION Xbb.
 REINFORCED SUSPENSION ELEMENTS AND REAR AXLE.
 INTERCHANGEABLE WITH STANDARD SYSTEM.



"valable en Groupe 4 uniquement"
"valid for Group 4 only"



Date amendment is valid from.....

Stamp of F.I.A./R.A.C.



MOTOR SPORT DIVISION
The Royal Automobile Club
 31 Belgrave Square, London SW1X 8QH

Manufacturer BRITISH LEYLAND
 Model TR7
 F.I.A. Recognition No. 3071
 Amendment No. 9/70

Amendment to Form of Recognition

FEDERATION INTERNATIONALE DE L'AUTOMOBILE

VALID IN GROUP THREE

No. Reference No.

1. a55. DIMENSION 'T' MAY BE REDUCED BY UP TO 1.01mm 0.040",

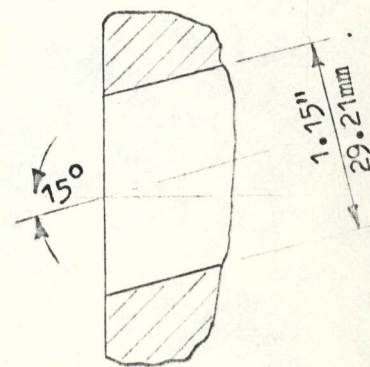
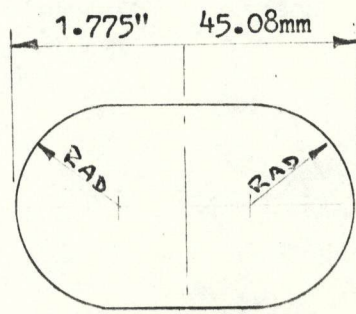
TOGETHER WITH THE SAME REDUCTION IN 'S' AND 'U'.



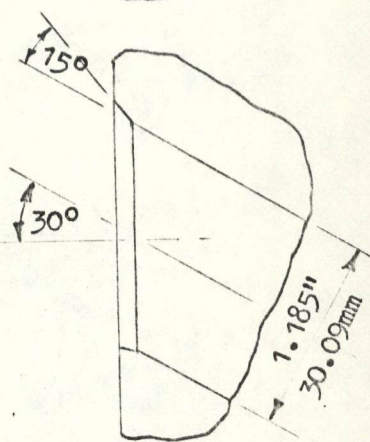
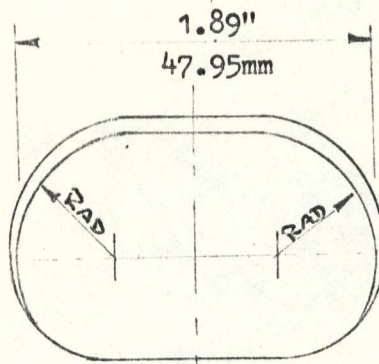
Date amendment is valid from.....-1.FEV.1978

Stamp of F.I.A./R.A.C.

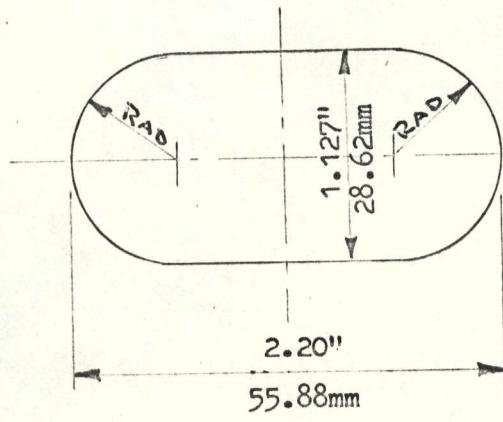
Drawing inlet manifold ports, side of cylinderhead. Indicate scale or dimensions and manufacturing tolerance.



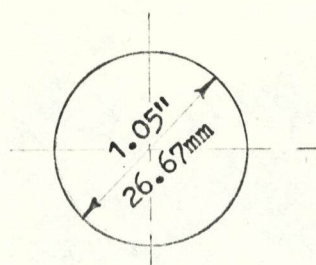
Drawing of entrance to inlet port of cylinderhead. Indicate scale or dimensions and manufacturing tolerance.



Drawing of exhaust manifold ports, side of cylinderhead. Indicate scale or dimensions and manufacturing tolerance.



Drawing of exit to exhaust port of cylinderhead. Indicate scale or dimensions and manufacturing tolerance.



"valable en Groupe 4 uniquement"
"valid for Group 4 only"

Tolerance on all dimensions + 4%





MOTOR SPORT DIVISION
The Royal Automobile Club
 31 Belgrave Square, London SW1X 8QH

Manufacturer BRITISH LEYLAND
 Model TR7
 F.I.A. Recognition No. 3071
 Amendment No. 10/8V



Amendment to Form of Recognition

FEDERATION INTERNATIONALE DE L'AUTOMOBILE

Valid in Group FOUR

No.	Reference No.
1.	CYLINDER HEAD
	139. ALUMINIUM ALLOY
	140. 4
	141. 4
	142. 10.35 \pm 0.35
	173. INLET DIRECT THROUGH BUCKET TAPPETS EXHAUST INDIRECT VIA ROCKERS
	181. 35.1mm 1.38"
	183. 2
	184. COIL
	185. 2
	196. 30.7mm 1.21"
	198. 2
	199. COIL
	200. 2

"valable en Groupe 4 uniquement"
"valid for Group 4 only"



Date amendment is valid from -1 FEV. 1978

Stamp of F.I.A./R.A.C



MOTOR SPORT DIVISION
The Royal Automobile Club
31 Belgrave Square, London SW1X 8QH

Manufacturer BRITISH LEYLAND

Model TR 7

F.I.A. Recognition No. 3071

Amendment No. 71/09V

Amendment to Form of Recognition


FEDERATION INTERNATIONALE DE L'AUTOMOBILE

VALID IN GROUP THREE

No.

Reference No.

PRODUCTION VARIANT
 OPTIONS FOR CERTAIN EXPORT TERRITORIES
 1 IMPROVED EFFICIENCY RADIATOR STR 0414.



2

HEAVY DUTY SUSPENSION - COMPRISING OF UPRATED SPRINGS AND DAMPERS -
 THERE IS NO VISUAL CHANGE TO THE SUSPENSION AS SHOWN IN PHOTOGRAPHS
 D AND E.

Front strut insert part no: STR 0734
 Rear shock absorber part no: STR 0430
 Road Spring part no : TKC 1329



-1. Juil. 1978

Date amendment is valid from.....

Stamp of F.I.A./R.A.C.



MOTOR SPORT DIVISION
The Royal Automobile Club
31 Belgrave Square, London SW1X 8QH

Manufacturer B.L. CARS LIMITED

Model T.R. 7.

F.I.A. Recognition No. 3071

Amendment No. 12/10 V

Amendment to Form of Recognition

FEDERATION INTERNATIONALE DE L'AUTOMOBILE

VALID IN GROUP.....THREE.....

No.	Reference No.		
1.	50	ALUMINIUM ALLOY	
	51	5.4 KG	12 LBS.
	52	STUDS AND NUTS	
	53	330.2%	13 INS.
	54	139.7%	5.5 INS.



Date amendment is valid from.....-1.NOV.1979.....

Stamp of F.I.A./R.A.C.



BRITISH MOTOR SPORTS COUNCIL
31 Belgrave Square, London SW1X 8QH

Manufacturer B.L. CARS
Model T.R.7.
F.I.A. Recognition No. 3071
Amendment No. 13/11 V


Amendment to Form of Recognition

FEDERATION INTERNATIONALE DE L'AUTOMOBILE

Valid in Group 3


No. Reference No.

1. OPTIONAL BODYWORK.



9. 947 kg 2087 lbs

2. 4. 420.3 cm 165.5 ins (Export Specification)
5. 168.1 cm 66.2 ins
6. 125.7 cm 49.5 ins (Hood Up)
7. 14.4 gall U.S.



Date amendment is valid from -1. JUL. 1980

Stamp of F.I.A./R.A.C



BRITISH MOTOR SPORTS COUNCIL
31 Belgrave Square, London SW1X 8QH

Manufacturer B.L. CARS
Model T.R.7.
F.I.A. Recognition No. 3071
Amendment No. 13 / 11 V

Amendment to Form of Recognition

FEDERATION INTERNATIONALE DE L'AUTOMOBILE



Valid in Group 3

No. | Reference No. OPTIONAL EQUIPMENT

CARBURATION

- 1. 210. 2
- 211. SIDE DRAUGHT
- 212. ZENITH
- 213. 175 CDFVX
- 214. 1
- 215. 44.45 % 1.75 ins
- 216. 44.45 % 1.75 ins

- 2. 293. 3.45:1 11 x 38





MOTOR SPORT DIVISION
The Royal Automobile Club
31 Belgrave Square, London SW1X 8QH

Manufacturer BRITISH LEYLAND

Model T.R.7

F.I.A. Recognition No. 3071

Amendment No. 14/12V

Amendment to Form of Recognition

FEDERATION INTERNATIONALE DE L'AUTOMOBILE

VALID IN GROUP THREE


No. | Reference No. **PRODUCTION OPTION**
 |
 | **GEARBOX. 5 SPEED AS AMENDMENT 3/3V.**

ALTERNATIVE GEAR RATIOS

277.

- | | | |
|------|--------|---------|
| 1. | 3.32 | 31 x 14 |
| 2. | 2.09 | 32 x 23 |
| 3. | 1.40 | 27 x 29 |
| 4. | DIRECT | |
| 5. | 0.833 | 20 x 36 |
| REV. | 3.428 | 32 x 14 |

CONSTANT RATIO 33 - 22



-1.MAR.1981

Date amendment is valid from.....

Stamp of F.I.A./R.A.C.