



FEDERATION INTERNATIONALE
DU SPORT AUTOMOBILE

Homologation No

- 303

FICHE D'HOMOLOGATION POUR MOTEUR DE FORMULE 3
HOMOLOGATION FORM FOR FORMULA 3 ENGINE

Constructeur FIAT AUTO S.p.A. Modèle et type TIPO i.e. 16V
Manufacturer FIAT AUTO S.p.A. Model and type TIPO i.e. 16V

Homologation valable à partir du 01 OCT. 1992
Homologation valid as from 01 OCT. 1992

MOTEUR (version standard)
ENGINE (standard version)

Cycle 4 - temps (OTTO) / 4 - tempi (OTTO)
Cycle 4 - temps (OTTO) / 4 - tempi (OTTO)

Nombre et disposition des cylindres 4 en ligne - 4 in linea
Number and layout of the cylinders 4 en ligne - 4 in linea

Mode de refroidissement liquide - liquido
Cooling system liquide - liquido

Cylindrée: Unitaire 438,9 cm³ Totale 1755,6 cm³
Cylinder capacity: Unitary 438,9 cm³ Total 1755,6 cm³

Matériau du bloc cylindres fonte - ghisa
Cylinder block material fonte - ghisa

Chemises:

<input checked="" type="checkbox"/> oui	<input type="checkbox"/> non
<input checked="" type="checkbox"/> yes	<input type="checkbox"/> no

 Type _____
Sleeves

<input checked="" type="checkbox"/> oui	<input type="checkbox"/> non
<input checked="" type="checkbox"/> yes	<input type="checkbox"/> no

 Type _____

Alésage 84 mm Course 79,2 mm
Bore 84 mm Stroke 79,2 mm

Vilebrequin:
Crankshaft:

Type de paliers lisses - lisci
Type of bearings lisses - lisci

Matériau des chapeaux de paliers fonte - ghisa
Bearing cap material fonte - ghisa

CF FISA - FC - 1990 - 002 - 02 FB 11.90



Marque FIAT Modèle TIPO i.e. 16V
 Make _____ Model _____

- 303

Vilebrequin:
Crankshaft:

Type de paliers lisses - lisci
Type of bearings _____

Matériau des chapeaux de paliers fonte - ghisa
Bearing cap material _____

Culasse:
Cylinder head:

Nombre 1 Emplacement au-dessus du bloc cylindre - sopra il basamento
Number _____ Location _____

Système de commande des soupapes commande directe - comando diretto
Type of valve operation _____

Angle entre axe de la soupape d'admission et axe de la soupape d'échappement 46°
Angle between inlet valve axle and exhaust valve axle _____

Admission:
Inlet:


Nombre de soupapes par cylindre 2 Type des ressorts de soupape elicoidal - elicoidale
Number of valves per cylinder _____ Type of valve springs _____

Echappement:
Exhaust:


Nombre de soupapes par cylindre 2 Type des ressorts de soupape elicoidal - elicoidale
Number of valves per cylinder _____ Type of valve springs _____

PHOTOS

Culasse nue vue de dessus
Bare cylinder head seen from above



Culasse nue vue de dessous
Bare cylinder head seen from below



Marque
Make


FIAT

Modèle
Model


TIFO i.e. 16V

- 303


Profil droit de culasse nue
Right hand view of bare cylinder head




Profil gauche de culasse nue
Left hand view of bare cylinder head




Bloc nu vu de dessus
Bare block seen from above



Bloc nu vu de dessous
Bare block seen from below



Profil droit du bloc nu
Right hand view of bare block



Profil gauche du bloc nu
Left hand view of bare block

