

Manufacturers Reference No. for Application

SUNTIG IA



F.I.A. Recognition No. 211

ROYAL AUTOMOBILE CLUB

PALL MALL, LONDON, S.W.1.

Federation Internationale de l'Automobile.

Form of Recognition in accordance with
Appendix J to the
International Sporting Code.

Manufacturer SUNBEAM-TALBOT LIMITED.

Model TIGER/ALPINE 260 (RIGHT OR LEFT Year of Manufacture 1965.
HAND DRIVE.)

Chassis B.9470001

Serial No. of Engine 1000 Suffix E7.KL or L2.KA and subsequent Ford Motor Co. Ltd. series

Type of Coachwork Open 2 Seater.

Recognition is valid from ~~1/1/65~~ 1/8/65 In category Grand Touring.

Handwritten notes:
X
Schild
G...
Date
Munich
G...
A large bracket is drawn under the handwritten notes.

Photograph to be affixed here $\frac{3}{4}$ view of car from front right.



Stamp of F.I.A./R.A.C. to be affixed here.

Form: R.F.I.A.

General description of car:

Specify here material/s of chassis/body construction


Two seater sports tourer with rear occasional seat.
Two door only.
Hard top or soft top can be fitted.
Body construction : steel or aluminium.

Photographs to be affixed below.


¾ view of car from rear left.




Interior view of car through driver's door.



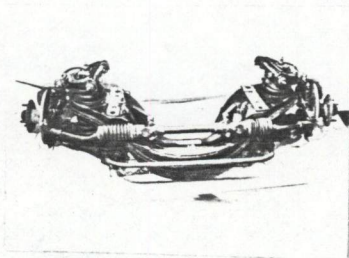
Engine unit with accessories from right.




Engine unit with accessories from left.




Front axle complete (without wheels).




Rear axle complete (without wheels).





Photograph of engine
unit with accessories
from right.



Photograph of engine
unit with accessories
from left.

Make SUNBEAM Model TIGER/ALPINE 260 P.A. Recognition No. _____

ENGINE

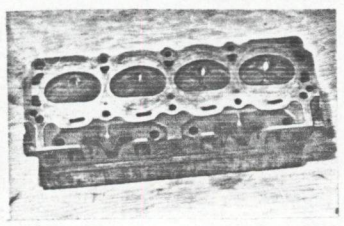
in line - Catalogued B.H.P. _____
at R.P.M. _____
No. of cylinders 8 in V Yes
opposed -
Cycle 4 stroke Firing order 15426378
Capacity 4,261 c.c. Bore 96.5 m.m. Stroke 72.8 m.m.
Maximum rebore 1.524 mm. Resultant capacity 4,400 c.c.
Material of cylinder block Cast Iron Material of sleeves, if fitted None
Distance from crankshaft centre line to top face of block at centre line of cylinders 206 m.m.
Material of cylinder head Cast Iron Volume of one combustion chamber 47.5 c.c.
Compression ratio 10 : 1
Material of piston Aluminium No. of piston rings 3 per piston
Distance from gudgeon pin centre line to highest point of piston crown 46.99 m.m.
Bearings { Crankshaft main bearings: Type Copper lead Dia. 57.15 m.m.
Connecting rod big end: Type Copper lead Dia. 53.975 m.m.
Weights { Flywheel 9.3 kg.
Crankshaft 16.8 kg.
Connecting rod 0.63 kg.
Piston with rings 0.597 kg.
Gudgeon pin 0.17 kg.
No. of valves per cylinder 2 Method of valve operation Pushrod
No. of camshafts 1 Location of camshafts In block
Type of camshaft drive Inverted tooth chain
Diameter of valves: Inlet 42 m.m. Exhaust 37 m.m.
Diameter of port at valve seat: Inlet 39 m.m. Exhaust 33 m.m.
Tappet clearance for checking timing: Inlet .588 m.m. Exhaust .588 m.m.
Valves open: Inlet 25° B.T.D.C. Exhaust 70° B.B.D.C.
Valves close: Inlet 70° A.B.D.C. Exhaust 25° A.T.D.C.
Maximum valve lift: Inlet 7.5 m.m. Exhaust 7.5 m.m.
Degrees of crankshaft rotation from zero to—
Maximum lift: Inlet 170° Exhaust 170°
 $\frac{3}{4}$ Maximum lift: Inlet 130° Exhaust 130°
Valve springs: Inlet Exhaust
Type Coil Coil
No. per valve 2 2
Carburettor: Type Down draft No. fitted 1
(up or down draft, horizontal)
Make Ford Model CAOF AL.A.4CD
Flange hole diameter 39.5 m.m. Choke diameter 27 Primary m.m.
Main jet identification No. 52 F 29.5 Secondary

Air filter: Type Paper Element. No. fitted 1


Inlet manifold:
Diameter of flange hole at carburettor 40 m.m.

Diameter of flange hole at port 25 x 47 m.m.

Photograph of combustion chamber to be affixed here.



Photograph of inlet manifold to be affixed here.



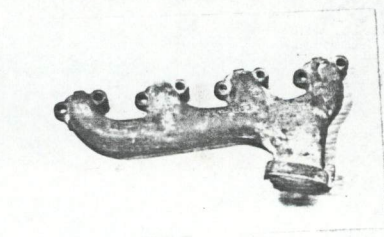

Exhaust manifold:
Diameter of flange hole at port 27 x 33 m.m.

Diameter of flange hole at connection to silencer inlet pipe 47 m.m.

Photograph of piston showing crown to be affixed here.



Photograph of exhaust manifold to be affixed here.



ENGINE ACCESSORIES

Make of fuel pump S.U. No. fitted 1.

Method of operation Electrical

Type of ignition system Coil and Distributor. coil or magneto

Make of ignition Ford. Model C 30F 3 MB

Method of advance and retard Centrifugal and Vacuum

Make of ignition coil Ford or Lucas. Model FAC 12029/HA 12

No. of ignition coils 1 Voltage 12

Make of dynamo Ford or Lucas. Model C 40

Voltage of dynamo 12 Maximum output 30 amps.

Make of starter motor Ford or Lucas. Model M 40

Battery: No. fitted 1 Voltage 12 Capacity 51 amp. hour

Oil Cooler (if fitted) type Radiator. Capacity 1.5 pints

Make SUNBEAM Model TIGER/ALPINE ²⁶⁰ F.I.A. Recognition No. _____
 Manufacturers Reference No. of Application SUNTIG 1A.

TRANSMISSION

Make of clutch Ford Type Dry
 Diameter of clutch plate 10 inch. No. of plates 1
 Method of operating clutch Mechanical & Hydraulic.
 Make of gearbox Ford Type Synchromesh.
 No. of gearbox ratios 4 forward and 1 reverse.
 Method of operating gearshift manual.
 Location of gearshift Centre floor lever.
 Is overdrive fitted? No.
 Method of controlling overdrive, if fitted Not Applicable.

	GEARBOX RATIOS		ALTERNATIVE RATIOS					
	Ratio	No. of Teeth	Ratio	No. of Teeth	Ratio	No. of Teeth	Ratio	No. of Teeth
1.	2.32	$\frac{23}{25} \times \frac{32}{15}$	2.78	$\frac{30}{23} \times \frac{32}{15}$	2.33	36/17		
2.	1.69	$\frac{23}{25} \times \frac{28}{18}$	1.93	$\frac{30}{23} \times \frac{31}{21}$	1.61	29/20		
3.	1.29	$\frac{23}{25} \times \frac{25}{21}$	1.36	$\frac{30}{23} \times \frac{25}{24}$	1.20	25/27		
4.	1.0	Direct.	1.0	Direct.	1.0	Direct.		
5.	-	-	-	-	-	-		

Type of final drive Hypoid.
 Type of differential 6 Bevel pinion with power locking.
 Final drive ratio 2.88 Alternatives 3.31 3.54 3.77
 No. of teeth 46/16. 13/43 13/46 13/49
 Overdrive ratio, if fitted Not fitted.

WHEELS

Type Pressed steel disc. Weight 5.76 kg.
 Method of attachment Four stud 7/16 UNF.
 Rim diameter 330.2 m.m. Rim width 116.5 m.m.
 Tyre size: Front 600 x 13 Rear 600 x 13

BRAKES

Method of operation Hydraulic.
 Is servo assistance fitted? Yes.
 Type of servo, if fitted Girling Vacuum.
 No. of hydraulic master cylinders 1 Bore 12.1 m.m.
5

Make SUNBEAM Model TIGER/ALPINE ²⁶⁰ F.I.A. Recognition No. _____

Additional information for cars fitted with two-cycle engines

System of cylinder scavenging _____
 Type of lubrication _____
 Size of inlet port: _____
 Length measured around cylinder wall _____ m.m.

Make SUNBEAM Model TIGER/ALPINE ²⁶⁰ F.I.A. Recognition No. _____

	Front	Rear
No. of wheel cylinders	2 per wheel	1 per wheel
Bore of wheel cylinders	54 m.m.	22.2 m.m.
Inside diameter of brake drums	- m.m.	228.6 m.m.
No. of shoes per brake	-	2
Outside diameter of brake discs	250.2 m.m.	- m.m.
No. of pads per brake	2	-
Dimensions of brake linings per shoe or pad (if all shoes or pads in each brake are not of same dimensions, specify each)		

	Front	Rear
Length	77 m.m.	215 m.m.
	- m.m.	- m.m.
Width	54 m.m.	44.5 m.m.
Total area per brake	6645 m.m. ²	19484 m.m. ²

SUSPENSION

	Front	Rear
Type	Wishbone.	Live axle.
Type of spring	Coil	Semi-elliptic.
Is stabiliser fitted?	yes	no
Type of shock absorber	Telescopic	Telescopic.
No. of shock absorbers	2	2

STEERING

Type of steering gear Rack and Pinion.

Turning circle of car 10.36 m., approx.

No. of turns of steering wheel from lock to lock 3

CAPACITIES AND DIMENSIONS

Fuel tank 52 litres Sump (including Oil filter) 6.8 litres

Radiator (with heater) 15.3 litres

Overall length of car 395 cm. Overall width of car 153.5 cm.

Overall height of car, unladen (with hood up, if appropriate) 130.8 cm.

Distance from floor to top of windscreen:

Highest point 92.7 cm. Lowest point 87 cm.

Width of windscreen:

Maximum width 122 cm. Minimum width 104 cm.

*Interior width of car 128 cm.

No. of seats 2

Track: Front 131.4 cm. Rear 125 cm.

Wheelbase 218.4 cm. Ground clearance 104 m.m.

*(To be measured at the immediate rear of the steering wheel, and the width quoted to be maintained in a vertical plane of not less than 25 cms.)

Overall weight with water, oil and spare wheel, but without fuel 980 kgs.

6

Make SUNBEAM Model TIGER/ALPINE ²⁶⁰ F.I.A. Recognition No. _____

Optional equipment affecting preceding information:—

1. Alternative carburettor available; twin choke down draft Ford, type No. C 4DF 9510E, flange hole diameter 36.51 mm, choke diameter 25.65 mm. Main jet identification number 44 F.
2. ~~Alternative exhaust pipe and manifold available, all port dimensions identical~~

BRAKES

Method of operation..... Hydraulic.
Is servo assistance fitted?..... Yes.
Type of servo, if fitted..... Girling Vacuum.
No. of hydraulic master cylinders..... 1 Bore..... 12.1 m.m.
5

WOLFEHAM Model..... TIGER/ALPINE 260. F.I.A. Recognition No.....

Additional information for cars fitted with two-cycle engines

System of cylinder scavenging.....
Type of lubrication.....

Size of inlet port:

Length measured around cylinder wall..... m.m.
Height..... m.m. Area..... m.m.²

Size of exhaust port:

Length measured around cylinder wall..... m.m.
Height..... m.m. Area..... m.m.²

Size of transfer port:

Length measured around cylinder wall..... m.m.
Height..... m.m. Area..... m.m.²

Size of piston port:

Length measured around piston..... m.m.
Height..... m.m. Area..... m.m.²

Method of pre-compression.....
Bore and stroke of pre-compression cylinder, if fitted..... m.m.
Distance from top of cylinder block to lowest point of inlet port..... m.m.
Distance from top of cylinder block to highest point of exhaust port..... m.m.
Distance from top of cylinder block to highest point of transfer port..... m.m.

Drawing of cylinder ports.

Supercharger, if fitted

Make..... Model or Type No.....
Type of drive..... Ratio of drive.....

Fuel injection, if fitted

Make of pump..... Model or Type No.....
Make of injectors..... Model or Type No.....
Location of injectors.....

Track: Front.....131.4.....cm. Rear.....125.....cm.
Wheelbase.....218.4.....cm. Ground clearance.....104.....m.m.

*(To be measured at the immediate rear of the steering wheel, and the width quoted to be maintained in a vertical plane of not less than 25 cms.)


Overall weight with water, oil and spare wheel, but without fuel.....980.....kgs.

6


Make.....SUNBEAM.....Model.....TIGER/ALPINE.....260.....F.I.A. Recognition No.....

Optional equipment affecting preceding information:—

1. Alternative carburettor available; twin choke down draft Ford, type No. C 4DF 9510E, flange hole diameter 36.51 mm, choke diameter 25.65 mm. Main jet identification number 44 F.
- ~~2. Alternative exhaust pipe and manifold available, all port dimensions identical with type originally specified.~~
3. Additional fuel tank available to bring fuel capacity up to 117 litres.
4. Engine oil cooler available.
5. ~~Touring camshaft available.~~
6. Bevel pinion differential available.
7. Alternative engine sump available giving a total oil capacity of 8 litres.
8. Magnesium alloy wheels available - size 330.2 x 127 mm (5")
Resulting tracks : front, 141 cm; rear, 135 cm.
Same method of attachment as original wheels.
9. Magnesium alloy wheels available - size 330.2 x 140 mm (5½").
Resulting tracks: front, 151 cm; rear 145 cm.
Same method of attachment as original wheels.
- ~~10. Alternative cylinder head available - all valve dimensions identical with type originally specified.~~
11. Tropical Radiator available increasing capacity.



Alternative exhaust manifold.



Alternative cylinder head.

The Royal Automobile Club

165044



Motor Sport ~~Section~~ Division,
31 Belgrave Square
London SW1

Telegrams: Motrace, London SW1
Telephone: BELgravia 8601

Our ref: DM/GS

Your ref:

14th October, 1965.

Monsieur H. Schroeder,
Secretary, C.S.I.,
8 Place de la Concorde,
Paris 8.

Dear Monsieur Schroeder,

Homologation Application for November

Please find enclosed two new photographs of the Sunbeam Tiger/Alpine 260 to replace the existing photographs inserted on the Homologation Form which was not accepted at the last meeting.

Rootes have applied for an overall weight for this vehicle of 1,168 kgs.

We trust that you will find this satisfactory.

Regarding the modification to the Hillman Imp Homologation Forms sent recently, we would be pleased if you would kindly return these as the Rootes Group do not wish to continue.

Yours sincerely,

D. Mills,
Administrative Officer.