JAPAN AUTOMOBILE FEDERATION

F. I. A. Recognition No. 1477
Group 2 - Touring

FEDERATION INTERNATIONALE DE L'AUTOMOBILE

Form of recognition in accordance with
Appendix J to the International Sporting Code.

Cylinder-capacity 1299 cm3 79.27 cu. in.

Manufacturer NISSAN MOTOR CO., LTD.

Model DATSUN BLUEBIRD P(L)411-TK

Serial No. of chassis 090114
engine J-170819

Manufacturer NISSAN

Manufacturer NISSAN

Recognition is valid from 1st April 1967

List 12/1

The manufacturing of the model described in this recognition form was started on APR. 1966 and the minimum production of 1,000 identical cars, in accordance with the specifications of this form was reached on DEC. 1966

Photograph A, 3/4 view of car from front



FOUR DOOR

JAPAN AUTOMOBILE FEDERATION
東京都港区芝公園第三号地一番五
機械振興会館内
社団法人 日本自動車連盟

The vehicle described in this form has been subject to the following amendments :

Variants				Normal evolution of the type			
on	19	rec. No.	List	on	19	rec. No.	List
on	19	rec. No	List	on	19	rec. No.	List
on	19	rec. No	List	on	19	rec. No.	List
on	19	rec. No	List	on	19	rec. No.	List
on	19	rec. No	List	on	19	rec. No.	List

Stamp and signature of the National Sporting Authority

Stamp and signature of the F. I. A.

Make NISSAN Model. P(L)411-TK F. I. A. Rec. No.

IMPORTANT - the underlined items must be stated in two measuring systems, one of which must be the metric system. See coversion table hereafter.

CAPACITIES AND DIMENSIONS

1. Wheelbase	2,380	mm		93.7	inches	
2. Front track	1,206	mm		47.5	inches *	
3. Rear track	1,198	mm		47.2	inches *	
4. Overall length of the car			399.5	cm		inches
5. Overall width of the car			149.0	cm		inches
6. Overall height of the car			143.0	cm		inches

7. Capacity of fuel tank (reserve included) 41 l trs

10.8 Gallon US Gallon Imp.

8. Seating capacity 5

9. Weight, total weight of the car with normal equipment, water, oil and spare wheel but without fuel nor repair tools:

885 kg 1,951 lbs cwt

* Differences in track caused by the use of other wheels with different rim widths must be stated when recognition is requested for the wheels concerned.

Specify ground clearance in relation to the track and give drawing of two fixed points of the vehicle's structure at which measurements are taken.

These ground clearance dimensions are only for information when checking the track and can in no way affect the eligibility of the car.

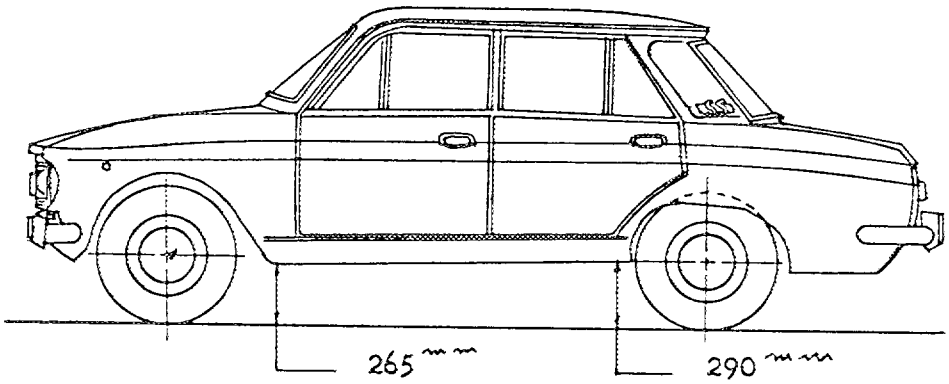

CONVERSION TABLE

1 inch / pouce	— 2.54 cm	1 quart US	-- 0.9464 ltrs
1 foot / pied	-- 30.4794 cm	1 pint (pt)	-- 0.568 ltrs
1 square inch / pouce carré	— 6.452 cm^2	1 gallon Imp.	-- 4.546 ltrs
1 cubic inch / pouce cube	— 16.387 cm^3	1 gallon US	-- 3.785 ltrs
1 pound / livre (lb)	— 453.593 gr.	1 hundred weight (cwt)	-- 50.802 kg

Make NISSAN Model P(L)411-TK F. I. A. Rec. No.

CHASSIS AND COACHWORK (Photographs A, B and C)

20. Chassis / body construction : ~~XXXXXX~~ / unitary construction
21. Unitary construction, material (s) Steel

Separate construction

22. Separate Constructions : Material (s) of chassis
23. Material (s) of coachwork
24. Number of doors 4 Material (s) Steel
25. Material (s) of bonnet Steel
26. Material (s) of boot lid Steel
27. Material (s) of rear-window Glass
28. Material (s) of windscreen Glass
29. Material (s) of front-door windows Glass
30. Material (s) of rear-door windows Glass
31. Sliding system of door windows Vertical, manual
32. Material (s) of rear-quarter light Glass

ACCESSORIES AND UPHOLSTERY

38. Interior heating : ~~XXX~~ - no 39. Air-conditioning : ~~XXX~~ - no
40. Ventilation : yes - ~~XX~~
41. Front seats, type of seats and upholstery Separate, vinyl
42. Weight of front seat (s), complete with supports and rails, out of the car :

13 x 2 kg lbs

43. Rear seats, type of seats and upholstery Bench, vinyl
44. Front bumper, material (s) Steel Weight 7.5 kg lbs
45. Rear bumper, material (s) Steel Weight 9.5 kg lbs

WHEELS

50. Type Pressed steel
51. Weight (per wheel, without tyre) 6.0 kg lbs
52. Method of attachment Wheel nut (4 nuts)
53. Rim diameter 330 mm 13 inches
54. Rim width 102 mm 4 inches

114 mm 4.5 inches

STEERING

60. Type Recirculating ball
61. Servo-assistance : ~~XXX~~ - no
62. Number of turns of steering wheel from lock to lock 3.0
63. In case of servo-assistance

Make NISSAN Model P(L)411-TK F.I.A. Rec. No.

SUSPENSION

70. Front suspension (photogr. D), type: Independent by coil spring and wishbone
71. Type of spring: Coil
72. Stabiliser (if fitted): Torsion bar
73. Number of shockabsorbers: 2 74. Type: Hydraulic telescopic
78. Rear suspension (photogr. E), type: Rigid axle case and semi elliptical leaf spring
79. Type of spring: Leaf
80. Stabiliser (if fitted):
81. Number of shockabsorbers: 2 82. Type: Hydraulic telescopic

BRAKES (photographs F and G)

90. System: Hydraulic
91. Servo-assistance (if fitted), type:
92. Number of hydraulic master cylinders: 1

	FRONT			REAR		
93. Number of cylinders per wheel	2			1		
94. Bore of wheel cylinder (s)	50.8	mm	in.	17.5	mm	in.
Drum brakes						
95. Inside diameter		mm	in.	229	mm	in.
96. Length of brake linings		mm	in.	219.5	mm	in.
97. Width of brake linings		mm	in.	40	mm	in.
98. Number of shoes per brake				2		
99. Total area per brake	–	mm²	sq. in.	18,360	mm²	sq. in.
Disc brakes						
100. Outside diameter	222	mm	in.		mm	in.
101. Thickness of disc	10	mm	in.		mm	in.
102. Length of brake linings	86	mm	in.		mm	in.
103. Width of brake linings	39.7	mm	in.		mm	in.
104. Number of pads per brake	2					
105. Total area per brake	6,828.4	mm²	sq. in.		mm²	sq. in.

Make NISSAN Model P(L)411-TK F. I. A. Rec. No.

ENGINE (photographs J and K)

130. Cycle 4 131. Number of cylinders 4

132. Cylinder arrangement In line

133. Bore 73 mm 2.87 in. 134. Stroke 77.6 mm 3.06 in.

135. Capacity per cylinder 324.8 cm^3 19.82 cu. in.

136. Total cylinder-capacity 1,299 cm^3 79.27 cu. in.

137. Material (s) of cylinder block Cast iron

138. Material (s) of sleeves (if fitted)

139. Cylinder-head, material (s) Cast iron Number fitted 1

140. Number of inlet ports 2 141. Number of exhaust ports 3

142. Compression ratio 9.0

143. Volume of one combustion chamber 32.1 cm^3 cu. in.

144. Piston, material Al-alloy 145. Number of rings 3

146. Distance from gudgeon pin centre line to highest point of piston crown

32.5 mm inches

147. Crankshaft : ~~xxxxxx~~ / stamped 148. Type of crankshaft : integral / ~~xxxxxxxxxx~~

149. Number of crankshaft main bearings 3

150. Material of bearing cap Cast iron

151. System of lubrication : ~~xxxxxx~~ / oil in sump

152. Capacity, lubricant 2.9 ltrs - pts quarts US

153. Oil cooler : ~~xxx~~/ no 154. Method of engine cooling Water

155. Capacity of cooling system 5.4 ltrs pints quarts US

156. Cooling fan (if fitted), dia. 31 cm inches

157. Number of blades of cooling fan 4

Bearings

158. Crankshaft main, type Plain Dia. 51 mm in.

159. Connecting rod big end, Plain Dia. 48 mm in.

Weights

160. Flywheel (clean) 9.2 kg lbs

161. Flywheel with clutch (all turning parts) 14.3 kg lbs

162. Crankshaft 14 kg lbs 163. Connecting rod 0.7 kg lbs

164. Piston with rings and pin 0.3 kg lbs

Make NISSAN Model P(L)411-TK F. I. A. Rec. No.

FOUR STROKE ENGINES

170. Number of camshafts 1 171. Location Cylinder block

172. Type of camshaft drive Chain

173. Type of valve operation Push rod

INLET (see page 3) *

180. Material(s) of inlet manifold Al-cast

181. Diameter of valves 38 mm 1.50 inches

182. Max. valve lift 9 mm 3.54 in. 183. Number of valve springs 2

184. Type of spring Coil 185. Number of valves per cylinder 1

186. Tappet clearance for checking timing (cold) 0.45 mm inches

187. Valves open at (with tolerance for tappet clearance indicated) B.T.D.C 26° ± 7°

188. Valves close at (with tolerance for tappet clearance indicated) A.B.D.C 70° ± 7°

189. Air filter, type Dry

EXHAUST (see page 3)

195. Material (s) of exhaust manifold Cast iron

196. Diameter of valves 32 mm 1.26 inches

197. Max. valve lift 9 mm 3.54 in. 198. Number of valve springs 2

199. Type of spring Coil 200. Number of valves per cylinder 1

201. Tappet clearance for checking timing (cold) 0.45 mm inches

202. Valves open at (with tolerance for tappet clearance indicated) B.B.D.C 66° ± 7°

203. Valves close at (with tolerance for tappet clearance indicated) A.T.D.C 30° ± 7°

CARBURETION (photograph N)

210. Number of carburettors fitted 2 211. Type Side draft

212. Make HITACHI 213. Model HJB-38W-2

214. Number of mixture passages per caburettor 1

215. Flange hold diameter of exit port(s) of carburetteor 38 mm in.

216. Minimum dimensions of mixture pasage(s) with piston at max. height (example: SU)

38 mm inches

INJECTION (if fitted)

220. Make of pump 221. Number of plungers

222. Model or type of pump 223. Total number of injectors

224. Location of injectors

225. Minimum diameter of inlet pipe mm inches

---

*) for additional information concerning two-stroke engines and super-charged engines see page 13.

Make NISSAN Model P(L)411-TK F. I. A. Rec. No.

ENGINE ACCESSORIES

230. Fuel pump : mechanical and / ~~xxxxxxx~~

231. No. fitted 1

232. Type of ignition system Make and break ignition

233. No. of distributors 1

234. No. of ignition coils 1

235. No. of spark plugs per cylinder 1

236. Generator, type: ~~xxxxxx~~/alternator - number fitted 1

237. Method of drive V-belt

238. Voltage of generator 12 volts

239. Battery, number 1

240. Location Engine room

241. Voltage of battery 12 volts

ENGINE AND CAR PERFORMANCES (as declared by manufacturer in catalogue)

250. Max. engine output 72 PS (type of horsepower: JIS) at 6,000 rpm

251. Maximum rpm 6,400 output at that figure 70 PS

252. Maximum torque 10.2kg-m at 3,600 rpm

253. Maximum speed of the car 150 km / hour miles / hour

255.

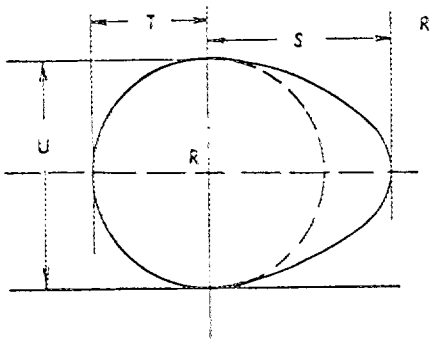

R = centre of camshaft.

Inlet cam				
S =	21.755	mm	0.86	inches
T =	15.0	mm	0.59	inches
U =	30.0	mm	1.18	inches
Exhaust cam				
S =	21.755	mm	0.86	inches
T =	15.0	mm	0.59	inches
U =	30.0	mm	1.18	inches

Make NISSAN Model P(L)411-TK F. I. A. Rec. No.

Drawing inlet manifold ports, side of cylinder-head. Indicate scale or dimensions and manufacturing tolerance.

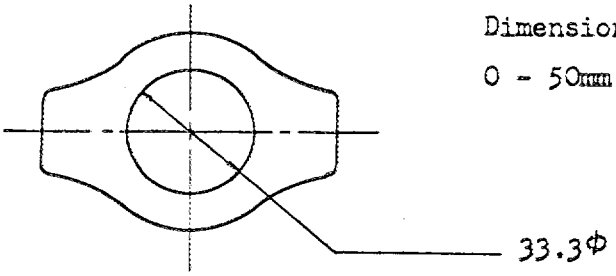

Dimension mm

0 - 50mm = ± 1,0

Drawing of entrance to inlet port of cylinder-head. Indicate scale or dimensions and manufacturing tolerance.

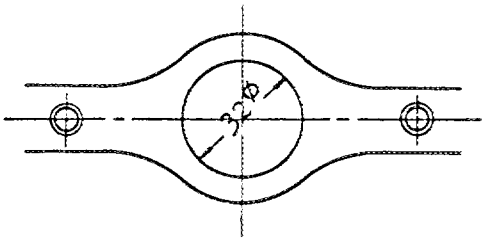

Drawing exhaust manifold ports, side of cylinder-head. Indicate scale or dimensions and manufacturing tolerance.



Drawing of exit to exhaust port of cylinderhead. Indicate scale or dimensions and manufacturing tolerance.

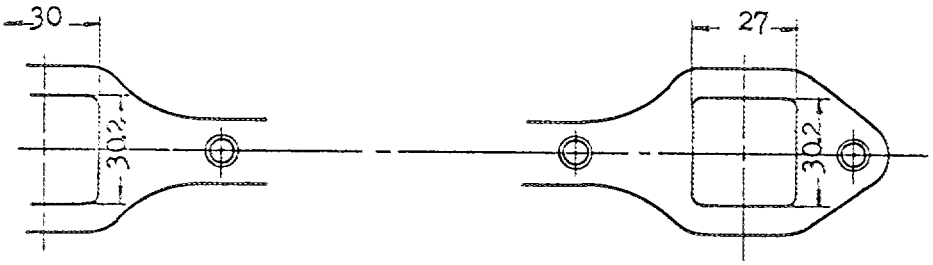

Make NISSAN Model P(L)411-TK F.I.A. Rec. No.

DRIVE TRAIN

CLUTCH

260. Type of clutch Dry single plate 261. No. of plates 1

262. Dia. of clutch plates 20.2 cm inches

263. Dia. of linings, inside 13.0 cm in. outside 20 cm in.

264. Method of operating clutch Hydraulic

GEAR BOX (photograph H)

270. Manual type, make NISSAN Method of operation MECHANICAL

271. No. of gear-box ratios forward 4 272. Synchronized forward ratios 1, 2, 3, 4

273. Location of gear-shift Floor

274. Automatic, make BORG WARNER type BW-35

275. No. of forward ratios 3 276. Location of gear-shift Steering column

277.	Manual Ratio	Manual No. teeth	Automatic Ratio	Automatic No. teeth	Alternative manual/~~automatic~~ Ratio	Alternative No. teeth	Alternative Ratio	Alternative No. teeth
1	3.657	$\frac{32}{21} \times \frac{36}{15}$	2.393	$\frac{67}{17} \times \frac{17}{16} \times \frac{16}{28}$	3.382	$\frac{31}{22} \times \frac{36}{15}$	3.082	$\frac{31}{22} \times \frac{35}{16}$
2	2.177	$\frac{32}{21} \times \frac{30}{21}$	1.450	$(\frac{32}{16} \times \frac{16}{17} \times \frac{17}{28} + 1)$	2.013	$\frac{31}{22} \times \frac{30}{21}$	1.857	$\frac{31}{22} \times \frac{29}{22}$
3	1.419	$\frac{32}{21} \times \frac{27}{29}$	1.000	$\times (\frac{67}{32+67})$	1.312	$\frac{31}{22} \times \frac{27}{29}$	1.312	$\frac{31}{22} \times \frac{27}{29}$
4	1.000				1.000		1.000	
5								
6								
reverse	3.638	$\frac{32}{21} \times \frac{18}{21} \times \frac{39}{14}$	2.094	$\frac{67}{17} \times \frac{17}{32}$	3.364	$\frac{31}{22} \times \frac{18}{21} \times \frac{39}{14}$	3.033	$\frac{31}{22} \times \frac{17}{22} \times \frac{39}{14}$

278. Overdrive, type

279. Forward gears on which overdrive can be selected

280. Overdrive ratio

FINAL DRIVE

290. Type of final drive Hypoid gear

291. Type of differential Bevel gear

292. Type of limited slip differential (if fitted)

293. Final drive ratio	3.889	4.111	4.375	4.625	4.875	5.125
Number of teeth	39/9	37/9	35/8	37/8	39/8	41/8

Make NISSAN Model P(L)411-TK F.I.A. Rec. No

IMPORTANT:- The conformity of the car with the following items of the present recognition form is to be disregarded during the scrutineering, when the vehicle has been entered in group 2 (Touring cars) or 3 (Grand Touring cars): 41, 72, 80, 91, 142, 143, 144, 145, 146, 153, 156, 157, 160, 161, 162, 163, 164, 182, 184, 186, 187, 188, 189, 199, 201, 202, 203, 212, 213, 215, 216, 222, 225, 230, 250, 251, 252, 253, and photographs L, M and N.

During the scrutineering of cars entered in group 4 (Sportscars) only the following items of the present recognition form are to be taken into consideration: 1, 2, 3, 9, 20, 21, 22, 23, 24, 25, 26, 70, 71, 78, 79, 90, 130, 131, 132, 133, 134, 135, 136, 137, 138, 139, 140, 141, 147, 148, 149, 150, 158, 159, 170, 171, 172, 173, 185, 200, 270, 271, 274, 275, 290, 291, 292 and photographs A, B, D, E, F, G, H, J, K, and O.

Optional equipement affecting preceeding information. This to be stated together with reference number.

Two door sedan



The model produced on the same line as four door sedan

Optional equipment

Item 54 Rim width 127 mm 5 inches

Item 292 Type of limited slip differential ~~Mechanical~~ FRICTION

Make NISSAN Model P(L)411-TK F.I.A. Rec. No.

Photograph

D, 3/4 view of car from rear



C, interior view of car through driver's door (open or removed) with dashboard



D, front axle complete, removed from car. Without wheels.



E, Rear axle complete without wheels, removed from car.

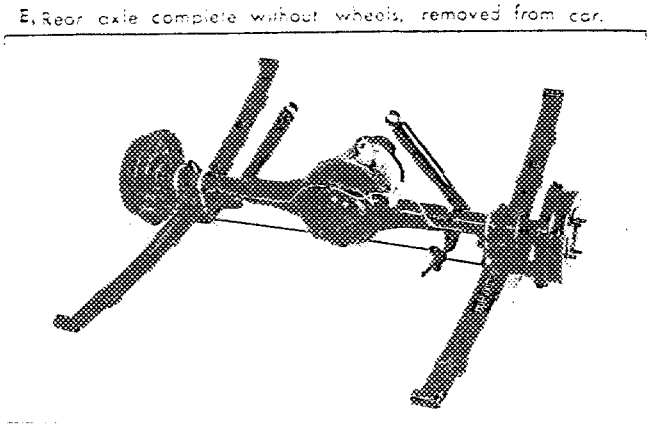

F, front brake, drum removed or disc with calliper(s)



G, rear brake, drum removed or disc with calliper(s)

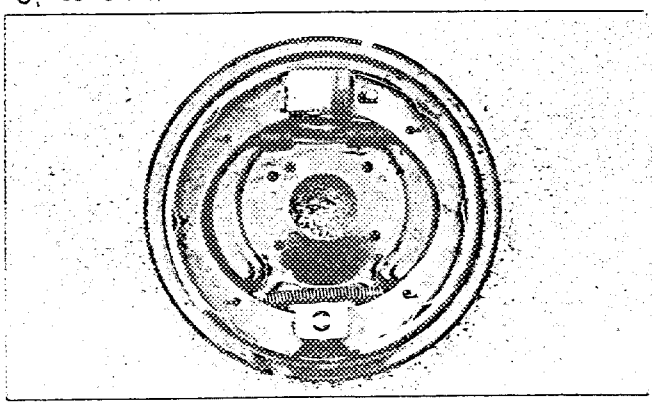

H, gear-box, view from side

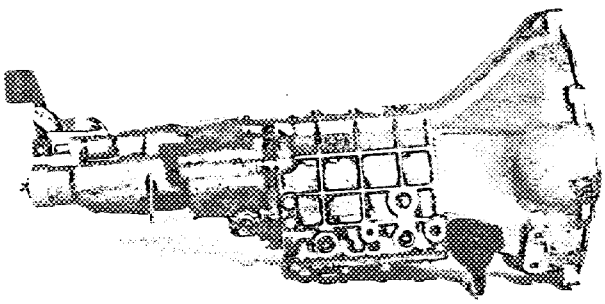

I, silencer + exhaust pipes after exhaust manifold.



J, engine unit out of car, from right. With clutch and accessories but without air filter nor gear-box.



K, Engine unit out of car, from left. With clutch and accessories but without gear-box nor air filter.



L, combustion chamber

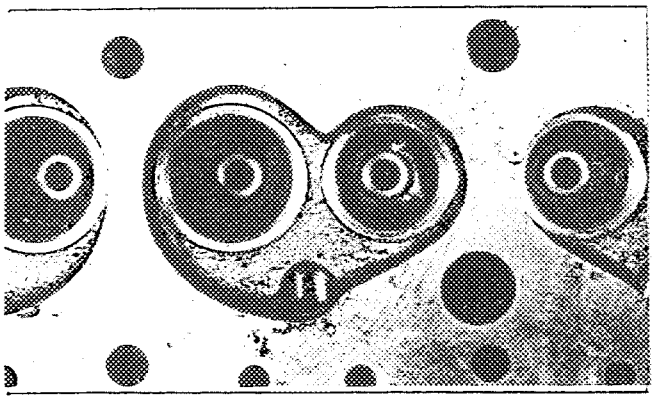

M, piston crown



N, Carburetter (view from side of manifold)



O, engine in car with all accessories, bonnet open or removed.



P, inlet manifold

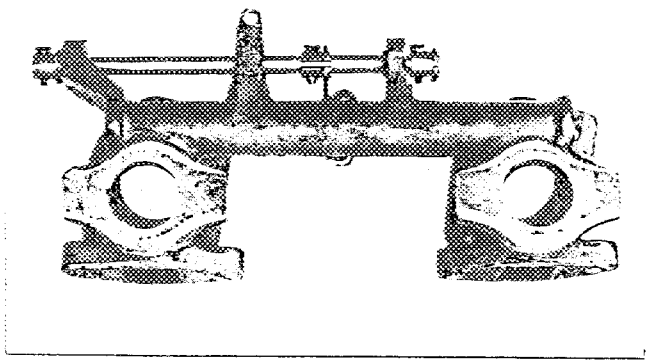
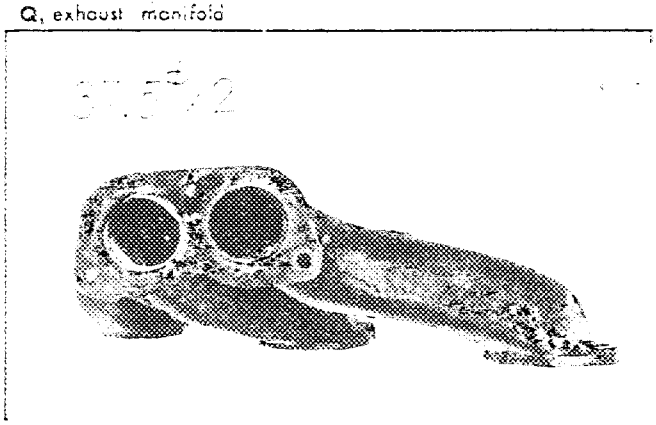
Q, exhaust manifold