

Marque Mercedes
Make

Modèle 220 E (W 124)
Model

Homologation No

C2-0012

Culasse :
Cylinder head :

Nombre 1
Number

Système de commande des soupapes Tassenstößel
Type of valve operation bucket tappet

Angle entre axe de la soupape d'admission et axe de la soupape d'échappement 50 °
Angle between inlet valve axle and exhaust valve axle


Admission : Nombre de soupapes par cylindre 2
Inlet : Number of valves per cylinder

Echappement : Nombre de soupapes par cylindre 2
Exhaust : Number of valves per cylinder


Système de refroidissement : Mode de refroidissement Flüssig
Cooling system : Cooling type liquid

PHOTOS


Profil droit du moteur complet déposé
Right hand view of complete dismantled engine




Profil gauche du moteur complet déposé
Left hand view of complete dismantled engine



Culasse nue vue de dessus
Bare cylinder head seen from above



Culasse nue vue de dessous
Bare cylinder head seen from below



Marque
Make


Mercedes

Modèle
Model


220 E (W 124)

C2-0012


Profil droit de culasse nue
Right hand view of bare cylinder head




Profil gauche de culasse nue
Left hand view of bare cylinder head




Bloc nu vu de dessus
Bare block seen from above




Bloc nu vu de dessous
Bare block seen from below



Profil droit du bloc nu
Right hand view of bare block



Profil gauche du bloc nu
Left hand view of bare block



FSA - FC - 1972 - 00001 FB07 92

