

Manufacturers Reference No. for Application

26/H/1



F.I.A. Recognition No. 127

ROYAL AUTOMOBILE CLUB

PALL MALL, LONDON, S.W.1.

Federation Internationale de l'Automobile.

Form of Recognition in accordance with
Appendix J to the
International Sporting Code.

Manufacturer LOTUS CARS LIMITED

Model ELAN Year of Manufacture 1962

Chassis 26/3001 - onwards

Serial No. of Engine LP/001 - onwards

Type of Coachwork G.T convertable.

Recognition is valid from 27. 5. 1963 In category G.T.



Photograph to be affixed here $\frac{3}{4}$ view of car from front right.

Stamp of F.I.A./R.A.C. to be
affixed here.

General description of car:

Specify here material/s of
chassis/body construction

Glass fibre reinforced plastic coackwork, with metal bonded-in frames surrounding door apertures; bolted to fabricated mild steel backbone chassis frame.

Photographs to be affixed below.


$\frac{3}{4}$ view of car from rear left.




Interior view of car through driver's door.




Engine unit with accessories from right.




Engine unit with accessories from left.



Front axle complete (without wheels)



Rear axle complete (with-out wheels).



ENGINE

No. of cylinders **FOUR** in line **IN LINE**
 in V
 opposed
 Cycle **FOUR STROKE** Firing order **1342**
 Capacity **1558** c.c. Bore **82.55** m.m. Stroke **72.75** m.m.
 Maximum rebore **1** mm. Resultant capacity **1595** c.c.
 Material of cylinder block **CAST IRON** Material of sleeves, if fitted **CAST IRON**
 Distance from crankshaft centre line to top face of block at centre line of cylinders **197.8** m.m.
 Material of cylinder head **ALUMINIUM ALLOY** Volume of one combustion chamber **40** c.c.
 Compression ratio **9.8:1**
 Material of piston **ALUMINIUM ALLOY** No. of piston rings **3**
 Distance from gudgeon pin centre line to highest point of piston crown **4.44** m.m.
 Bearings { Crankshaft main bearings: Type **STEEL BACKED SHELL** Dia. **54.00** m.m.
 Connecting rod big end: Type **STEEL BACKED SHELL** Dia. **49.21** m.m.
 Weights { Flywheel **6.98** kg.
 Crankshaft **11.00** kg.
 Connecting rod **.576** kg.
 Piston with rings **.365** kg.
 Gudgeon pin **.112** kg.
 No. of valves per cylinder **TWO** Method of valve operation **O.H.C. AND TAPPETS**
 No. of camshafts **TWO** Location of camshafts **CYLINDER HEAD**
 Type of camshaft drive **SINGLE ROLLER CHAIN**
 Diameter of valves: Inlet **38.86** m.m. Exhaust **33.66** m.m.
 Diameter of port at valve seat: Inlet **36.36** m.m. Exhaust **31.16** m.m.
 Tappet clearance for checking timing: Inlet **.25** m.m. Exhaust **.25** m.m.
 Valves open: Inlet **22° B.T.D.C.** Exhaust **62° B.B.D.C.**
 Valves close: Inlet **62° A.B.D.C.** Exhaust **22° A.T.D.C.**
 Maximum valve lift: Inlet **8.89** m.m. Exhaust **8.89** m.m.
 Degrees of crankshaft rotation from zero to—
 Maximum lift: Inlet **110°** Exhaust **250°**
 $\frac{3}{4}$ Maximum lift: Inlet **57°** Exhaust **197°**
 Valve springs: Inlet Exhaust
 Type **COIL** **COIL**
 No. per valve **TWO** **TWO**
 Carburettor: Type **HORIZONTAL** No. fitted **TWO**
 (up or down draft, horizontal)
 Make **WEBER** Model **40 D.G.O.E.**
 Flange hole diameter **40** m.m. Choke diameter **30** m.m.
 Main jet identification No. **115**



Air filter: Type REPLACEABLE ELEMENT No. fitted ONE


Inlet manifold:

Diameter of flange hole at carburettor 40 m.m.

Diameter of flange hole at port MANIFOLD INTEGRAL WITH HEAD m.m.

Photograph of combustion chamber to be affixed here.

Photograph of inlet manifold to be affixed here.



Exhaust manifold:

Diameter of flange hole at port 34 m.m.

Diameter of flange hole at connection to silencer inlet pipe 38 m.m.

Photograph of piston showing crown to be affixed here.

Photograph of exhaust manifold to be affixed here.



ENGINE ACCESSORIES

Make of fuel pump	A.C.	No. fitted	ONE
Method of operation	MECHANICAL		
Type of ignition system	COIL		coil or magneto
Make of ignition	LUCAS	Model	DISTRIBUTOR 25D4
Method of advance and retard	CENTRIFUGAL		
Make of ignition coil	LUCAS	Model	45102 H
No. of ignition coils	ONE	Voltage	12V.
Make of dynamo	LUCAS/FORD	Model	C.46
Voltage of dynamo	12V.	Maximum output	19 amps.
Make of starter motor	LUCAS/FORD	Model	H.35 G.
Battery: No. fitted	ONE	Voltage	12V.
		Capacity	38 amp. hour
Oil Cooler (if fitted) type	OPTIONAL EXTRA	Capacity	1 pints

26/H/1

Make

LOTUS

Model

ELAN

F.I.A. Recognition No.

Manufacturers Reference No. of Application

TRANSMISSION

Make of clutch BORG & BECK Type DIAPHRAGM
 Diameter of clutch plate 203 mm. No. of plates ONE
 Method of operating clutch HYDRAULIC SLAVE CYLINDER
 Make of gearbox FORD Type ALL SYNCHROMESH
 No. of gearbox ratios FOUR FORWARD, ONE REVERSE
 Method of operating gearshift DIRECT MECHANICAL
 Location of gearshift CENTRAL (ON PROP-SHAFT TUNNEL)
 Is overdrive fitted? NO
 Method of controlling overdrive, if fitted - -

	GEARBOX RATIOS		ALTERNATIVE RATIOS					
	Ratio	No. of Teeth	Ratio	No. of Teeth	Ratio	No. of Teeth	Ratio	No. of Teeth
1.	2.509	$\frac{28}{21} \times \frac{32}{17}$	3.543	$\frac{32}{17} \times \frac{32}{17}$	3.534	$\frac{32}{17} \times \frac{32}{17}$		
2.	1.697	$\frac{28}{21} \times \frac{28}{22}$	2.396	$\frac{32}{17} \times \frac{28}{22}$	2.04	$\frac{32}{17} \times \frac{27}{24}$		
3.	1.230	$\frac{28}{21} \times \frac{24}{26}$	1.412	$\frac{32}{17} \times \frac{21}{28}$	1.412	$\frac{32}{17} \times \frac{21}{28}$		
4.	1.0	DIRECT	1.0	DIRECT	1.0	DIRECT		
5.	2.807	-	3.96	-				

Type of final drive HYPOID BEVEL

Type of differential BEVEL GEAR

Final drive ratio 3.90

Alternatives 4.43 4.12 3.77 4.7

No. of teeth 10.39

9:40 9:37 9:34 7:33

Overdrive ratio, if fitted N/A

WHEELS

Type VENTED DISC Weight 5.57 kg.
 Method of attachment 4 STUD BOLT ON FIXING
 Rim diameter 381 m.m. Rim width 114 m.m.
 Tyre size: Front 5.20" x 13" Rear 5.20" x 13"

BRAKES

Method of operation HYDRAULIC
 Is servo assistance fitted? NO
 Type of servo, if fitted N/A
 No. of hydraulic master cylinders ONE Bore 15.87 m.m.

26/H/1

	Front		Rear	
	TWO PER WHEEL	HEEL	TWO PER WHEEL	
No. of cylinders	42.8	m.m.	30.3	m.m.
Inside diameter of brake drums	-	m.m.	-	m.m.
No. of shoes per brake	-		-	
Outside diameter of brake	241.295	m.m.	254	m.m.
No. of pads per brake	TWO		TWO	
Dimensions of brake linings per shoe or pad (if all shoes or pads in each brake are not of same dimensions, specify each)				

	Front		Rear	
Length	53.4	m.m.	46	m.m.
	-	m.m.	-	m.m.
Width	38.1	m.m.	38.1	m.m.
Total area per brake	387	m.m. ²	354	m.m. ²

SUSPENSION

	Front	Rear
Type	UNEQUAL WISHBONE	CHAPMAN STRUT
Type of spring	COIL SPRING	COIL SPRING
Is stabiliser fitted?	YES	OPTIONAL
Type of shock absorber	TELESCOPIC HYDRAULIC	TELESCOPIC HYDRAULIC
No. of shock absorbers	TWO	TWO

STEERING

Type of steering gear	RACK & PINION
Turning circle of car	9 m., approx.
No. of turns of steering wheel from lock to lock	23

CAPACITIES AND DIMENSIONS

Fuel tank	48	litres	Sump	3.7	litres
Radiator	4.4	litres			
Overall length of car	368	cm.	Overall width of car	142.3	cm.
Overall height of car unladen (with hood up, if appropriate)			120	cm (OVER HOOD)	
Distance from floor to top of windscreen:					
Highest point	90.9	cm.	Lowest point	86.4	cm.
Width of windscreen:					
Maximum width	118	cm.	Minimum width	107	cm.
*Interior width of car	114.2	cm.			
No. of seats	TWO				
Track: Front	119	cm.	Rear	123	cm.
Wheelbase	213	cm.	Ground clearance	15.2	m.m.

*(To be measured at the immediate rear of the steering wheel and the width quoted to be maintained in a vertical plane of not less than 25 cms.)

Overall weight with water, oil and spare wheel, but without fuel 580 kgs.

Additional information for cars fitted with two-cycle engines

System of cylinder scavenging

Type of lubrication

Size of inlet port:

Length measured around cylinder wall

m.m.

Height

m.m.

Area

m.m.²

Size of exhaust port:

Length measured around cylinder wall

m.m.

Height

m.m.

Area

m.m.²

Size of transfer port:

Length measured around cylinder wall

m.m.

Height

m.m.

Area

m.m.²

Size of piston port:

Length measured around piston

m.m.

Height

m.m.

Area

m.m.²

Method of pre-compression

Bore and stroke of pre-compression cylinder, if fitted

m.m.

Distance from top of cylinder block to lowest point of inlet port

m.m.

Distance from top of cylinder block to highest point of exhaust port

m.m.

Distance from top of cylinder block to highest point of transfer port

m.m.

Drawing of cylinder ports.

Supercharger, if fitted

Make

Model or Type No.

Type of drive

Ratio of drive

Fuel injection, if fitted

Make of pump

Model or Type No.

Make of injectors

Model or Type No.

Location of injectors



- (1) Heavy duty suspension.
- (2) Optional rear antiroll bar and alternative dia. front roll bar.
- (3) Pin-drive, knock on Magnesium wheels $5\frac{1}{2}$ " rim section, with Hubs to suit are offered as an alternative to vented disc bolt on wheels.
- (4) 5.50 x 13 and 5.00 x 13 tyres are offered.
- (5) Larger capacity fuel tank (100 litres).
- (6) Hard top is available in addition to soft top.
- (7) An alloy cross-flow radiator is available (capacity 3 litres).
- (8) Oil cooler (make Lotus, capacity .6 litre)



Delete existing valve lift

valve lift



Manufacturers Reference No. for Application

ELAN 26/R



F.I.A. Recognition No. 127

ROYAL AUTOMOBILE CLUB

PALL MALL, LONDON, S.W.1.

Federation Internationale de l'Automobile.

Amendment to Form of Recognition

Manufacturer..... LOTUS CARS LTD.

Model..... ELAN

Add to optional equipment

- | | |
|--------------------------------------|---------------------|
| (1) Limited Slip Differential | Part No. HE 400 |
| (2) Sump Shield | Part No. 26-A-699 R |
| (3) Light Alloy Differential Housing | Part No. A26-R-004A |

Add to Alternative Final Drive Ratios

- | | |
|-----------|--------------------|
| (1) 3.444 | Part No. 26-R-3.44 |
|-----------|--------------------|

No of teeth 9/31



Stamp of F.I.A. R.A.C. to be affixed here.

Date amendment is valid from

11 July 1964

Form: R.F.I.B.

Manufacturers Reference No. for Application

Elan 26/R



F.I.A. Recognition No. 127

ROYAL AUTOMOBILE CLUB

PALL MALL, LONDON, S.W.1.

Federation Internationale de l'Automobile.

Amendment to Form of Recognition.

Manufacturer..... LOTUS CARS LTD.

Model..... ELAN

Maximum valve lift 10.420 mm

Outside diameter of front brake 228 mm

The optional long range fuel tank has a capacity of 52 litres (not 100 litres as stated).

The optional alloy cross flow radiator has separate header tank which gives a total water capacity of 8.5 litres.

~~Add to Optional Equipment~~
~~Sump shield~~
~~Limited slip differential~~
~~Light alloy differential housing~~
~~Light alloy clutch housing~~
~~Light alloy tailshaft housing~~



Hubert Schwardt

Stamp of F.I.A./R.A.C. to be affixed here.

Date amendment is valid from

11 April 1964

Form: R.F.I.B.

Manufacturers Reference No. for Application

26/H/1



F.I.A. Recognition No.

127 /B/V

ROYAL AUTOMOBILE CLUB

PALL MALL, LONDON, S.W.1.

Federation Internationale de l'Automobile.

Amendment to Form of Recognition

Manufacturer..... Lotus Cars Ltd.

Model..... Elan

Add to Options.

Alternative magnesium wheels 6" rim width giving increase in track

front 1 1/4"

rear 1 1/4"



Stamp of F.I.A./R.A.C. to be affixed here.

Date amendment is valid from... 16 Nov. 1964

Form: R.F.I.B.

Manufacturers Reference No. for Application

26/H/1



F.I.A. Recognition No.

127 / 1 / ET

ROYAL AUTOMOBILE CLUB

PALL MALL, LONDON, S.W.1.

Federation Internationale de l'Automobile.

Amendment to Form of Recognition

Manufacturer..... LOTUS CARS LTD.

Model..... ELAN

VARIANT TO STANDARD PRODUCTION

AS FROM CHASSIS NO. 26/3901 ALL CARS ARE FITTED WITH

1. NEW DASH PANEL FACIA AND INTERIOR TRIM.
2. NEW REAR LIGHT CLUSTER.
3. GIRLING TYPE 14 FRONT DISC BRAKE CALIPER
4. KNOCK-ON PRESSED STEEL DISC WHEELS
RIM WIDTH 117.475 m.m.
5. CONNECTING ROD PART NO. 26E714 (125E)
6. VALVE (INLET) - MATERIAL EN.52
DIAMETER OF HEAD OF VALVE 1.50"
PART NO. B2442

(1)



(2)



(4)



(3)



Date amendment is valid from 1st February 1965

Form: R.F.I.B.

Manufacturers Reference No. for Application

26/H/1



F.I.A. Recognition No.

127

/C/V

ROYAL AUTOMOBILE CLUB

PALL MALL, LONDON, S.W.1.

Federation Internationale de l'Automobile.

Amendment to Form of Recognition

Manufacturer..... LOTUS CARS LTD.

Model..... ELAN

ADD TO OPTIONAL EQUIPMENT

1. ALTERNATIVE HEAVY DUTY REAR SUSPENSION
INCORPORATING ROLLER SPLINE DRIVE SHAFTS
AND HARDY SPICER UNIVERSAL JOINTS TO
REPLACE RUBBER ROTOFLEX COUPLINGS.
2. CONNECTING ROD - MATERIAL EN.19
LENGTH CENTRE TO CENTRE 4.805"
4.802"
WEIGHT 0.511 Kgs.
PART NO. B2450
3. GUDGEON PIN (TO SUIT CONNECTING ROD B2450)
OVERALL LENGTH 2.530"
DIAMETER 1" + 0.00" - 0.0002"



Stamp of F.I.A./R.A.C. to be
affixed here.

Date amendment is valid from

1st February 1965

Form: R.F.I.B.

Manufacturers Reference No. for Application

26/H/1



F.I.A. Recognition No.

127 D/V

ROYAL AUTOMOBILE CLUB

PALL MALL, LONDON, S.W.1.

Federation Internationale de l'Automobile.

Amendment to Form of Recognition

Manufacturer..... LOTUS CARS LTD.

Model..... ELAN

ADD TO OPTIONAL EQUIPMENT

1. INLET VALVE - PART No. B.2526
MATERIAL EN.52
HEAD DIAMETER 1.562"
2. CARBURETTORS - TWO 45DCOE WEBER (35, 36, 37, 38, 39, 40, 41 m/m.)
3. CROWN WHEEL AND PINION RATIO 3.55:1

No. OF TEETH - PINION $\frac{9}{32}$
- CROWN WHEEL



Stamp of F.I.A./R.A.C. to be affixed here.

Date amendment is valid from

1st August 1965

Form: R.F.I.B.

Manufacturers Reference No. for Application

26/H/1



F.I.A. Recognition No.

127 D/V

ROYAL AUTOMOBILE CLUB

PALL MALL, LONDON, S.W.1.

Federation Internationale de l'Automobile.

Amendment to Form of Recognition

Manufacturer..... LOTUS CARS LTD.

Model..... ELAN

VARIANT TO STANDARD PRODUCTION

As from Chassis No. 26/4518 ALL CARS ARE FITTED WITH
DIFFERENT CARBURETTOR GASKETS INCORPORATING

1.	<u>PART No.</u>	<u>DESCRIPTION</u>
	A26-S-009	SPACER (4 PER CAR)
	26-S-086	RUBBER 'O' RING (8 PER CAR)



Stamp of F.I.A./R.A.C. to be
affixed here.

Date amendment is valid from.....

1st August 1965

Form: R.F.I.B.

Manufacturers Reference No. for Application

26/H/1



F.I.A. Recognition No.

127 E/V

ROYAL AUTOMOBILE CLUB

PALL MALL, LONDON, S.W.1.

Federation Internationale de l'Automobile.

Amendment to Form of Recognition

Manufacturer..... LOTUS CARS LTD.

Model..... ELAN

ADD TO OPTIONAL EQUIPMENT

1. ALTERNATIVE CROWN WHEEL AND PINION RATIO 3.55:1

No. OF TEETH $\frac{\text{PINION } 9}{\text{CROWN WHEEL } 32}$

PART No. 26 R 703A



Stamp of F.I.A./R.A.C. to be affixed here.

Date amendment is valid from

1st October 1965

Form: R.F.I.B.

Rust 13/3

Manufacturers Reference No. for Application

26/H/1



F.I.A. Recognition No.



ROYAL AUTOMOBILE CLUB

PALL MALL, LONDON, S.W.1.

Federation Internationale de l'Automobile.

Amendment to Form of Recognition


Manufacturer..... LOTUS CARS LTD.

Model..... ELAN

ADD TO OPTIONAL EQUIPMENT (GROUP IV)

1. DRY SUMP LUBRICATION KIT

PART No. COS/Mk13/66



2. FORGED STEEL CRANKSHAFT

PART No. XVI 2001



Stamp of F.I.A./R.A.C. to be affixed here.

Date amendment is valid from

1st Febr. 1966

Form: R.F.I.B.

RAC MSA Recognition No. 11114

Valid From 120793



FIA no: 127

Ext no: G/V

Motor Sports House, Riverside Park, Colnbrook, Slough SL3 0HG

SAFETY ROLL BAR CERTIFICATE

BLOCK CAPITALS

Manufacturer SAFETY DEVICES Roll bar model No/Designation E01X
Address 30 REGAL DRIVE, SOHAM, CAMBS CB7 5BE

Cars for which roll bar is designed:

Make/s LOTUS

Model/s ELAN

F.I.A. Homologation No/s

Weight of Car/s lbs. lbs. lbs.
kgs. kgs. kgs.

ROLL BAR SPECIFICATION

Main tube Dia. 1.5 ins. 38 mm. Brace/s Dia. 1.5 ins. 38 mm.
Thickness .064 ins. 1.6 mm. Thickness .064 ins. 1.6 mm.
Type of welding MIG Weight of total assembly 38 lbs 17 kgs
Type of material STEEL Material Specification BS632314 CFS 3BK
Type of mounting BOLTED INTO VEHICLE

DECLARATION BY DESIGNER for Roll Bars not complying with F.I.A. design details

I declare the the roll bar described has been *

- (a) ~~tested under my personal supervision~~
- (b) ~~shown by my own stress calculations~~
- or (c) ~~shown by stress calculations carried out under my personal supervision~~

to meet the strength requirements specified in current F.I.A. regulations. In addition, I declare that all details of the roll bar design including joints, mountings and attachments are also in conformity with these regulations.

*Delete as appropriate

Date 8.7.93 Signature [Signature] Name JOWITT

Professional Qualifications Furling Eng FRACS FIEE FIDA MIMMCE MSAE

Acceptable signatories must be a Corporate Member of the Royal Aeronautical Society or the Institution of Civil, Mechanical or Structural Engineers.

DECLARATION BY MANUFACTURER

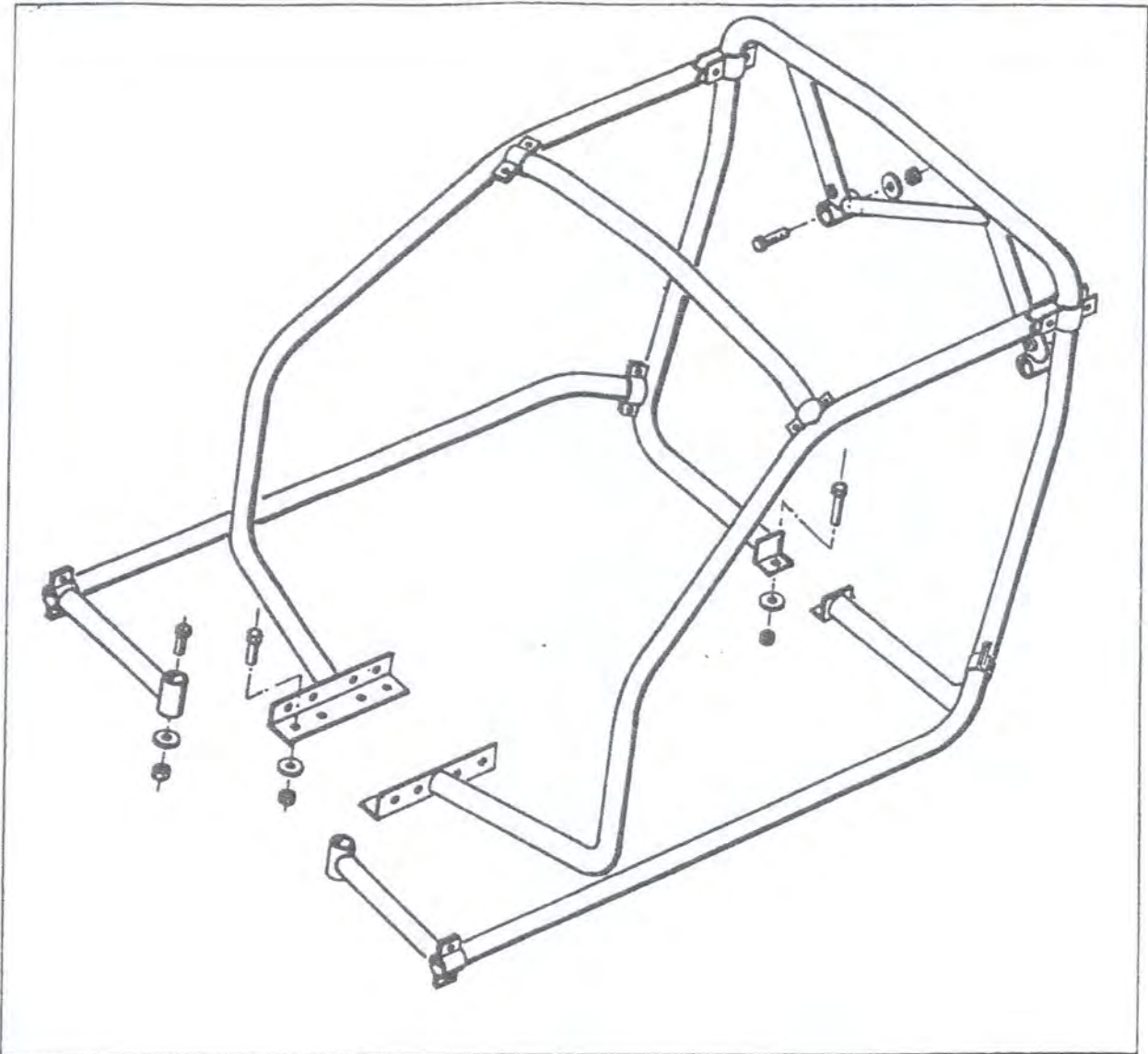
I declare that the roll bar described is in conformity with the F.I.A. regulations as to design.

Date 29.6.93 Signature [Signature] Name F J YOUNG


Status PRODUCTION ENGINEER

THIS CERTIFICATE BECOMES INVALID IF THE ROLL BAR STRUCTURE IS MODIFIED IN ANY WAY FROM THE DESIGN OVERLEAF

NOT VALID UNLESS PERFORATED WITH RAC MSA SEAL



Drawing of roll-bar to include detailed drawings of all joints and mountings. Tube dia and wall thickness must be specified.



(Signed)

RAC MSA GROUP 1 SCRUTINEER

(Countersigned)

RAC MSA Ltd

THE RAC MSA ACCEPT THAT THIS DOCUMENT HAS BEEN COMPLETED IN ACCORDANCE WITH THE REGULATIONS.



FEDERATION INTERNATIONALE
DE L'AUTOMOBILE

Homologation N°

127

Grande
Group

~~A/B/N~~

GT

Extension N°

FICHE D'EXTENSION D'HOMOLOGATION POUR ARMATURE DE SECURITE
FORM OF HOMOLOGATION EXTENSION FOR SAFETY CAGE

VO Variante option / Option variant

Vehicule : Constructeur
Vehicle : Manufacturer LOTUS

Modèle et type
Model and type ELAN 93

Homologation valable a partir du
Homologation valid as from 01/01/2000

	Arceau principal Main rollbar	Entretoise longitudinale Longitudinal strut	Entretoise diagonale Diagonal strut	Arceau avant Front rollbar
Matériau Material	Fe 45.2	Fe 45.2	Fe 45.2	Fe 45.2
Diamètre extérieur Exterior diameter	50 mm	40 mm	40 mm	40 mm
Épaisseur de paroi Wall thickness	2 mm	2 mm	2 mm	2 mm
Limite élastique Elastic limit	300 N/mm ²	300 N/mm ²	300 N/mm ²	300 N/mm ²
Résistance à la traction Tensile strength	450 N/mm ²	450 N/mm ²	450 N/mm ²	450 N/mm ²

Fabricant de l'armature
Structure manufacturer SASSA ROLL-BAR S.p.A.

Poids total y compris les fixations
Total weight including fixations 40 kg

Arceau soudé
Welded rollbar

oui
yes

non
no

Fédération Internationale de l'Automobile
2 chemin de Blandonnet
CH-1216 GENEVE 15
Tél. 41 22 544 44 00
Fax Suisse 41 22 544 44 50

Armature complète hors de la voiture
Complete structure outside the car

(Indiquer par une flèche la position de la plaque d'identification)
(Indicate the position of the identification plate with an arrow)



Nous attestons que la présente armature de sécurité répond aux dispositions de l'Annexe J de la FIA, en particulier en ce qui concerne ses implantations, ses connexions, et ses résistances aux contraintes.

We certify that the present safety structure complies with the conditions of the FIA Appendix J in particular with regard to its attachments, its connections, and its stress resistances.

Nom et signature du représentant du constructeur du véhicule
ou nom et signature du fabricant de l'arceau muni d'une contre
signature de l'ASN dont dépend le constructeur de l'arceau
Name and signature of the car manufacturer representative
or name and signature of the rollbar manufacturer with a
counter-signature of the manufacturer's ASN

[Signature]

SASSA ROLL-BAR S.p.A. CH-1216 GENEVE 15

Marque
Make

Modèle
Model

Homologation No.

Extension No.

PHOTO No 1




PHOTO No 2

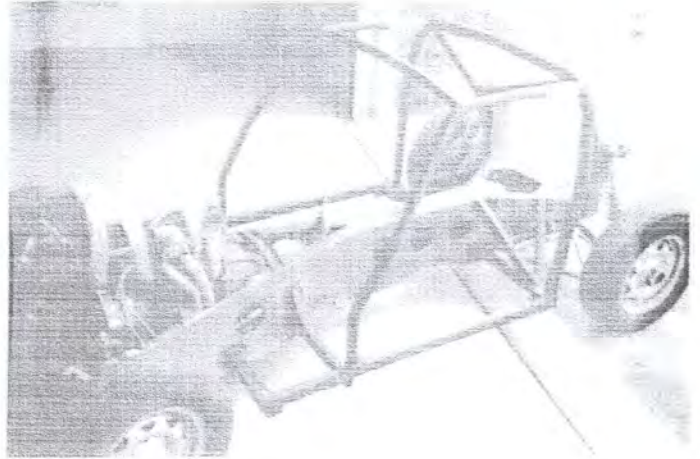


PHOTO No 3




PHOTO No 4




PHOTO No 5





PHOTO No 6



Marque
Date

Modèle
Modèle

Matricule / Licence No.

Plaque No.

PHOTO No 7

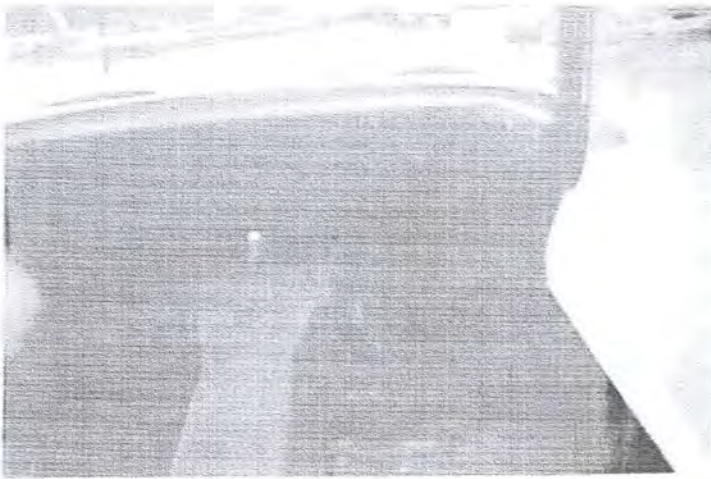


PHOTO No 8




PHOTO No 9




PHOTO No 10




PHOTO No 11



PHOTO No 12





FEDERATION INTERNATIONALE
DE L'AUTOMOBILE

Homologation N°

127
2/ET

Groupe

Group

3 – Grand Touring

FICHE D'HOMOLOGATION POUR INFORMATIONS COMPLEMENTAIRES
HOMOLOGATION FORM FOR COMPLEMENTARY INFORMATION

Véhicule : Constructeur

Vehicle : Manufacturer

LOTUS CARS LTD

Modèle et type


Model and type

Elan

Homologation valable à partir du

Homologation valid as from

05/1963



Article	Description
	<p data-bbox="269 1014 1396 1104"><u>Referring to page 8 of the homologation form, Item (1) Heavy Duty Suspension, here is a description of the front and rear assemblies with Peg Drive Hubs and period use Girling AR callipers:</u></p> <p data-bbox="400 1133 619 1162">Front suspension</p>  <p data-bbox="1157 1624 1580 1787">Fédération internationale de l'Automobile 2 chemin de Blandonnet CH-1215 GENEVE 15 Tél.: 41 22 544 44 00 Fax Sport: 41 22 544 44 50</p>

Marque
Make LOTUS CARS LTD

Modèle
Model ELAN

Homologation N°

127
2/ET

Article	Description
	<p data-bbox="311 526 654 593">Front wishbone part number (half): 26.C.702A</p>  <p data-bbox="375 1131 582 1164">Rear suspension</p> 

Marque
Make LOTUS CARS LTD

Modèle
Model ELAN

Homologation N°

127
2/ET

Article	Description
	<p data-bbox="368 533 555 562">Rear wishbone</p> <p data-bbox="304 562 874 591">Part numbers: L.H.: 26.D.013A - R.H.: 26.D.014A</p> 



FEDERATION INTERNATIONALE DE L'AUTOMOBILE

LOTUS - ELAN

5/63

127

MARQUE ET MODELE

VALIDITE HOMOLOGATION

FICHE NR.

GT/1600

GROUPE / CLASSE

EXTENSIONS	DEBUT VALIDITE	DESCRIPTION	NOTES
A	4/64	LEVÉE DE SOUPAPE - FREIN - RESERVE RADIATEUR D'EAU	
	7/64	PROTECTION - DIFFERENTIAL AUTOROUQUANT - SUITE EMBRAYAGE/ DIFFERENTIAL - LEVIER	
B/V	11/64	JANTE - VOIE	
C/V	2/65	SUSPENSION - BIELLE	
1/ET	2/65	TABLIER DE BORD - FEUX AR FREIN - FIXATION DE ROUES - BIELLE - SOUPAPE	
D/V	3/65	SOUPAPE - CARBURATEUR - COUPLE FINAL - ENTRETOISE	
E/V	10/65	COUPLE FINAL	
F/V	2/66	CARTER SEC - VILLEBREQUIN	

Autres homologations du modèle 527 - 30 27

Vérifiée le 25/10/85 par *[Signature]* visée ce jour le _____ par _____

SAFETY CAGE CERTIFICATE

In compliance with FIA Homologation Regulations for Safety Cages

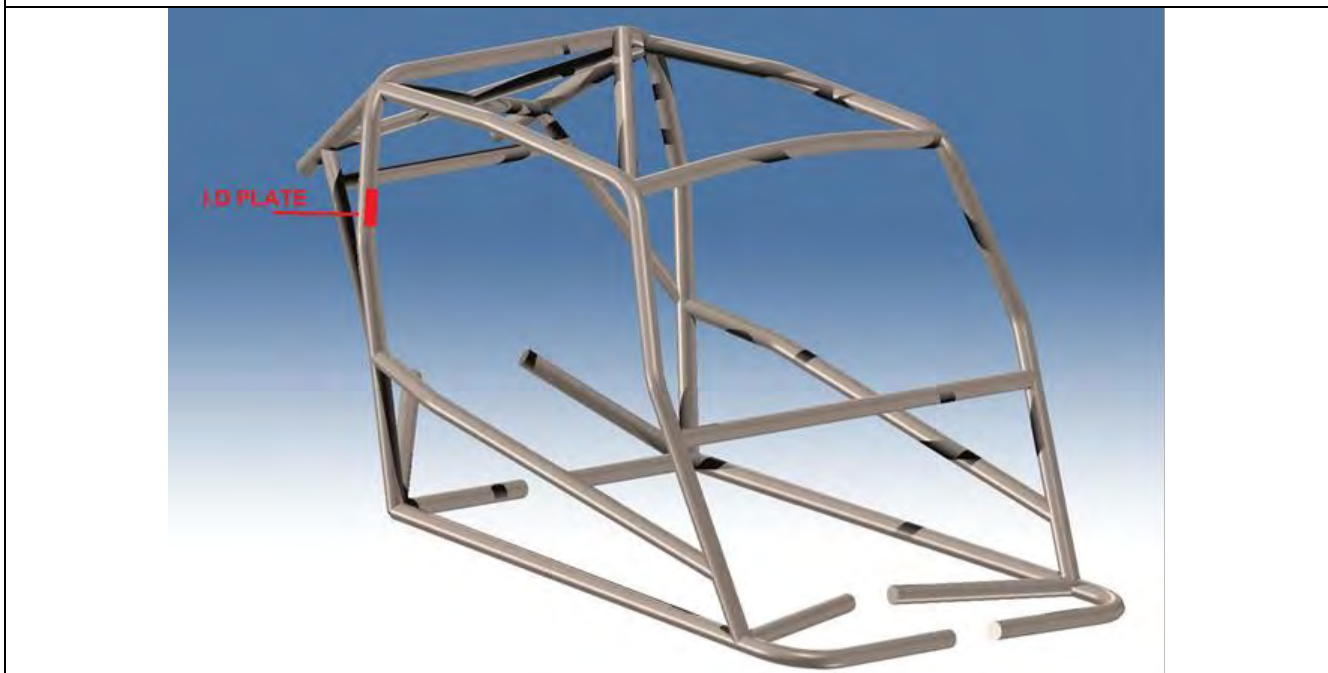
This Certificate is valid only for the Safety Cage bearing the Serial Number shown on Page 7 of 7

Safety Cage Manufacturer	<u>Andy Robinson Race Cars</u>
Address	<u>Losandes Reading Road</u> <u>Turgis Green, Hook</u> <u>Hampshire, RG27 0AE</u>
Phone no. + email	<u>01256 880589 / robinson_racecar@yahoo.co.uk</u>

The structure shown on this form is manufactured for the following vehicle:

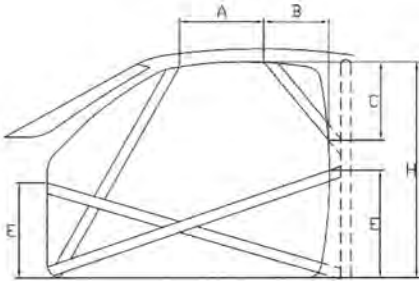
Make	<u>LOTUS</u>	Model	<u>ELAN</u>	Year/Model Identifier	<u>1963-66</u>
Vehicle Homologation Number(s)* *if applicable		_____			

Drawing of front ¾ view of the Complete Structure showing the location of the identification plate



It is accepted by all parties and entities concerned with this document and its content that, in the last resort, the FIA holds full authority to testify to the regulatory validity of this certificate in case of difficulties regarding the application or interpretation of the rules and/or requirements referred to above

DETAILS OF STRUCTURE



A = N/A mm **B =** N/A mm
C = N/A mm **E =** N/A mm
H = N/A mm **(E is highest figure only)**

All Dimensions ± 5mm

Method of attachment to Body Shell	<u>Bolted</u>
Weight of Safety Cage, inc. fastenings	<u>38</u> kg

This document is valid only if fully completed and issued as a validated original document by the Motor Sports Association United Kingdom (The issuing ASN).

It must be presented, in full, on demand to FIA or ASN delegates or Technical Scrutineers of the Meeting (Competition). The authorisation of this form by the issuing ASN certifies that the structure shown herein complies with the basic strength and configuration requirements of the FIA Homologation Regulations for Safety Cages.

It does not certify that the structure complies with the requirements of any particular competition or technical regulations.

This certificate becomes invalid if the structure is modified in any way from the design shown herein.

FOR THE USE OF THE ISSUING ASN ONLY

The issuing ASN, having been satisfied that the Safety Cage design identified in this Certificate has been demonstrated to meet the requirements of the FIA Homologation Regulations for Safety Cages, certifies that the design of the Safety Cage Structure is valid for use, subject to the restrictions listed below, in all events sanctioned by the issuing ASN and International events sanctioned by the FIA.

Name of Authorising Officers	John Symes	Joe Hickerton	
Position	Technical Director	Technical Administrator	
Signed			
Date	<u>03/03/2015</u>	<u>04/03/2015</u>	

Remarks/Restrictions (For the use of the issuing ASN only)

Appendix K use only.

Approved in accordance with current FIA Appendix K – Appendix VII – Lotus Elan (26 and 26R)

LABELLED DRAWING OF THE SAFETY CAGE STRUCTURE SHOWING ALL TUBING DIMENSIONS



All Dimensions \pm 0.1mm		Show location of each type on drawing			
Tube / Member	Label	Grade of Steel	External Diameter (OD)	Wall Thickness	Min. Tensile Strength
Main Rollbar	Grey	4130	41.35 mm	2.1 mm	840 N/mm ²
Front/Lateral Rollbar	Grey	4130	41.35 mm	2.1 mm	840 N/mm ²
Backstays	Grey	4130	41.35 mm	2.1 mm	840 N/mm ²
Main rollbar Diagonal members	N/A		mm	mm	N/mm ²
Backstay Diagonal members	Grey	4130	41.35 mm	2.1 mm	840 N/mm ²
Roof Reinforcements		4130	41.35 mm	2.1 mm	840 N/mm ²
Doorbars	Grey	4130	41.35 mm	2.1 mm	840 N/mm ²
Windscreen Pillar Reinforcements	N/A		mm	mm	N/mm ²
Harness Bar	Grey	4130	41.35 mm	2.1 mm	840 N/mm ²
			mm	mm	N/mm ²
			mm	mm	N/mm ²
			mm	mm	N/mm ²
			mm	mm	N/mm ²
			mm	mm	N/mm ²
			mm	mm	N/mm ²
			mm	mm	N/mm ²
			mm	mm	N/mm ²
			mm	mm	N/mm ²
Total length of all tubes < 40 mm OD			0 mm	15m maximum	

PHOTO/DRAWING 1
FRONT ¼ VIEW OF CAGE



PHOTO/DRAWING 2
REAR ¼ VIEW OF CAGE



PHOTO 3
VIEW FROM SIDE OF CAR



PHOTO 4
MAIN ROLLBAR TO FLOOR ATTACHMENT



PHOTO 5
REAR BACKSTAY TO BODY ATTACHMENT



PHOTO 6
FRONT ROLLBAR TO FLOOR ATTACHMENT



PHOTO 7
FRONT ROLLBAR ATTACHMENT TO "A" PILLAR



PHOTO 8
MAIN ROLLBAR ATTACHMENT TO "B" PILLAR



PHOTO 9
ATTACHMENT TO FRONT SUSPENSION



PHOTO 10
ANTI-INTRUSION DOORBAR - DRIVER



PHOTO 11
ANTI-INTRUSION DOORBAR – CO-DRIVER



PHOTO 12
SHOULDER HARNESS ATTACHMENT – DRIVER

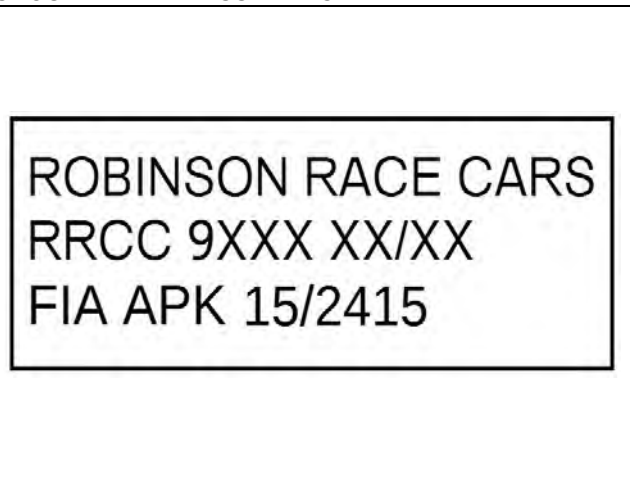


PHOTO 13
SHOULDER HARNESS ATTACHMENT – CO-DRIVER



PHOTO 14
LOCATION OF IDENTIFICATION PLATE




PHOTO 15
DETAIL OF IDENTIFICATION PLATE



PHOTO 16
OTHER DETAILS OF CAGE



PHOTO 17
OTHER DETAILS OF CAGE



PHOTO 18
OTHER DETAILS OF CAGE



V.I.N. or Chassis Identification Number	_____
Roll Cage Serial Number	<u>RRCC 9</u> _____

MANUFACTURER'S DECLARATION AND DETAILS:

I declare that the Safety Cage Structure described on this form and fitted to the vehicle described above:

- was constructed and installed in accordance with the specifications and design shown herein.
- has been manufactured so that all aspects of the Safety Cage design, including configuration and strength requirements and welded and demountable joints and mountings, will be in conformity with the requirements of the FIA Homologation Regulations for Safety Cages.
- has been identified by a permanent ID plate bearing the name or logo of the manufacturer, the ASN Certificate number and a unique manufacturer's serial number.

Manufacturer's Name	<u>Andy Robinson Race Cars</u>	Insert Manufacturer Stamp here
Address	<u>Losandes Reading Road</u> <u>Turgis Green, Hook</u> <u>Hampshire, RG27 0AE</u>	
Phone no. + email	<u>01256 880589</u> <u>robinson_racecar@yahoo.co.uk</u>	
Signature	Insert signature here	
Name of Signatory	<u>Andy Robinson</u>	

MANUFACTURER'S AGENT: (For Safety Cages installed by an Agent)

The following Agent is authorised to act on the manufacturer's behalf to install this Safety Cage design.

Agent's Name	_____
Address	_____ _____ _____ _____
Phone no. + email	_____

Instructions to the installer of the Safety Cage

The ASN may list here any instructions it wishes to be followed for the processing of the certificate

SAFETY CAGE CERTIFICATE

In compliance with FIA Homologation Regulations for Safety Cages

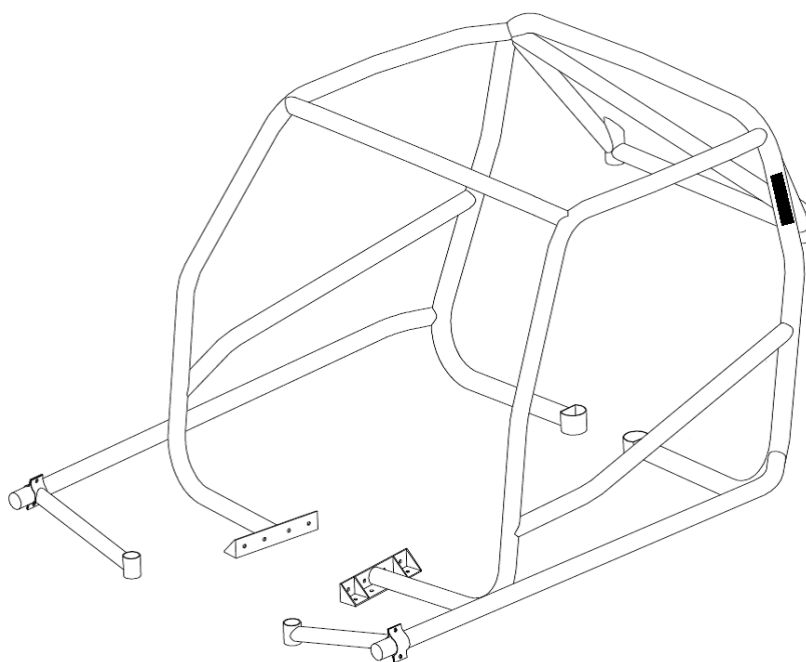
This Certificate is valid only for the Safety Cage bearing the Serial Number shown on Page 7 of 7

Safety Cage Manufacturer	<u>Custom Cages</u>
Address	<u>Baird Close, Drayton Fields</u> <u>Daventry, Northamptonshire</u> <u>NN11 8RY, U.K.</u>
Phone no. + email	<u>+44 (0) 1327 872855 / info@customcages.co.uk</u>

The structure shown on this form is manufactured for the following vehicle:

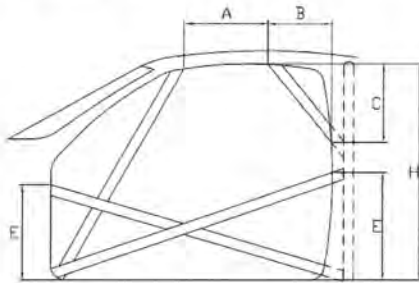
Make	<u>LOTUS</u>	Model	<u>ELAN</u>	Year/Model Identifier	<u>'62-'73</u>
Vehicle Homologation Number(s)* *if applicable			<u>127</u>		

Drawing of front $\frac{3}{4}$ view of the Complete Structure showing the location of the identification plate



It is accepted by all parties and entities concerned with this document and its content that, in the last resort, the FIA holds full authority to testify to the regulatory validity of this certificate in case of difficulties regarding the application or interpretation of the rules and/or requirements referred to above

DETAILS OF STRUCTURE



A = N/A mm B = N/A mm
 C = N/A mm E = 160 mm
 H = 680 mm

(E is highest figure only)

All Dimensions ± 5mm

Method of attachment to Body Shell	<u>BOLTING</u>
Weight of Safety Cage, inc. fastenings	<u>25.5</u> kg

This document is valid only if fully completed and issued as a validated original document by the Motor Sports Association United Kingdom (The issuing ASN).

It must be presented, in full, on demand to FIA or ASN delegates or Technical Scrutineers of the Meeting (Competition). The authorisation of this form by the issuing ASN certifies that the structure shown herein complies with the basic strength and configuration requirements of the FIA Homologation Regulations for Safety Cages.

It does not certify that the structure complies with the requirements of any particular competition or technical regulations. **This certificate becomes invalid if the structure is modified in any way from the design shown herein.**

FOR THE USE OF THE ISSUING ASN ONLY

The issuing ASN, having been satisfied that the Safety Cage design identified in this Certificate has been demonstrated to meet the requirements of the FIA Homologation Regulations for Safety Cages, certifies that the design of the Safety Cage Structure is valid for use, subject to the restrictions listed below, in all events sanctioned by the issuing ASN and International events sanctioned by the FIA.

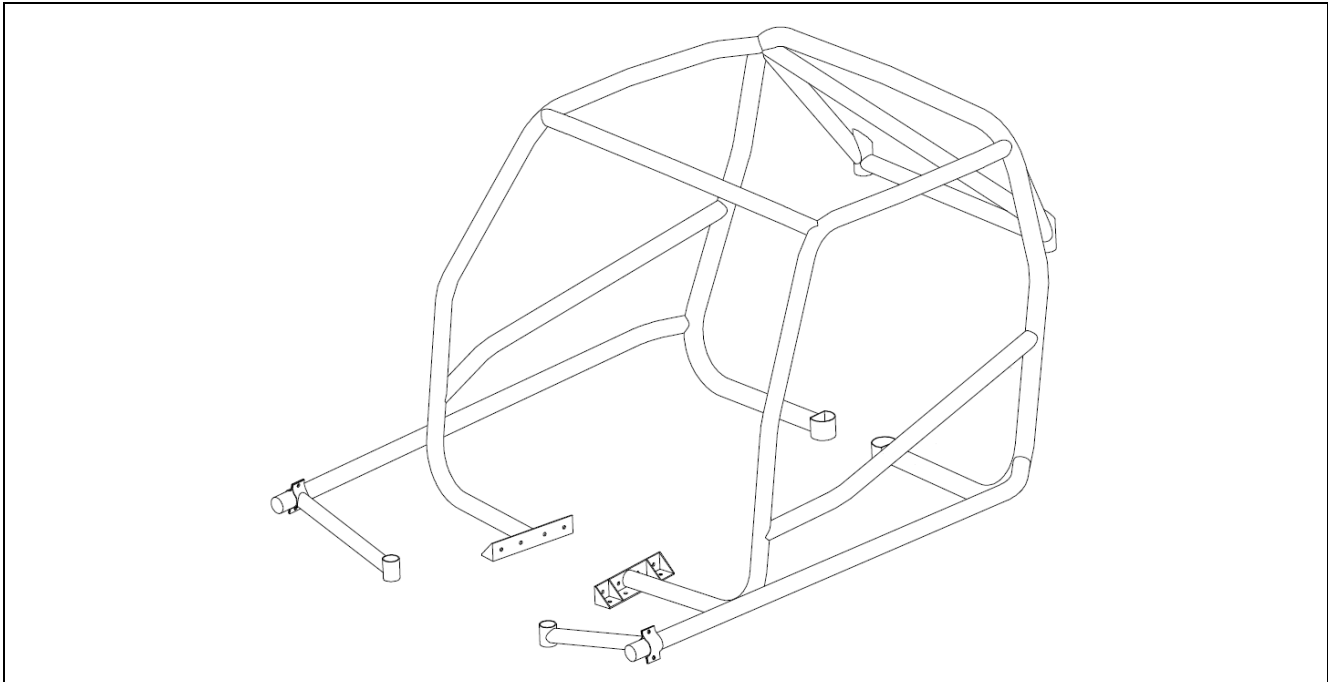
Name of Authorising Officers	John Symes	Joe Hickerton	
Position	Technical Director	Technical Administrator	
Signed			
Date	<u>21st July 2015</u>	<u>21.07.15</u>	

Remarks/Restrictions (For the use of the issuing ASN only)

FIA Appendix K use only

Approved in accordance with current FIA Appendix K – Appendix VII – Lotus Elan (26 and 26R)

LABELLED DRAWING OF THE SAFETY CAGE STRUCTURE SHOWING ALL TUBING DIMENSIONS



All Dimensions \pm 0.1mm		Show location of each type on drawing			
Tube / Member	Label	Grade of Steel	External Diameter (OD)	Wall Thickness	Min. Tensile Strength
Main Rollbar	All tubes	BS 4T45	38 mm	1.6 mm	700 N/mm ²
Front/Lateral Rollbar	All tubes	BS 4T45	38 mm	1.6 mm	700 N/mm ²
Backstays	All tubes	BS 4T45	38 mm	1.6 mm	700 N/mm ²
Main rollbar Diagonal members	N/A		mm	mm	N/mm ²
Backstay Diagonal members	All tubes	BS 4T45	38 mm	1.6 mm	700 N/mm ²
Roof Reinforcements	N/A		mm	mm	N/mm ²
Doorbars	All tubes	BS 4T45	38 mm	1.6 mm	700 N/mm ²
Windscreen Pillar Reinforcements	N/A		mm	mm	N/mm ²
Harness Bar	All tubes	BS 4T45	38 mm	1.6 mm	700 N/mm ²
			mm	mm	N/mm ²
			mm	mm	N/mm ²
			mm	mm	N/mm ²
			mm	mm	N/mm ²
			mm	mm	N/mm ²
			mm	mm	N/mm ²
			mm	mm	N/mm ²
Total length of all tubes < 40 mm OD			14.9 m	15m maximum	

PHOTO/DRAWING 1
FRONT ¼ VIEW OF CAGE



PHOTO/DRAWING 2
REAR ¼ VIEW OF CAGE



PHOTO 3
VIEW FROM SIDE OF CAR



PHOTO 4
MAIN ROLLBAR TO FLOOR ATTACHMENT



PHOTO 5
REAR BACKSTAY TO BODY ATTACHMENT



PHOTO 6
FRONT ROLLBAR TO FLOOR ATTACHMENT



PHOTO 7
FRONT ROLLBAR ATTACHMENT TO "A" PILLAR




PHOTO 8
MAIN ROLLBAR ATTACHMENT TO "B" PILLAR

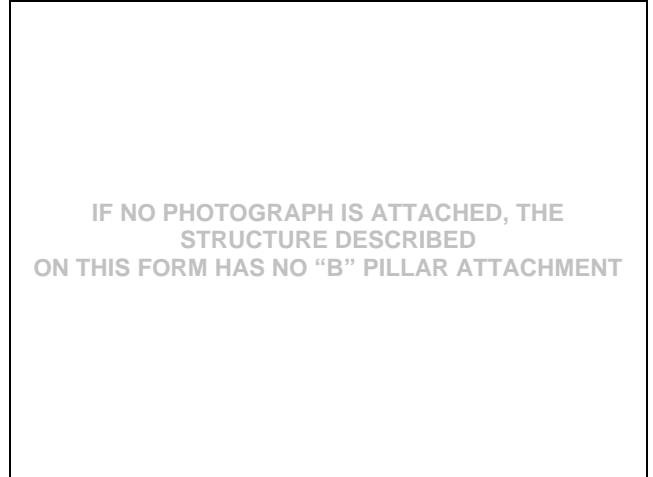


PHOTO 9
ATTACHMENT TO FRONT SUSPENSION




PHOTO 10
ANTI-INTRUSION DOORBAR - DRIVER



PHOTO 11
ANTI-INTRUSION DOORBAR – CO-DRIVER



PHOTO 12
SHOULDER HARNESS ATTACHMENT – DRIVER



PHOTO 13
SHOULDER HARNESS ATTACHMENT – CO-DRIVER

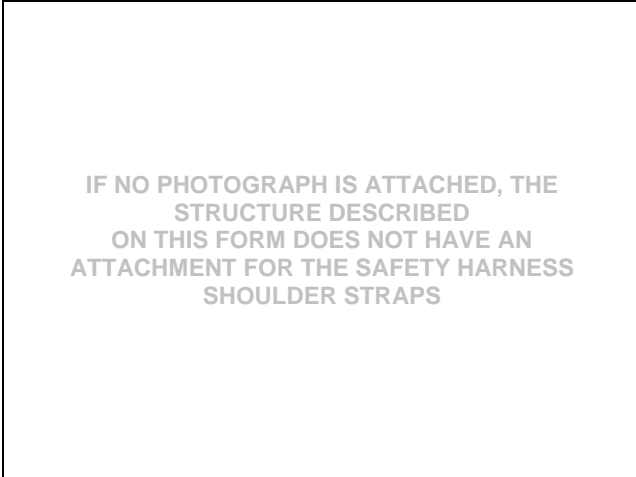


PHOTO 14
LOCATION OF IDENTIFICATION PLATE



PHOTO 15
DETAIL OF IDENTIFICATION PLATE

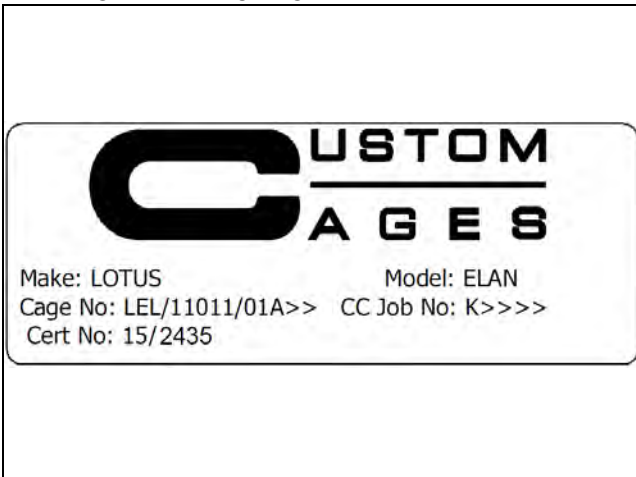


PHOTO 16
OTHER DETAILS OF CAGE




PHOTO 17
OTHER DETAILS OF CAGE



PHOTO 18
OTHER DETAILS OF CAGE



V.I.N. or Chassis Identification Number	_____
Roll Cage Serial Number	_____

MANUFACTURER'S DECLARATION AND DETAILS:

I declare that the Safety Cage Structure described on this form and fitted to the vehicle described above:

- was constructed and installed in accordance with the specifications and design shown herein.
- has been manufactured so that all aspects of the Safety Cage design, including configuration and strength requirements and welded and demountable joints and mountings, will be in conformity with the requirements of the FIA Homologation Regulations for Safety Cages.
- has been identified by a permanent ID plate bearing the name or logo of the manufacturer, the ASN Certificate number and a unique manufacturer's serial number.

Manufacturer's Name	<u>Custom Cages</u>	 <p style="font-size: 0.8em; margin: 0;">1 Baird Close, Daventry Northants, NN11 8RY Tel: 01327 872855 Fax: 01327 300758 E-mail: info@customcages.co.uk</p>
Address	<u>Baird Close, Drayton Fields</u> <u>Daventry, Northamptonshire</u> <u>NN11 8RY, U.K.</u>	
Phone no. + email	<u>+44 (0) 1327 872855</u> <u>info@customcages.co.uk</u>	
Signature	Insert signature here	
Name of Signatory	<u>Roger Nevitt</u>	

MANUFACTURER'S AGENT: (For Safety Cages installed by an Agent)

The following Agent is authorised to act on the manufacturer's behalf to install this Safety Cage design.

Agent's Name	_____
Address	_____ _____ _____
Phone no. + email	_____

Instructions to the installer of the Safety Cage
<p style="color: grey; font-size: 0.9em;">The ASN may list here any instructions it wishes to be followed for the processing of the certificate</p>

SAFETY CAGE CERTIFICATE

In compliance with FIA Homologation Regulations for Safety Cages

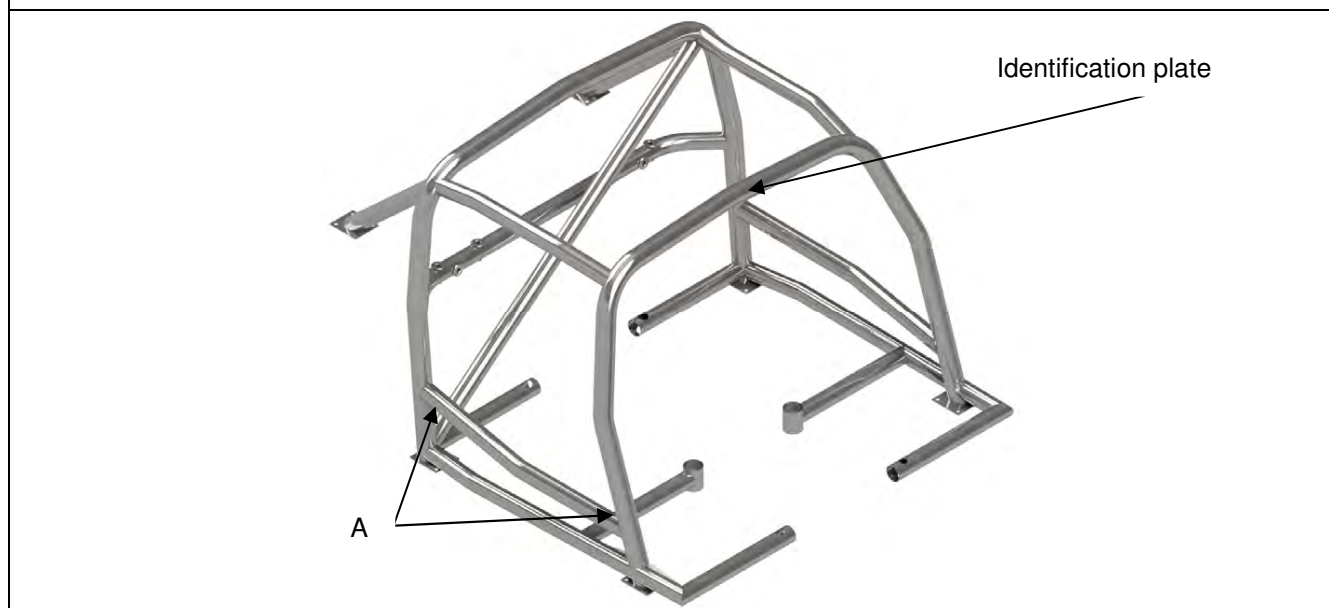
This Certificate is valid only for the Safety Cage bearing the Serial Number shown on Page 7 of 7.

Name of Safety Cage Manufacturer:	Wiechers GmbH		
Address:	Südring 4 31582 Nienburg / Weser Germany		
Phone no.: +49 (0)5021 601360	Fax no.: +49 (0)5021 12481	Email: service@wiechers-sport.de	

1) The structure shown on this form is manufactured for the following vehicle:

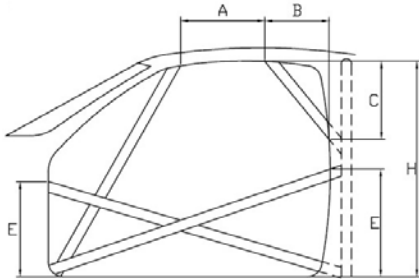
Make	Lotus	Model/Type	Elan	Year/Model Identifier	1963-1966
Vehicle Homologation Number(s) If applicable:	127				

2) Drawing of front $\frac{3}{4}$ view of the Complete Structure showing the location of the identification plate



It is accepted by all parties and entities concerned with this document and its content that, in the last resort, the FIA holds full authority to testify to the regulatory validity of this certificate in case of difficulties regarding the application or interpretation of the rules and/or requirements referred to above.

3) DETAILS OF STRUCTURE



A =	n/a	mm	B =	n/a	mm
C =	n/a	mm	E =	120	mm
H =	685	mm	(highest figure only)		

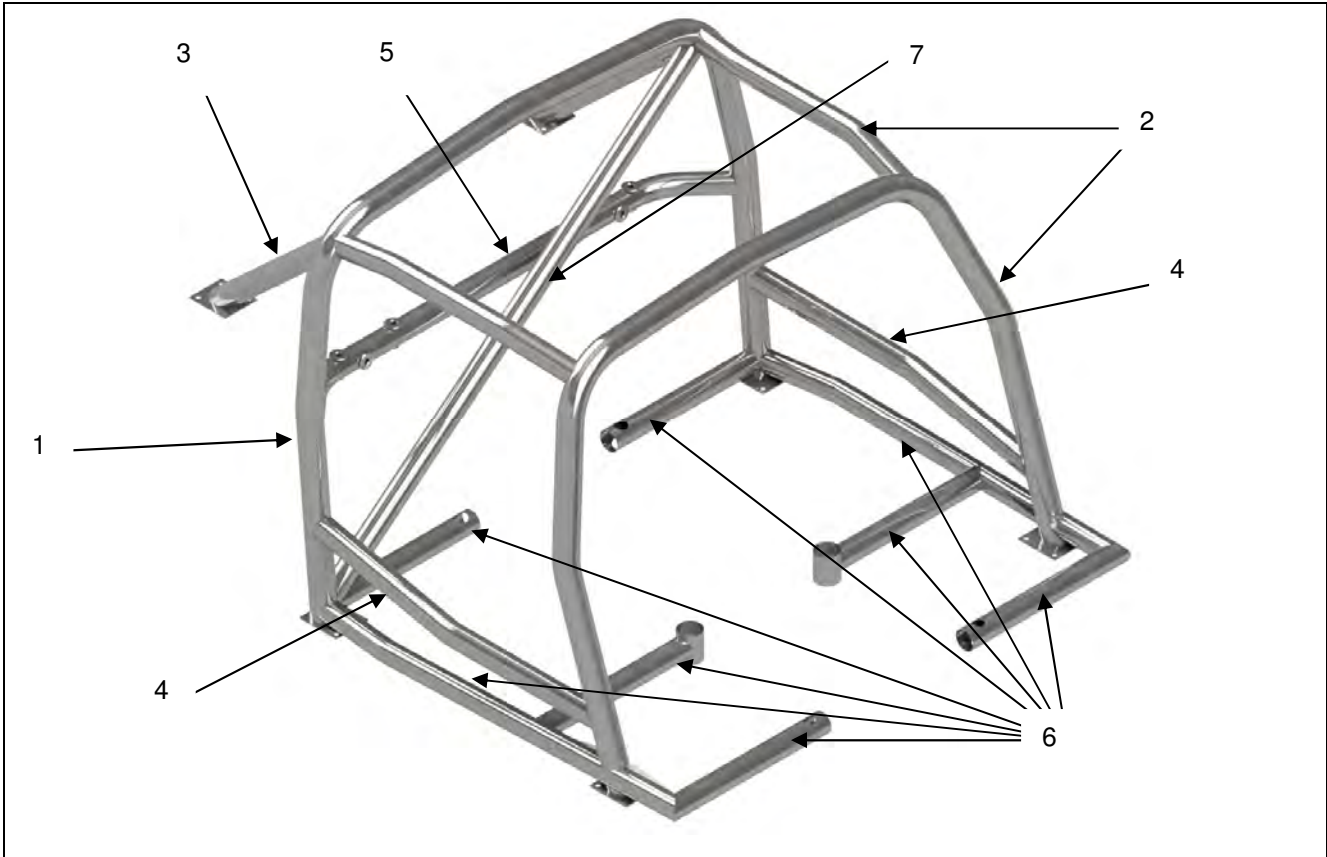
All Dimensions ± 5 mm

4) Method of attachment to Body Shell	screwed up
Weight of Safety Cage, inc. fastenings	26 kg

5) This document is valid only if fully completed and issued as a validated original document by the DMSB. It must be presented, in full, on demand to FIA or ASN delegates or Technical Scrutineers of the Meeting (Event). The authorisation of this form by the issuing ASN certifies that the structure shown herein complies with the basic strength and configuration requirements of the FIA Homologation Regulations for Safety Cages. It does not certify that the structure complies with the requirements of any particular event or technical regulations. **This certificate becomes invalid if the structure is modified in any way from the design shown herein.**

6) FOR THE USE OF THE DMSB ONLY	
The issuing ASN (DMSB), having been satisfied that the Safety Cage design identified in this Certificate has been demonstrated to meet the requirements of the FIA Homologation Regulations for Safety Cages, certifies that the design of the Safety Cage Structure is valid for use, subject to the restrictions listed below, in all events sanctioned by the issuing ASN and International events sanctioned by the FIA.	
Name of Authorising Officer:	Kai Zimmermann
Position:	Technical Department
Signed:	
Date:	01.02.2017
6.1) Remarks/Restrictions	
a) Generally the certificate is valid for all type of events:	<input checked="" type="checkbox"/> yes <input type="checkbox"/> no
b) Certificate is only valid for type of events without co-driver :	<input type="checkbox"/> yes <input checked="" type="checkbox"/> no
c) Certificate is valid for DMSB-groups:	<input type="checkbox"/> yes <input checked="" type="checkbox"/> no
d) Certificate is valid for FIA-appendix J-groups:	<input type="checkbox"/> yes <input checked="" type="checkbox"/> no
e) Certificate is valid for FIA-appendix K-groups:	<input checked="" type="checkbox"/> yes <input type="checkbox"/> no
f) Certificate is valid for group: _____	
6.2) The rollcage is allowed to use in cars with:	
a) left hand steering wheel:	<input checked="" type="checkbox"/> yes <input type="checkbox"/> no
b) right hand steering wheel:	<input checked="" type="checkbox"/> yes <input type="checkbox"/> no
Further remarks/restrictions may be on page 7.	
The certificate is not valid in groups in which a FIA-homologation is necessary, e.g. Super 2000.	

LABELLED DRAWING OF THE SAFETY CAGE STRUCTURE SHOWING ALL TUBING DIMENSIONS



All Dimensions $\pm 0.1\text{mm}$		Show location of each type on drawing			
Tube / Member	Label	Grade of Steel	External Diameter (OD)	Wall Thickness	Min. Tensile Strength
Main Rollbar	1	25 CRMO 4 (1.7218)	45,0 mm	1,5 mm	695 N/mm ²
Front/Lateral Rollbar	2	25 CRMO 4 (1.7218)	45,0 mm	1,5 mm	695 N/mm ²
Backstays	3	25 CRMO 4 (1.7218)	41,3 mm	1,5 mm	695 N/mm ²
Doorbars	4	25 CRMO 4 (1.7218)	41,3 mm	1,5 mm	695 N/mm ²
Harness Bar	5	S355J2 (1.0577) ST52-3	40,0 mm	2,0 mm	510 N/mm ²
Transversal Support Strut	6	25 CRMO 4 (1.7218)	40,0 mm	1,5 mm	695 N/mm ²
Main rollbar Diagonal members	7	25 CRMO 4 (1.7218)	40,0 mm	1,5 mm	695 N/mm ²
			mm	mm	N/mm ²
			mm	mm	N/mm ²
			mm	mm	N/mm ²
			mm	mm	N/mm ²
			mm	mm	N/mm ²
Total length of all tubes < 40 OD (\varnothing)			mm	15 m maximum	

PHOTO 1
FRONT ¾ VIEW OF CAGE




PHOTO 2
REAR ¾ VIEW OF CAGE




PHOTO 3
VIEW FROM SIDE OF CAR



PHOTO 4
MAIN ROLLBAR TO FLOOR ATTACHMENT



PHOTO 5
REAR BACKSTAY TO BODY SHELL ATTACHMENT



PHOTO 6
FRONT ROLLBAR TO FLOOR ATTACHMENT



PHOTO 7
FRONT ROLLBAR ATTACHMENT TO "A" PILLAR




PHOTO 8
MAIN ROLLBAR ATTACHMENT TO "B" PILLAR




PHOTO 9
ATTACHMENT TO FRONT SUSPENSION




PHOTO 10
ANTI-INTRUSION DOORBAR-DRIVER



PHOTO 11
ANTI-INTRUSION-DOORBAR-CO-DRIVER



PHOTO 12
SHOULDER HARNESS ATTACHMENT - DRIVER



PHOTO 13
SHOULDER HARNESS ATTACHMENT – CO-DRIVER



PHOTO 14
LOCATION OF IDENTIFICATION PLATE



PHOTO 15
DETAIL OF IDENTIFICATION PLATE



The serial number is variable.

PHOTO 16
ROOF REINFORCEMENTS




PHOTO 17
OTHER DETAILS OF CAGE




PHOTO 18
OTHER DETAILS OF CAGE



7)

V.I.N. / Chassis Identification Number of the car:	
Safety cage serial/identification number:	

8) MANUFACTURER'S DECLARATION AND DETAILS:

I declare that the Safety Cage Structure described on this form and fitted to the vehicle described above:

- was constructed and installed in accordance with the specifications and design shown herein.
- has been manufactured so that all aspects of the Safety Cage design, including configuration and strength requirements and welded and demountable joints and mountings, will be in conformity with the requirements of the FIA Homologation Regulations for Safety Cages.
- has been identified by an engraved plate bearing the name or logo of the manufacturer, the DMSB Certificate number and a unique and individual manufacturer's serial number.

Manufacturer's Name:	Wiechers GmbH	 Südring 4 Wiechers GmbH 31582 Nienburg Tel. 0 50 21 - 60 13 60 · Fax 0 50 21 - 1 24 81
Address:	Südring 4 31582 Nienburg / Weser Germany	
Phone n° + Email:	+49 (0) 5021 601360 service@wiechers-sport.de	
Signature:	<i>J. A. J. Stephan</i>	
Name of Signatory:	Thorsten Stephan	
Date:	20.05.2016	

9) INSTRUCTIONS TO THE INSTALLER OF THE SAFETY CAGE:

Only the safety cage manufacturer is allowed to weld the cage into the car.

10) FURTHER REMARKS:

A = Die auf der Seite 1 markierten Rohrverbindungen können alternativ gemäß FIA Homologationsnummer SC-DJ-10-05 und/oder SC-DJ-13-05 bei dieser Überrollvorrichtung auf der Fahrerseite und/oder auf der Beifahrerseite zur Anwendung kommen.

The denoted pipe connections you can see on page 1 are possible pursuant to FIA homologation number SC-DJ-10-05 and/or SC-DJ-13-05 for this roll cage for the driver and / or for the co-driver side.

B = Die auf der Seite 6 Foto 17 gezeigte Schweißtechnik (Rohr von innen geschweißt) kann bei dieser Überrollvorrichtung zur Anwendung kommen.

This welding technology (pipe is welded inside) you can see on page 6 picture 16 is possible for this roll cage.

SUPPLEMENTARY DOSSIER FOR CERTIFICATION FOR A SAFETY CAGE

1) Notice to Applicants: All information in this Supplementary Dossier will be treated as Confidential by DMSB, and no information on the present form will be released without the permission of the applicant, other than when requested by the FIA, DMSB or statutory authorities.


The construction of the rollcage respects the regulations of the FIA and the DMSB. Also the requirements of the DMSB-manufacturer licence are accepted and put into practice. The manufacturer of the rollcage keeps himself informed about the relevant regulations and their possible changes respective additions.

Such Certificate will be invalid if the structure is different or is modified in any way from the design shown herein.

2) MANUFACTURER'S DECLARATION AND DETAILS:

I declare that all Safety Cage Structures built to the design described on this form:

- will be manufactured complete by me.
- will be manufactured so that all aspects of the Safety Cage design, including configuration and strength requirements, welded and demountable joints and mountings, will be in conformity with the requirements of the FIA Homologation Regulations for Safety Cages.
- will be identified by an engraved plate bearing the name or logo of the manufacturer, the DMSB Certificate number and a unique manufacturer's serial number.

Name of Manufacturer:	Wiechers GmbH	 Südring 4 Wiechers GmbH 31582 Nienburg Tel 0 50 21 - 60 13 60 - Fax 0 50 21 - 1 24 81
Address:	Südring 4 31582 Nienburg / Weser Germany	
Phone n° + email:	+49 (0) 5021 601360 service@wiechers-sport.de	
Signature:	<i>J. A. J. Stephan</i>	
Name of Signatory:	Thorsten Stephan	
Date:	20.05.2016	



3) TESTING CENTRE OR ENGINEERING COMPANY REPORT

If a report is required, please give details below, and submit the report with this application :

Name of Testing Centre recognised by the FIA or Company approved by the FIA for the calculation of safety cages:	
Test report number:	
Date of Test or Issue of Report:	
Calculation report number:	
Date of Calculation or Issue of Report:	

4) MANUFACTURER'S DOSSIER

Your ASN may require you to submit a Manufacturer's Dossier, or provide other information if you have not previously been authorised to produce safety cages. Please contact the DMSB to ascertain what requirements, if any, may be imposed prior to the issuing of this Certificate.